

“THE STATE OF CRIME”

Meet The



Press

2024

Mr. Clayton L. Fernander, CD, QPM

Commissioner of Police

Royal Bahamas Police Force

January 2024



Table of Contents

Nationwide Crime Analysis 2023 vs 2022	1
Nationwide Crime Statistics 2023 vs 2022.....	3
Murder.....	4
Sexual Offences	7
Armed Robbery.....	9
Housebreakings.....	13
Stolen Vehicles	14
New Providence District Reported Crime Statistics 2023 vs 2022	16
New Providence District Divisional Breakdown.....	17
Grand Bahama & Northern Bahamas District Reported Crime Statistics 2023 vs 2022.....	18
Grand Bahama & Northern Bahamas District Divisional Breakdown	19
Family Islands District Reported Crime Statistics 2023 vs 2022	20
Family Islands Divisional Breakdown Divisional Breakdown.....	21
Cybercrime.....	22
Crime Scene Investigations.....	22
Illegal Firearm Discovery and Seizure Demographics 2023	23
Dangerous Drugs Discovery, Seizures and Arrests 2023	24
Missing Persons	25
Other Police Activities	27
Complaints Against Police Officers.....	28
Fire Calls.....	29
Miscellaneous Incidents.....	30
Domestic Related Cases.....	32
Police Involved Shootings	34
Suicide Incidents.....	35
Drowning Incidents.....	36
Sudden Death – Natural Causes.....	37
Financial Crimes	38
Immigration Violations.....	40
Trafficking in Persons.....	41

Traffic Incidents	42
Training	44

Nationwide Crime Analysis 2023 vs 2022

Preliminary figures for 2023 indicate that major crimes decreased by 21% with 3,153 cases, compared to 3,979 in 2022. There were regional decreases in New Providence and Grand Bahama and the Northern Bahamas at rates of 23% and 15% respectively, compared to 2022. The rate of crime in the Family Islands District remain unchanged when compared to 2022.

Crimes against the property decreased by 19% with 2,356 incidents, compared to 2,907 in 2022. There were regional decreases in crimes against the property across the board for 2023 at rates of 22% in New Providence, 10% in Grand Bahama and 4% in the Family Islands District. Crimes against the person decreased by 26%, with 797 incidents, compared to 1,072 in 2022. There were regional decreases at rates of 27% in New Providence and 35% in Grand Bahama. Crimes against the person in the Family Islands District increased by 33%.

Homicides decreased by 14% with 110 incidents, compared to 128 in 2022. There were 106 murders in New Providence, 3 in Grand Bahama and 1 in the Family Islands District, with an overall solvency rate of 65%. Victims between the ages of 18 and 45 represent 89% of all homicides. Retaliation, gang and conflict were the most common motives for murder, representing 65% collectively. Based on preliminary figures, homicides were more likely to occur on a Saturday and Sunday than any other day of the week. Homicides were more prevalent in the **Southern, Southeastern** and **Southern Divisions**, accounting for 41% of the overall total. Firearms were used in the commission of 98 homicides and fatal gunshot wounds remain the leading cause of death in these matters.

Armed Robberies decreased by 34% with 368 incidents, compared to 555 in 2022. Armed robberies were more prevalent in the **Southwestern** and **Southeastern Divisions**, accounting for 37% of the overall total. Based on preliminary figures, armed robberies were more likely to occur on a Thursday and Sunday than any other day of the week and these incidents peak between the hours of 5pm and 11pm. Most armed robberies occurred at the street level, residences and at businesses respectively. Firearms continue to be the weapon of choice for the commission of armed robberies. Notably, there were 171 vehicles taken in the commission of armed robbery incidents for 2023. Twelve percent of vehicles taken during armed robberies were recovered. Males represent the highest percentage of victims of armed robbery at 60%, compared to female victims at 40%.

Robberies decreased by 44% with 70 incidents, compared to 124 in 2022. Robberies were more prevalent in the **Central, Southeastern** and **South Central Divisions**, accounting for 50% of the overall total. Based on preliminary figures, robberies were more likely to occur on a Friday and Sunday than any other day of the week and these incidents peak between the hours of 8am and 4pm. Males represent the highest percentage of victims at 67%, compared to female victims at 33%.

Stolen vehicles decreased by 22% with 257 incidents, compared to 330 in 2022. **Nissans** were the most targeted vehicles of choice, representing 36% of all vehicles stolen. The Nissan Note and March were the predominant models stolen, while residences were the most targeted locations. Stolen vehicles were mostly reported in the **Southwestern Division**, accounting for 15% of the overall total. Thirty-six percent of all stolen vehicles in 2023 were recovered.

Stealing from vehicles decreased by 38% with 253 incidents, compared to 410 in 2022. The most frequent items stolen included cash, cellular phones, and personal effects. Nissan Notes were mostly targeted, with Honda Accords trending close behind. Based on preliminary figures, stealing from vehicles were more likely to occur on a Saturday than any other day of the week. Stealing from vehicle cases were mostly reported in the **South Central Division**, accounting for 18% of recorded cases.

Housebreakings decreased by 27% with 372 incidents, compared to 507 in 2022. The **New Providence District** accounted for 254 or 68% of all housebreakings, most of which occurred in the **Southwestern Division**, accounting for 19% of all cases. **Grand Bahama**, including **Abaco and Bimini**, accounted for 59 or 16% of housebreakings, most of which occurred in **Abaco** and the **Southwestern Divisions**, accounting for 36 incidents. The **Family Islands District** accounted for 59 or 16%, most of which occurred in Andros with 21 incidents.

Shopbreakings decreased by 28% with 375 incidents, compared to 524 in 2022. The **New Providence District** accounted for 239 or 64% of all shopbreakings, most of which occurred in the **Northeastern Division**, accounting for 15% of all cases. **Grand Bahama**, including **Abaco and Bimini**, accounted for 62 or 17% of shopbreakings, most of which occurred in the **Central and Abaco Divisions**, accounting for 31 incidents. The **Family Islands District** accounted for 74 or 20%, most of which occurred in Eleuthera, Exuma and Andros with a collective 54 incidents. Based on preliminary figures, shopbreakings were more likely to occur on a Saturday than any other day of the week.

For the period in review, a total of 355 **firearms** and 8,995 rounds of ammunition were discovered and/or seized throughout the Commonwealth of The Bahamas. As a result, 474 persons were charged with possession of illegal firearms. Additionally, **ShotSpotter** detected a total of 1,357 gunshot incidents, consisting of 789 multiple shots, 441 single shots and 127 probable shot incidents, totaling 4,989 rounds discharged.

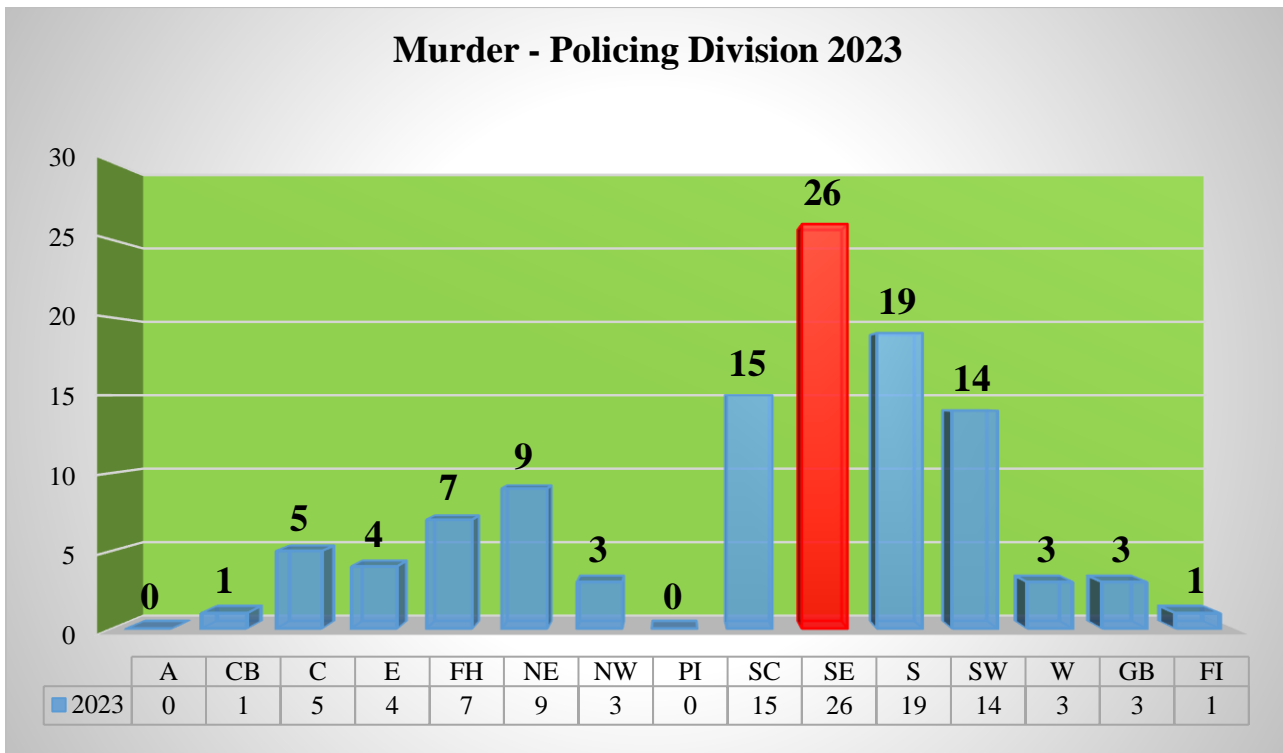
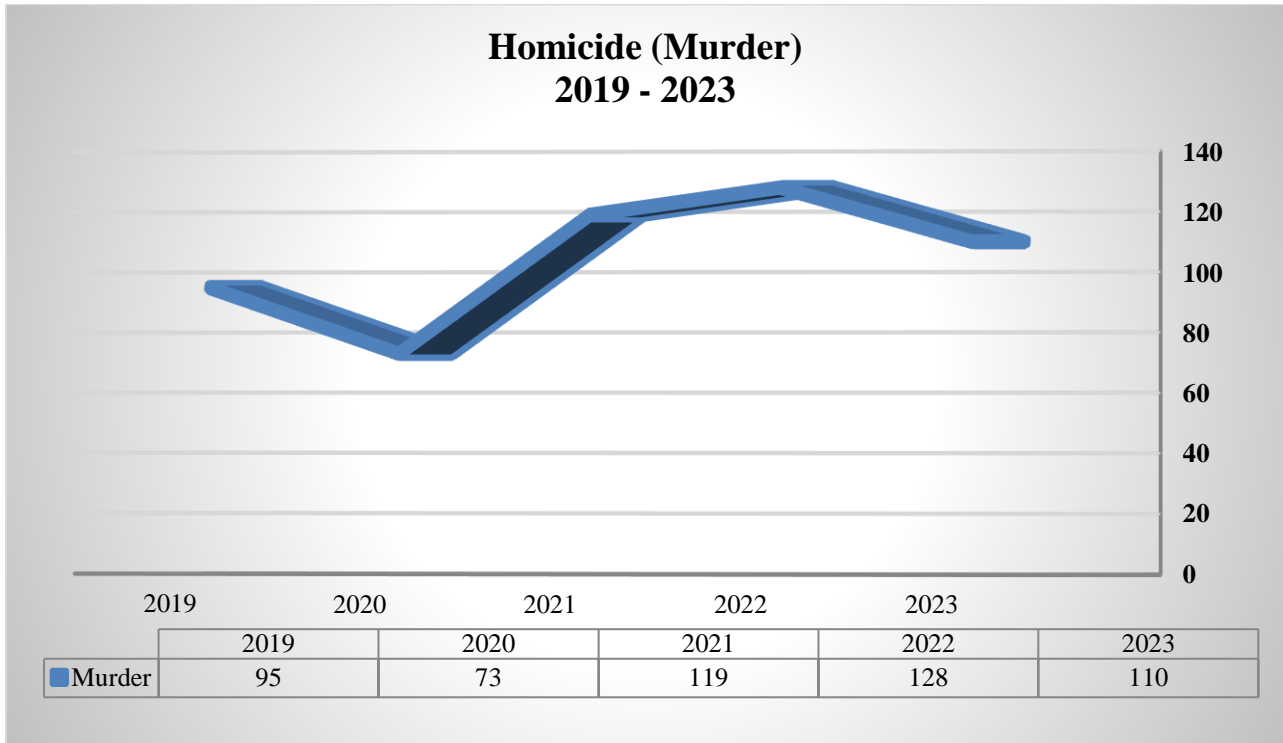
Notably, the officers of the Royal Bahamas Police Force conducted 16,406 field check patrols, 45,655 stop and search profiles, 683 road checks and 668 search warrants throughout the Commonwealth of The Bahamas. As a result of these efforts, 16,950 persons were arrested for various major and minor offences. Of this number, 11,516 persons were charged and placed before the Court, representing a 69% charge rate. This figure represents a 16% increase over 2022 when 9,918 persons charged. There were 5,101 court returns from the Magistrates Court including 3,477 convictions, 23 cases were discharged due to the defendant's death, 159 cases were acquitted at the end of trial, 963 cases were discharged by the court and 479 cases were withdrawn by the virtual complainant.

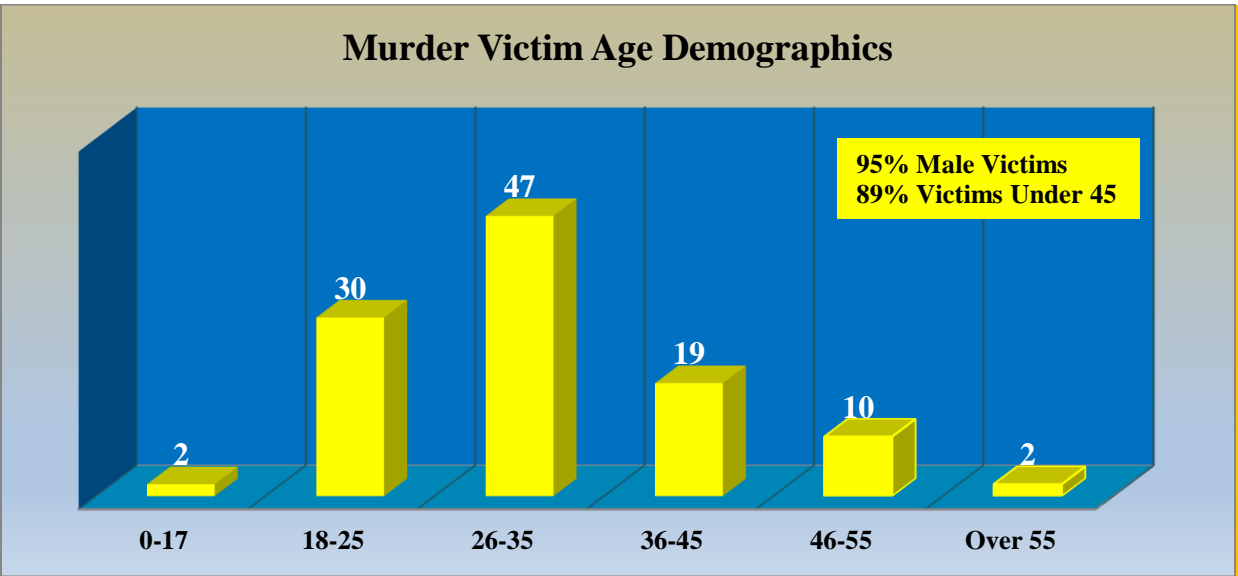
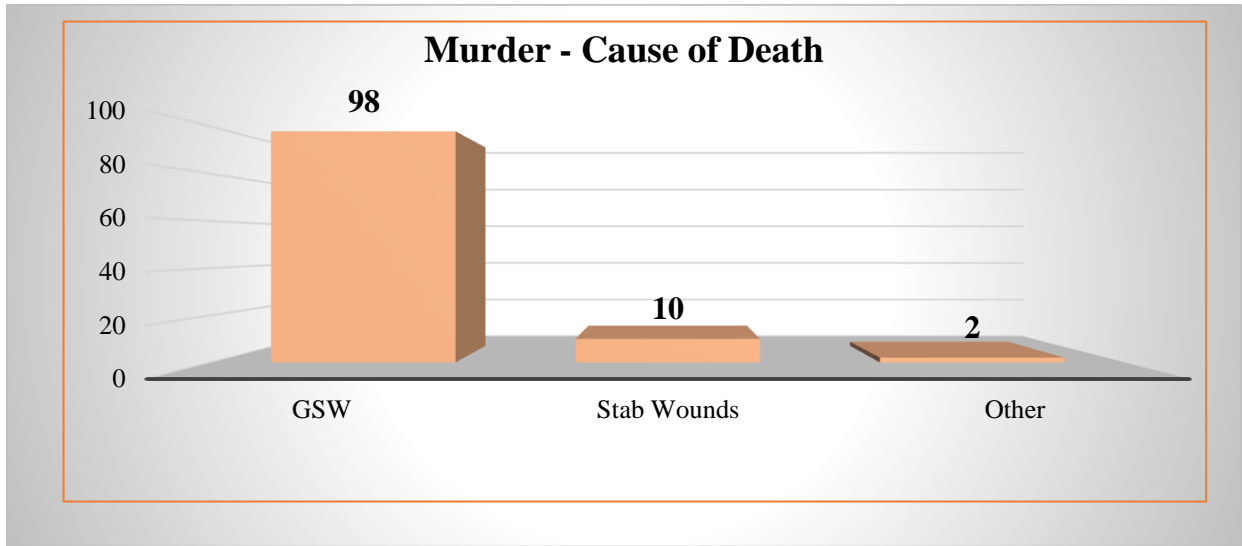
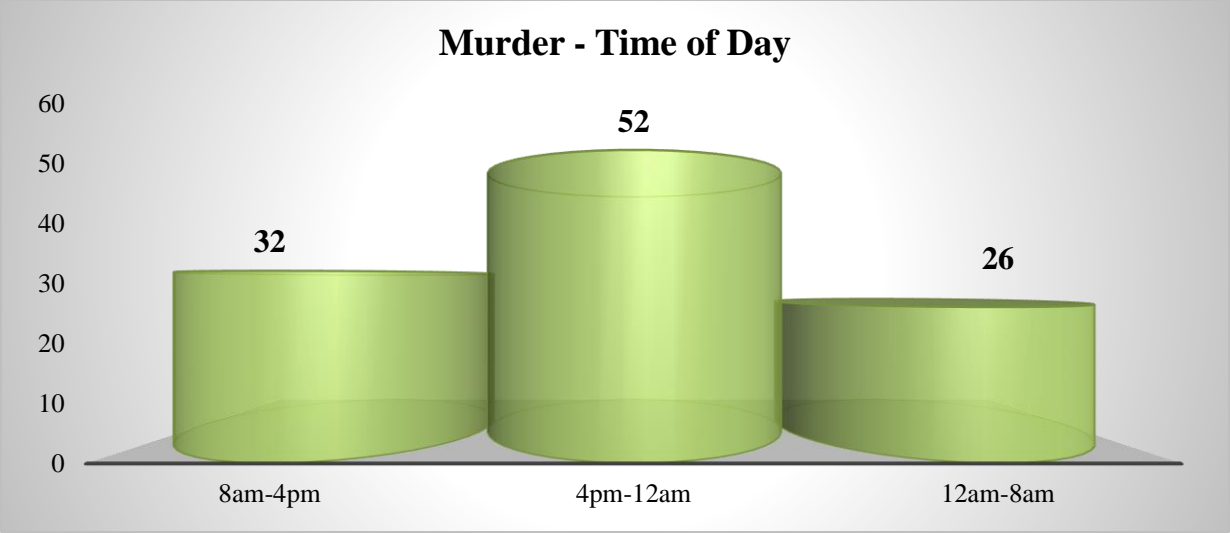
Nationwide Crime Statistics
All Bahamas - 2023 vs 2022

Crimes Against Person	2023	2022	% CHANGE
Murder	110	128	-14
Attempted Murder	35	47	-26
Manslaughter	3	4	-25
Rape	61	55	11
Attempted Rape	9	10	-10
Unlawful Sexual Intercourse	134	139	-4
Armed Robbery	368	555	-34
Robbery	70	124	-44
Attempted Robbery	7	10	-30
Sub-Total	797	1072	-26
Crimes Against Property	2023	2022	% CHANGE
Burglary	61	98	-38
Housebreaking	372	507	-27
Shopbreaking	375	524	-28
Stealing	1038	1038	0
Stealing from Vehicle	253	410	-38
Stolen Vehicle	257	330	-22
Sub-Total	2356	2907	-19
Total	3153	3979	-21

Murder

In 2023, murders decreased by 14% with 110 cases compared to 128 in 2022.

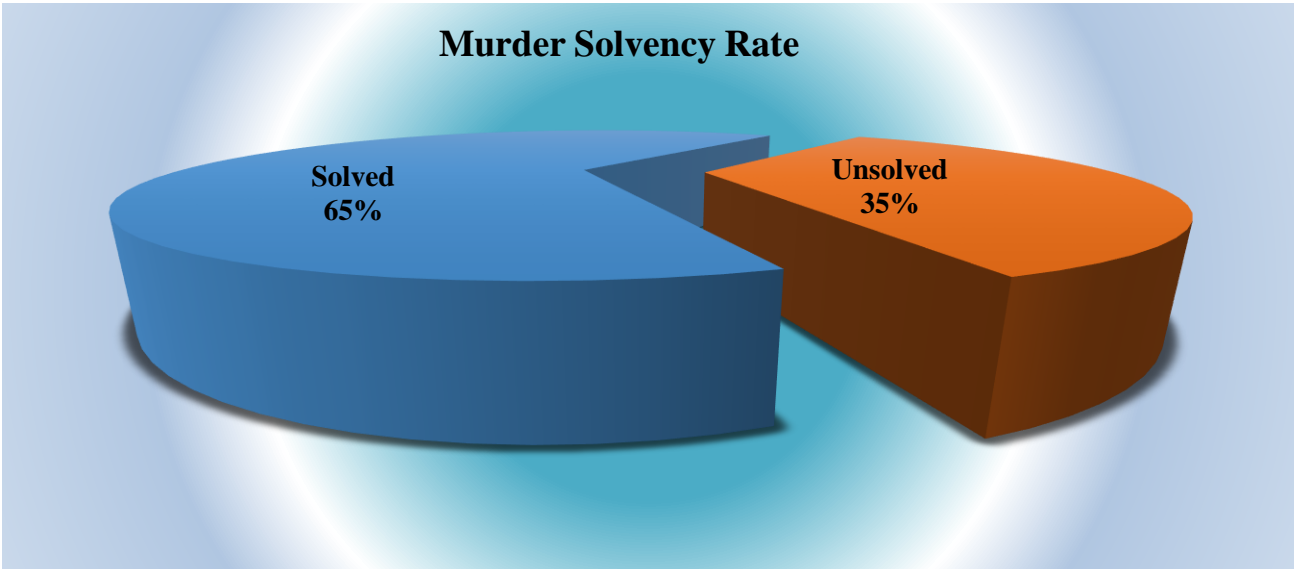




N.B. These are preliminary figures and are subject to change. Research and Policy Branch, RBPF



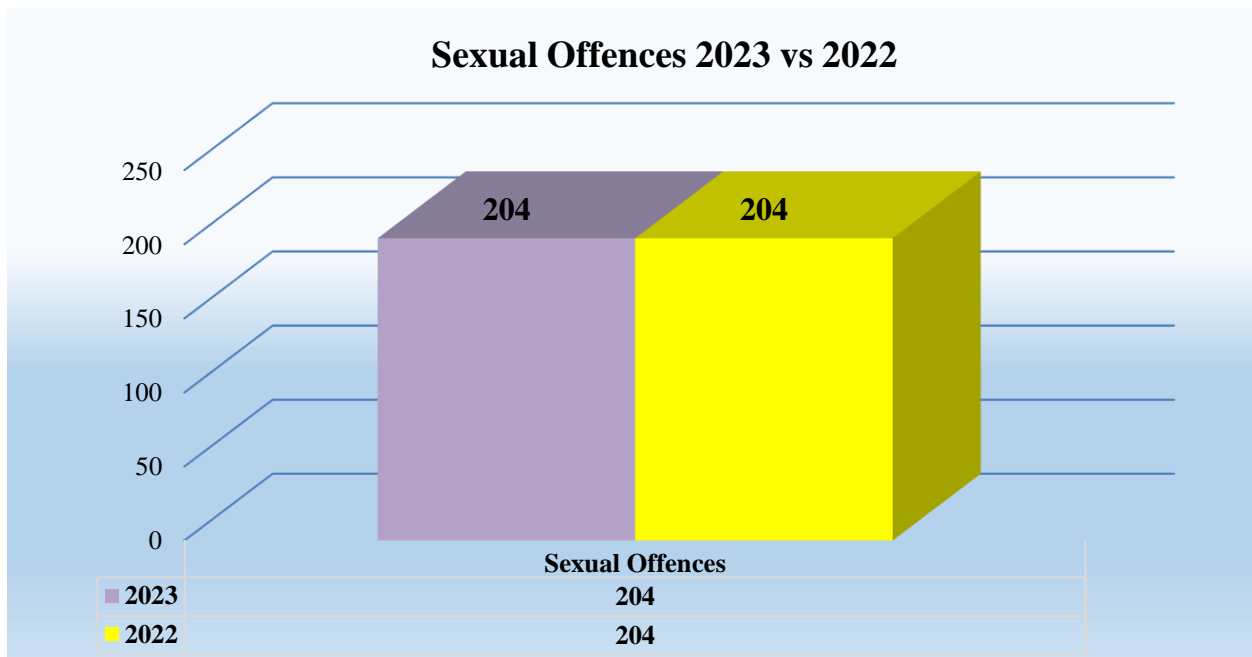
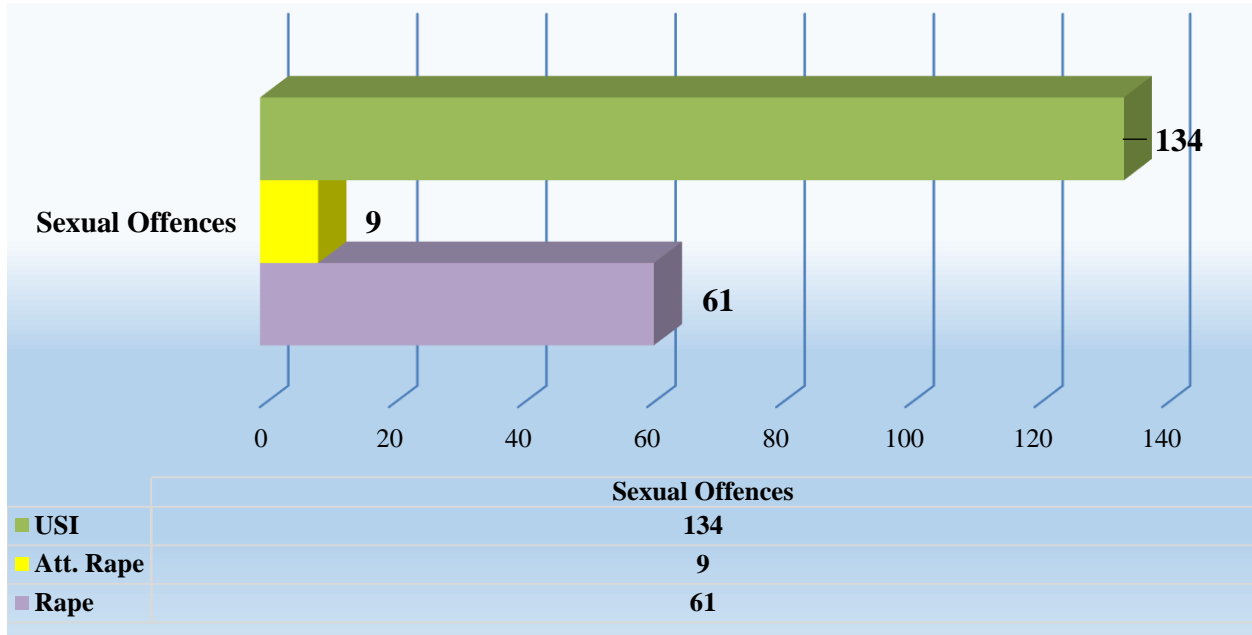
NB. More than one condition maybe true in the 1st three bars at the same time in the above table.

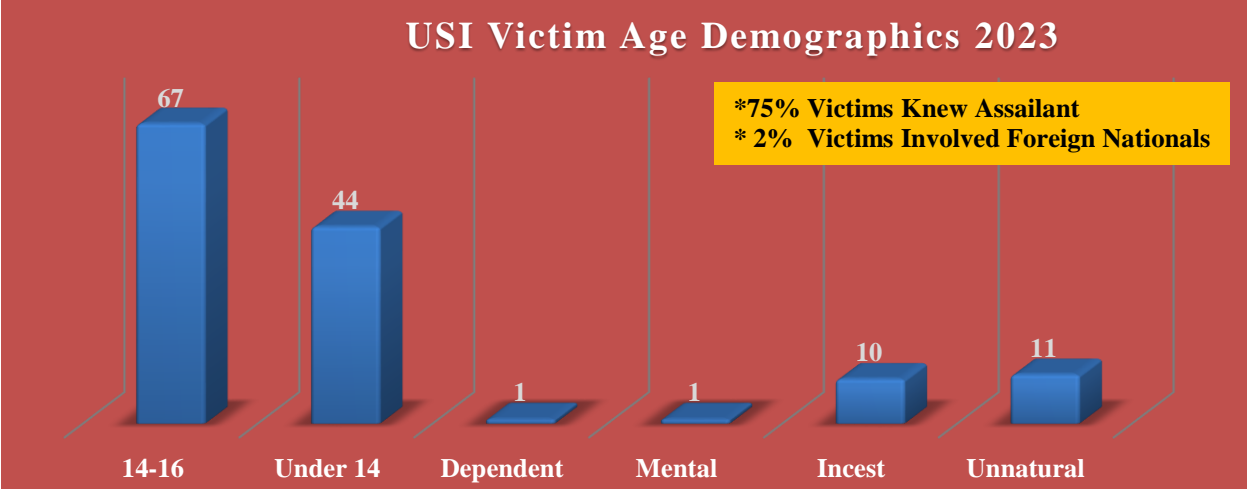
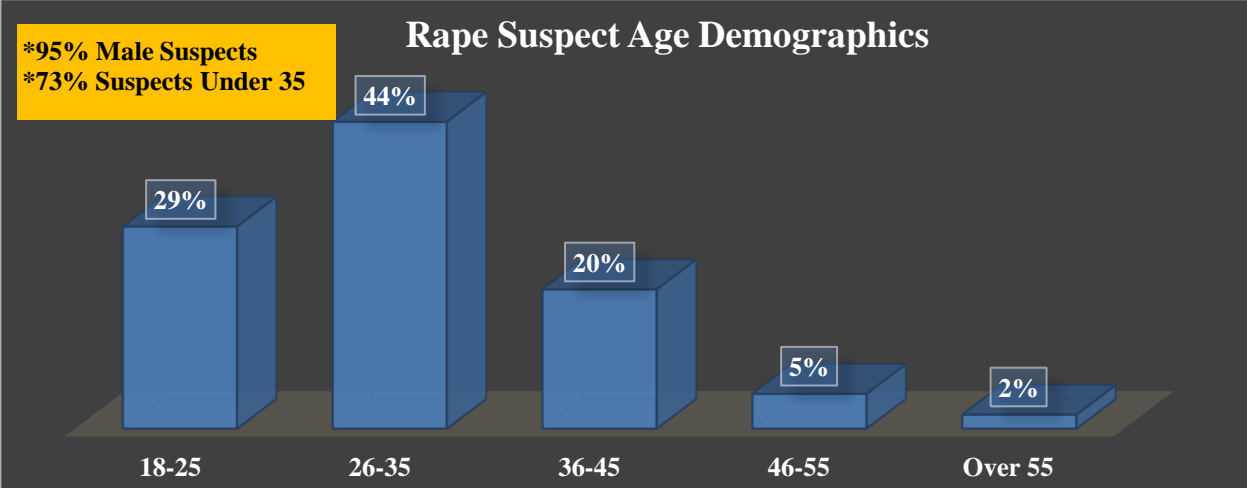
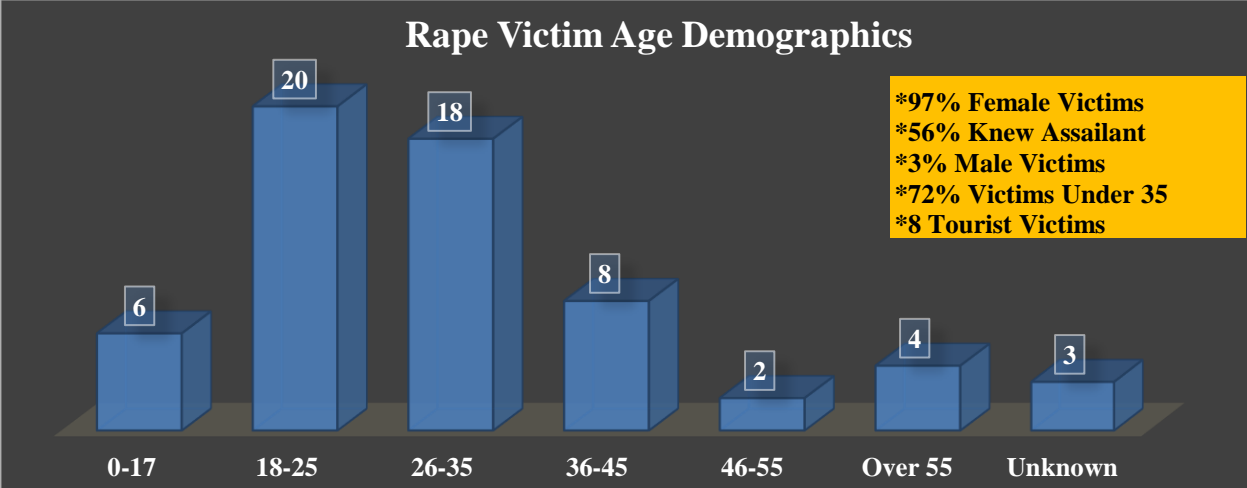


N.B. These are preliminary figures and are subject to change. Research and Policy Branch, RBPF

Sexual Offences

For the period in review, reports of sexual offences remain unchanged with 204 incidents. These offences include rape, unlawful sexual intercourse and attempted rape. (N.B. Unlawful sexual intercourse includes incest).

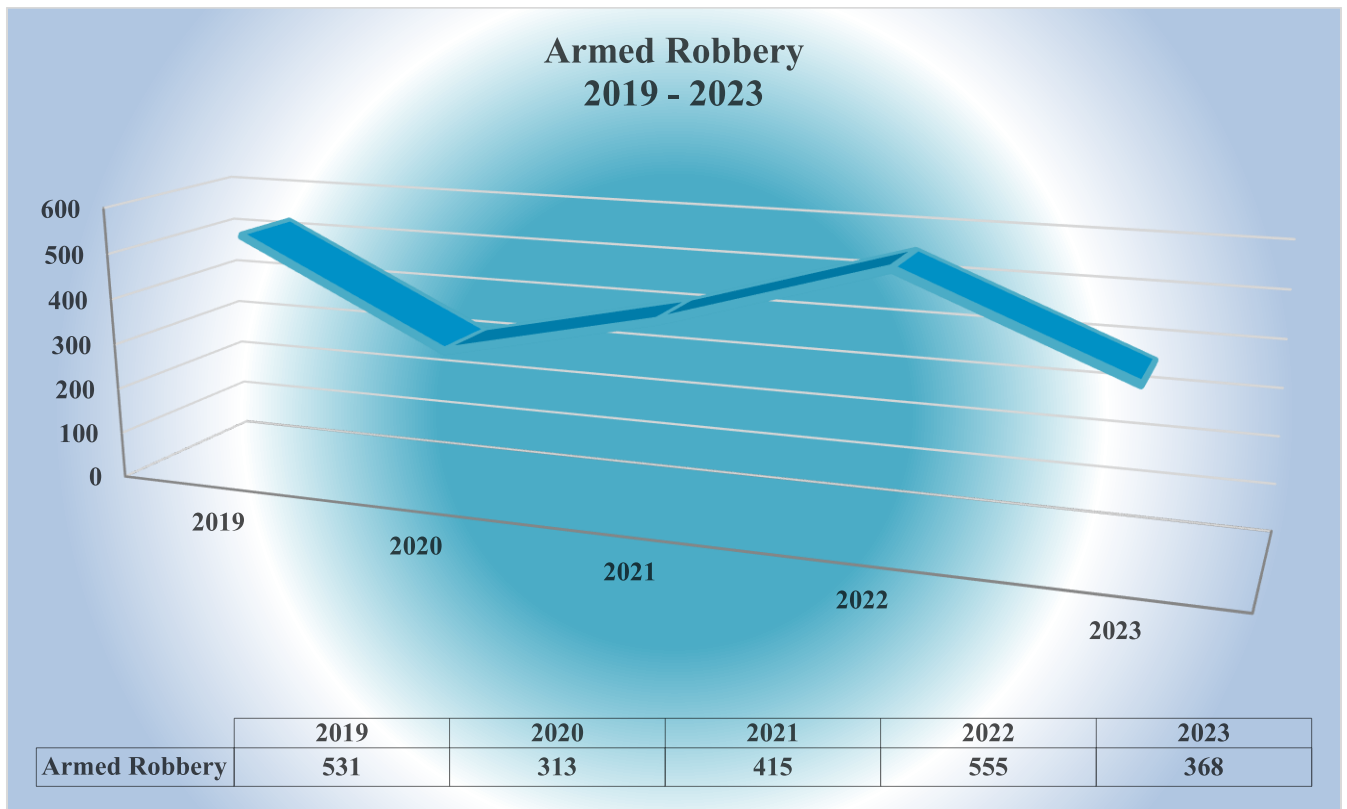
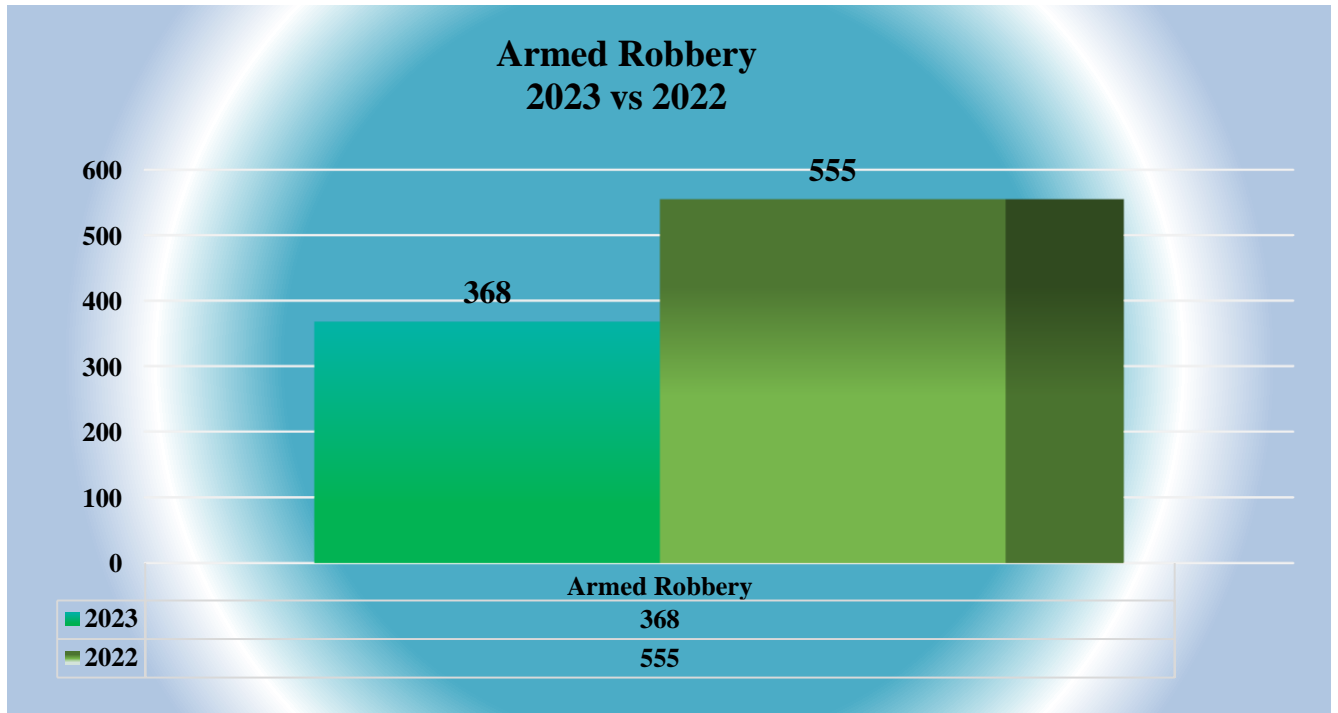




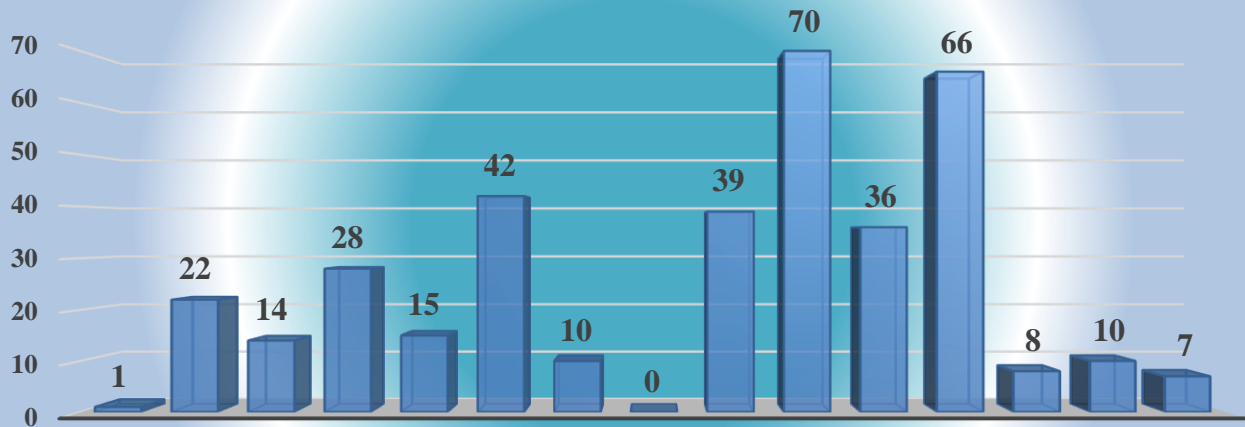
N.B. These are preliminary figures and are subject to change. Research and Policy Branch, RBPB

Armed Robbery

In 2023, armed robberies decreased by 34% with 368 incidents, compared to 555 in 2022.

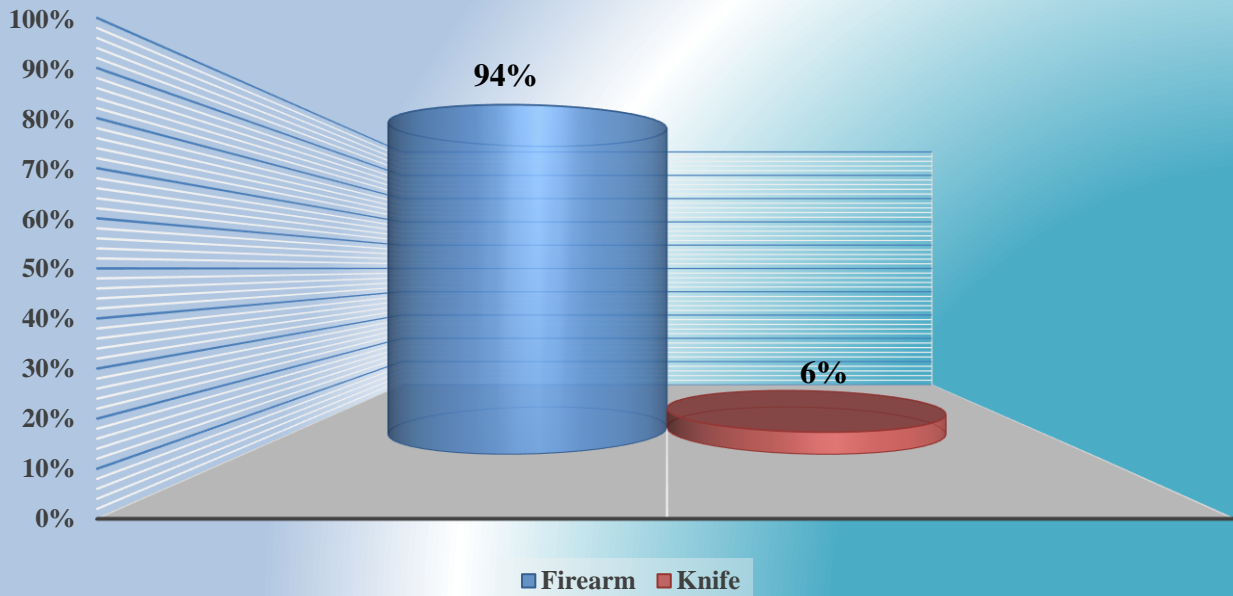


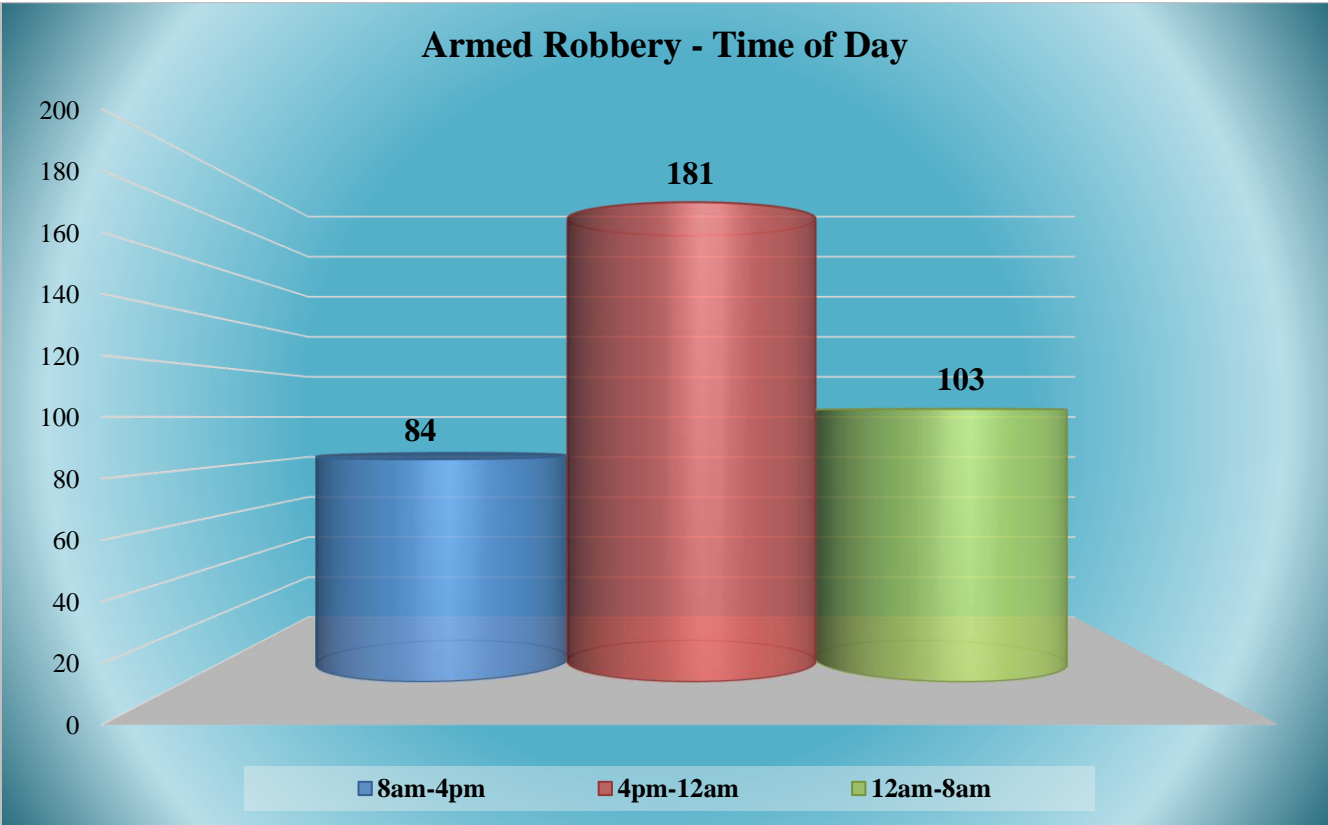

Armed Robbery - Police Divisions



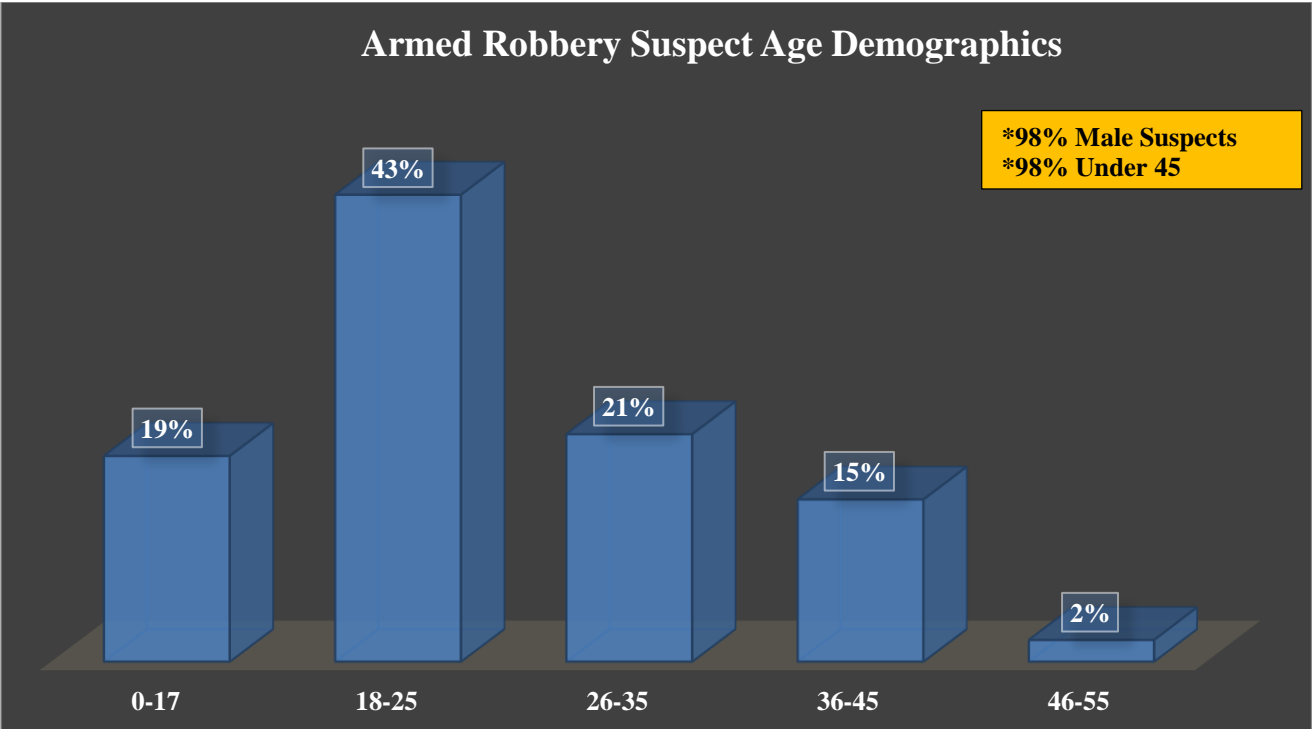
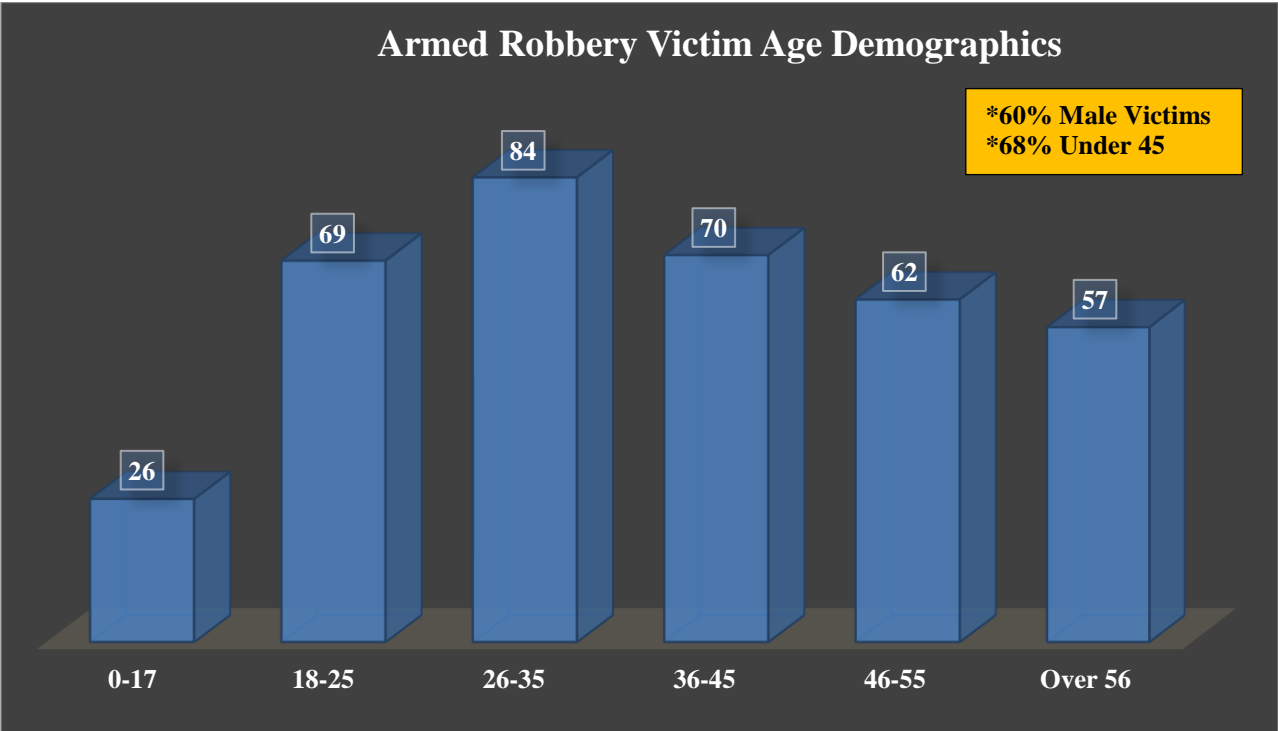
	A	CB	C	E	FH	NE	NW	PI	SC	SE	S	SW	W	GB	FI
■ 2023	1	22	14	28	15	42	10	0	39	70	36	66	8	10	7

Armed Robbery - Weapon Used





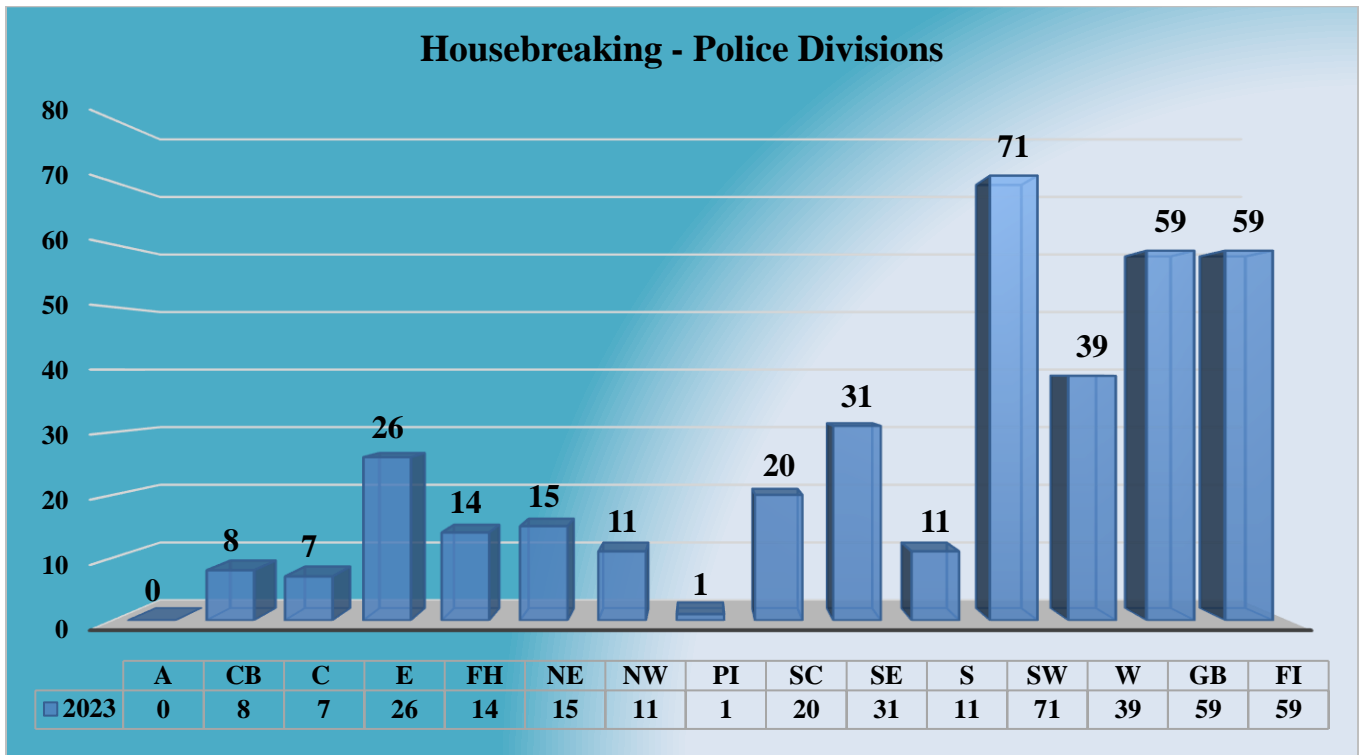
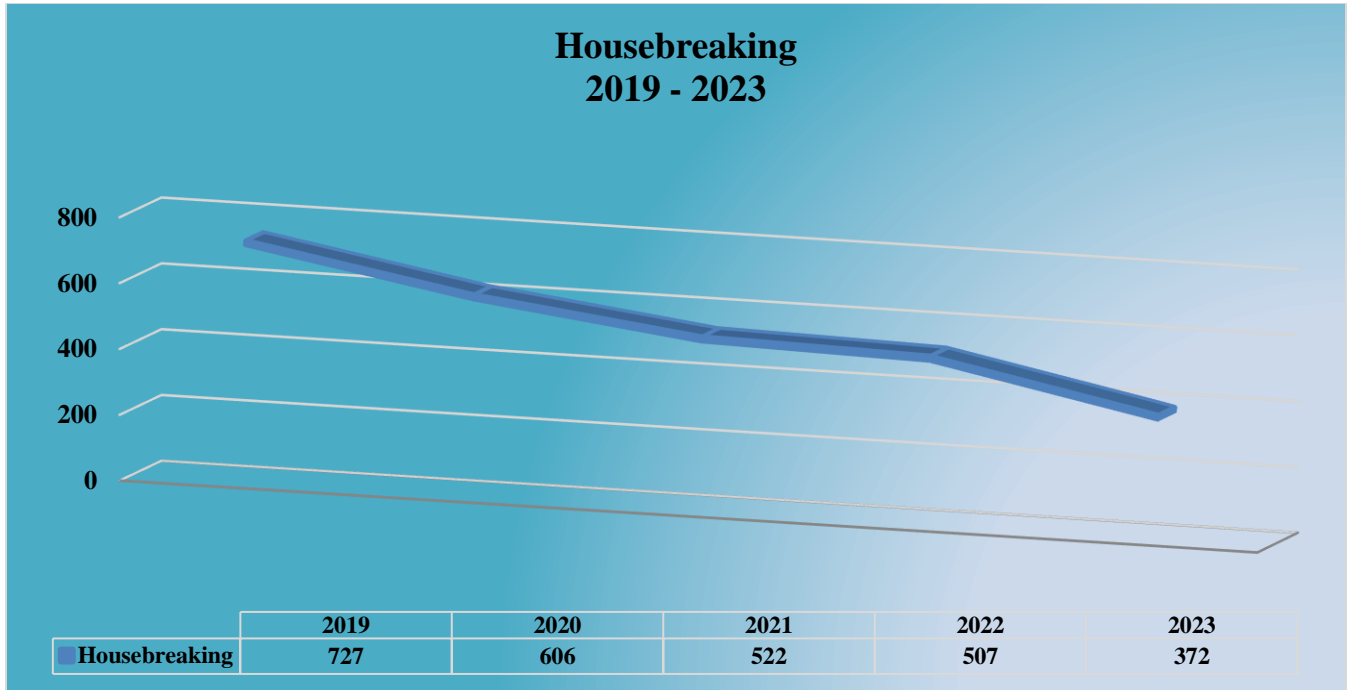
N.B. These are preliminary figures and are subject to change. Research and Policy Branch, RBPB



N.B. These are preliminary figures and are subject to change. Research and Policy Branch, RBPf

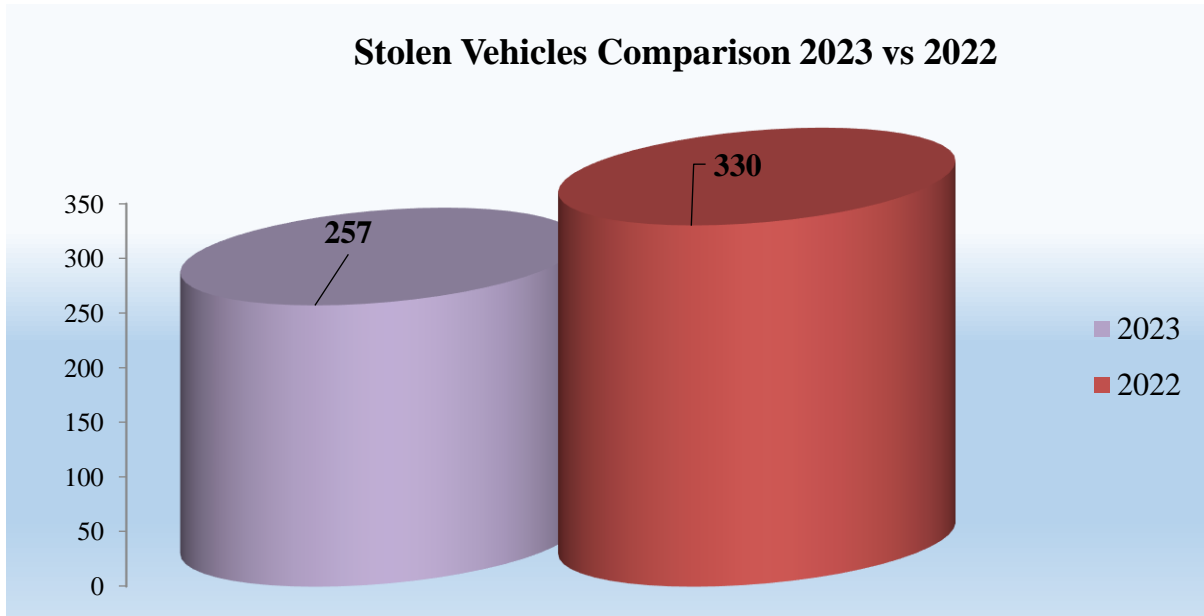
Housebreakings

In 2023, housebreakings decreased by 27% with 372 incidents, compared to 507 in 2022.

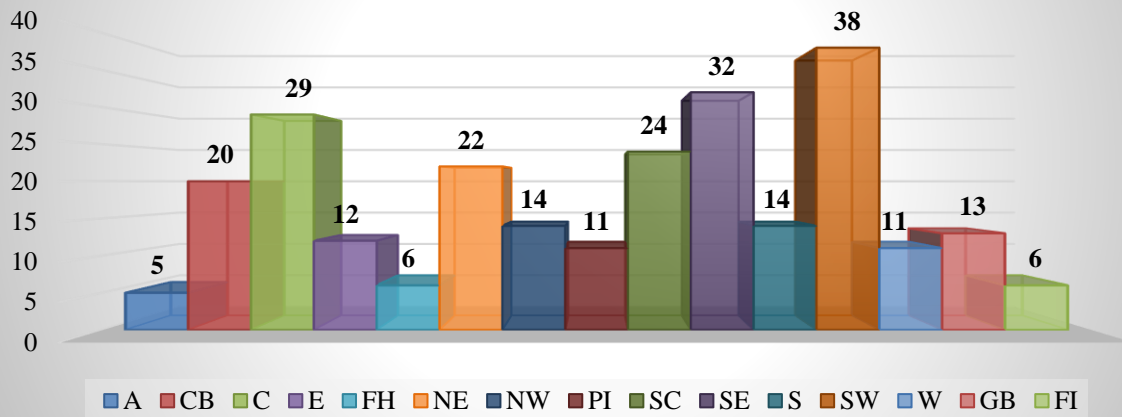


Stolen Vehicles

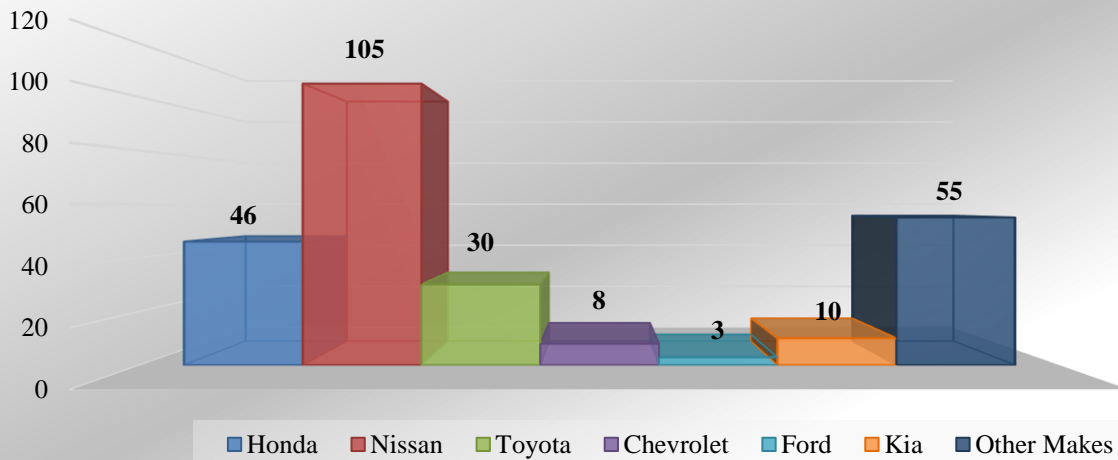
In 2023, stolen vehicles decreased by 22% with 257 incidents, compared to 330 in 2022. Ninety-three or 36% of vehicles stolen for the year were recovered.



Stolen Vehicles - Police Division 2023

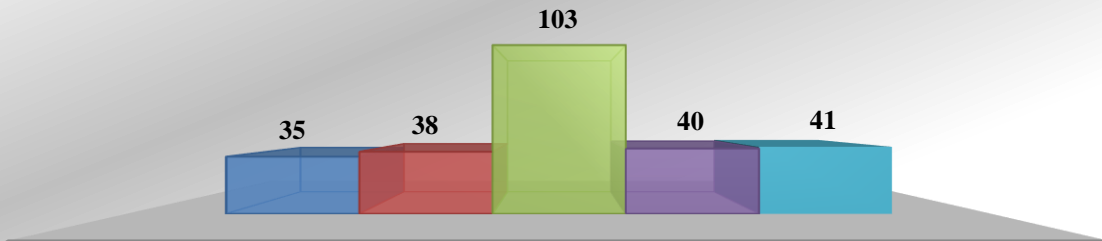


Stolen Vehicles - Make 2023



Stolen Vehicles - Incident Location 2023

Business Parking Lot Residence Street Other



**New Providence District
Reported Crime Statistics
2023 vs 2022**

Crimes Against Person	2023	2022	% CHANGE
Murder	106	113	-6
Attempted Murder	26	42	-38
Manslaughter	3	3	0
Rape	49	37	32
Attempted Rape	9	7	29
Unlawful Sex	91	99	-8
Armed Robbery	351	536	-35
Robbery	68	118	-42
Attempted Robbery	6	10	-40
Sub-Total	709	965	-27
Crimes Against Property	2023	2022	% CHANGE
Burglary	44	75	-41
Housebreaking	254	345	-26
Shopbreaking	239	395	-39
Stealing	796	812	-2
Stealing from Vehicle	228	371	-39
Stolen Vehicle	238	309	-23
Sub-Total	1799	2307	-22
Total	2508	3272	-23

**National Reported Crimes
New Providence District Breakdown
2023 vs 2022**

Crimes Against the Person	A	CB	C	E	FH	NE	NW	PI	SC	SE	S	SW	W	Total
Murder	0	1	5	4	7	9	3	0	15	26	19	14	3	106
Attempted Murder	0	0	0	0	0	6	2	0	4	6	6	2	0	26
Manslaughter	0	1	0	0	0	0	0	0	0	1	0	1	0	3
Rape	0	7	4	1	1	3	2	0	5	7	2	17	0	49
Attempted Rape	0	0	0	1	0	0	1	1	2	1	1	2	0	9
Unlawful Sex	0	2	3	11	1	7	3	0	14	19	9	17	5	91
Armed Robbery	1	22	14	28	15	42	10	0	39	70	36	66	8	351
Robbery	1	5	10	0	1	3	5	2	14	10	7	9	1	68
Attempted Robbery	0	1	1	0	0	1	1	1	0	0	0	1	0	6
Sub Total	2	39	37	45	25	71	27	4	93	140	80	129	17	709
Crimes Against the Property	A	CB	C	E	FH	NE	NW	PI	SC	SE	S	SW	W	Total
Burglary	0	2	1	1	0	5	5	0	4	7	4	4	11	44
Housebreaking	0	8	7	26	14	15	11	1	20	31	11	71	39	254
Shopbreaking	0	10	25	5	4	56	20	0	18	21	17	36	27	239
Stealing	8	51	74	81	21	55	39	25	53	114	45	169	61	796
Stealing from Vehicle	1	9	22	22	5	30	12	3	45	27	12	31	9	228
Stolen Vehicle	5	20	29	12	6	22	14	11	24	32	14	38	11	238
Sub Total	14	100	158	147	50	183	101	40	164	232	103	349	158	1799
TOTAL	16	139	195	192	75	254	128	44	257	372	183	478	175	2508

**National Reported Crimes
Grand Bahama & Northern Bahamas District (Abaco & Bimini)
2023 vs 2022**

Crimes Against Person	2023	2022	% CHANGE
Murder	3	12	-75
Attempted Murder	8	5	60
Manslaughter	0	0	0
Rape	9	13	-31
Attempted Rape	0	3	N/A
Unlawful Sex	20	29	-31
Armed Robbery	10	14	-29
Robbery	1	4	-75
Attempted Robbery	1	0	N/A
Sub-Total	52	80	-35
Crimes Against Property	2023	2022	% CHANGE
Burglary	10	16	-38
Housebreaking	59	73	-19
Shopbreaking	62	74	-16
Stealing	141	126	12
Stealing from Vehicle	18	30	-40
Stolen Vehicle	13	17	-24
Sub-Total	303	336	-10
Total	355	416	-15

National Reported Crimes
Grand Bahama & Northern Bahamas District (Abaco & Bimini) Breakdown
2023 vs 2022

Crimes Against the Person	A	C	EMR	NE	SW	WE	AB	BI	Total
Murder	0	0	0	0	0	0	3	0	3
Attempted Murder	0	3	2	0	2	0	1	0	8
Manslaughter	0	0	0	0	0	0	0	0	0
Rape	0	1	0	1	1	1	2	3	9
Attempted Rape	0	0	0	0	0	0	0	0	0
Unlawful Sex	0	3	1	1	3	2	9	1	20
Armed Robbery	0	2	0	0	5	0	3	0	10
Robbery	0	0	0	0	1	0	0	0	1
Attempted Robbery	0	1	0	0	0	0	0	0	1
Sub Total	0	10	3	2	12	3	18	4	52
Crimes Against the Property	A	C	EMR	NE	SW	WE	AB	BI	Total
Burglary	0	0	1	1	4	1	3	0	10
Housebreaking	0	9	8	3	18	0	18	3	59
Shopbreaking	0	17	11	5	7	7	14	1	62
Stealing	1	34	7	12	38	1	40	8	141
Stealing from Vehicle	0	7	1	0	6	0	4	0	18
Stolen Vehicle	0	3	1	0	4	0	5	0	13
Sub Total	1	70	29	21	77	9	84	12	303
TOTAL	1	80	32	23	89	12	102	16	355

**National Reported Crimes
Family Islands District
(Central & Southern Bahamas)
2023 vs 2022**

Crimes Against Person	2023	2022	% CHANGE
Murder	1	3	-67
Attempted Murder	1	0	N/A
Manslaughter	0	1	N/A
Rape	3	5	-40
Attempted Rape	0	0	0
Unlawful Sexual Intercourse	23	11	109
Armed Robbery	7	5	40
Robbery	1	2	-50
Attempted Robbery	0	0	0
Sub-Total	36	27	33
Crimes Against Property	2023	2022	% CHANGE
Burglary	7	7	0
Housebreaking	59	89	-34
Shopbreaking	74	55	35
Stealing	101	100	1
Stealing from Vehicle	7	9	-22
Stolen Vehicle	6	4	50
Sub-Total	254	264	-4
Total	290	291	0

**National Reported Crimes
Family Islands District Breakdown
(Central & Southern Bahamas)
2023 vs 2022**

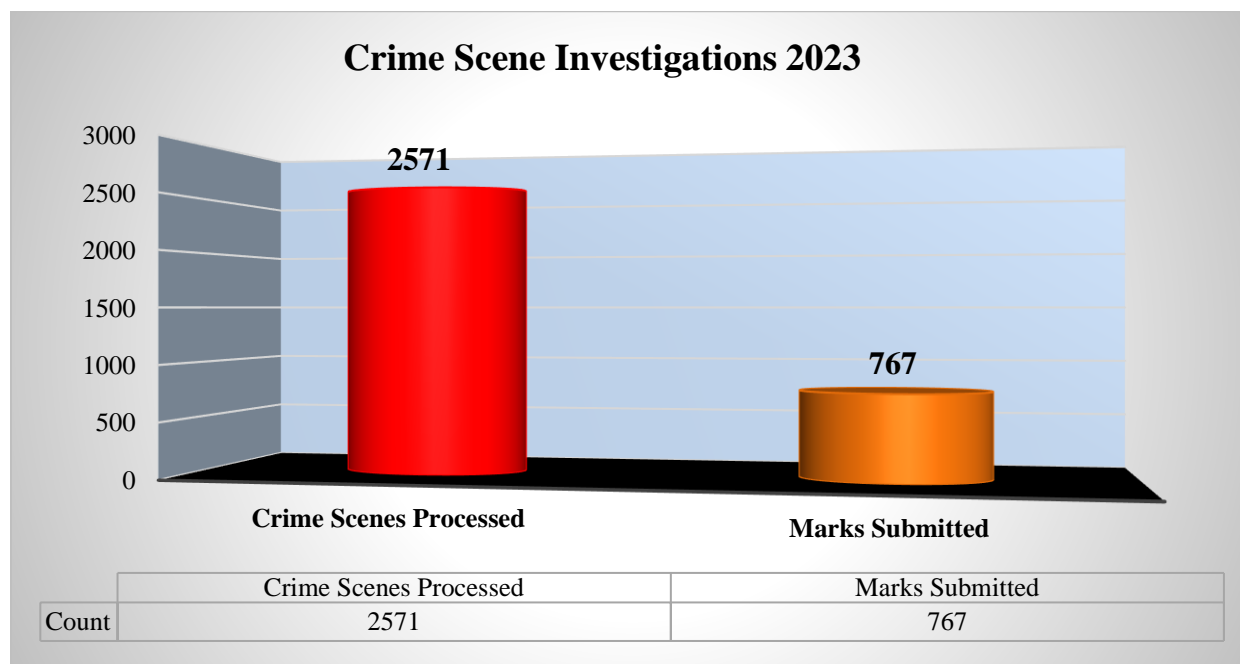
Crimes Against the Person	AC	AN	BE	CI	EL	EX	IN	LI	M	RC	SS	Total
Murder	0	0	0	0	1	0	0	0	0	0	0	1
Attempted Murder	0	1	0	0	0	0	0	0	0	0	0	1
Manslaughter	0	0	0	0	0	0	0	0	0	0	0	0
Rape	0	1	0	0	0	2	0	0	0	0	0	3
Attempted Rape	0	0	0	0	0	0	0	0	0	0	0	0
Unlawful Sex	1	5	0	1	15	0	0	0	1	0	0	23
Armed Robbery	0	1	0	0	2	2	1	1	0	0	0	7
Robbery	0	1	0	0	0	0	0	0	0	0	0	1
Attempted Robbery	0	0	0	0	0	0	0	0	0	0	0	0
Sub Total	1	9	0	1	18	4	1	1	1	0	0	36
Crimes Against the Property	AC	AN	BE	CI	EL	EX	IN	LI	M	RC	SS	Total
Burglary	0	1	0	0	1	5	0	0	0	0	0	7
Housebreaking	0	21	1	3	11	16	2	2	0	0	3	59
Shopbreaking	0	17	8	1	18	19	6	3	0	0	2	74
Stealing	0	26	7	2	30	26	3	5	1	0	1	101
Stealing from Vehicle	0	2	1	1	1	1	0	0	0	0	1	7
Stolen Vehicle	0	2	0	0	2	1	1	0	0	0	0	6
Sub Total	0	69	17	7	63	68	12	10	1	0	7	254
TOTAL	1	78	17	8	81	72	13	11	2	0	7	290

Cybercrime

In 2023, cybercrimes decreased by 7% with 98 cases, compared to 105 in 2022. These cases include libel, hacking, extortion, computer misuse, threats and so on.

Cybercrime	2023	2022	% Change
Libel	80	79	1
Hacking	0	1	N/A
Computer Misuse	1	0	N/A
Unauthorized Access	2	0	N/A
Child Porn	4	2	100
Civil Fraud	3	0	N/A
Misuse Telecommunications	0	10	N/A
Voyeurism	0	7	N/A
Extortion	0	1	N/A
Computer Threats	0	5	N/A
Police Information	8	0	N/A
Total	98	105	-7

In 2023, there were 2,571 crime scenes investigated. Of this figure, 767 of 30% of incidents provided identifications.



Illegal Firearm Discovery and Seizure 2023

Illegal Firearm Discovery/Seizure - Firearm Type				
Pistol	Revolver	Rifle	Shotgun	Total
300	15	30	10	355

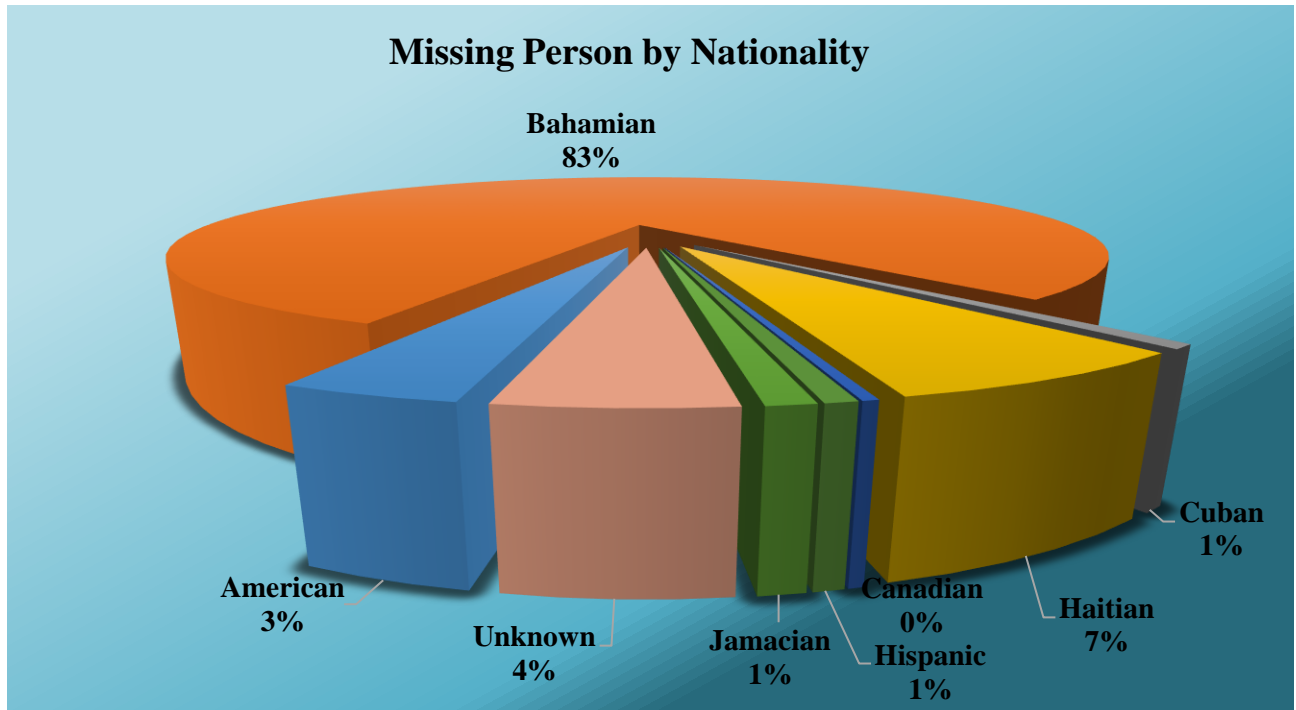
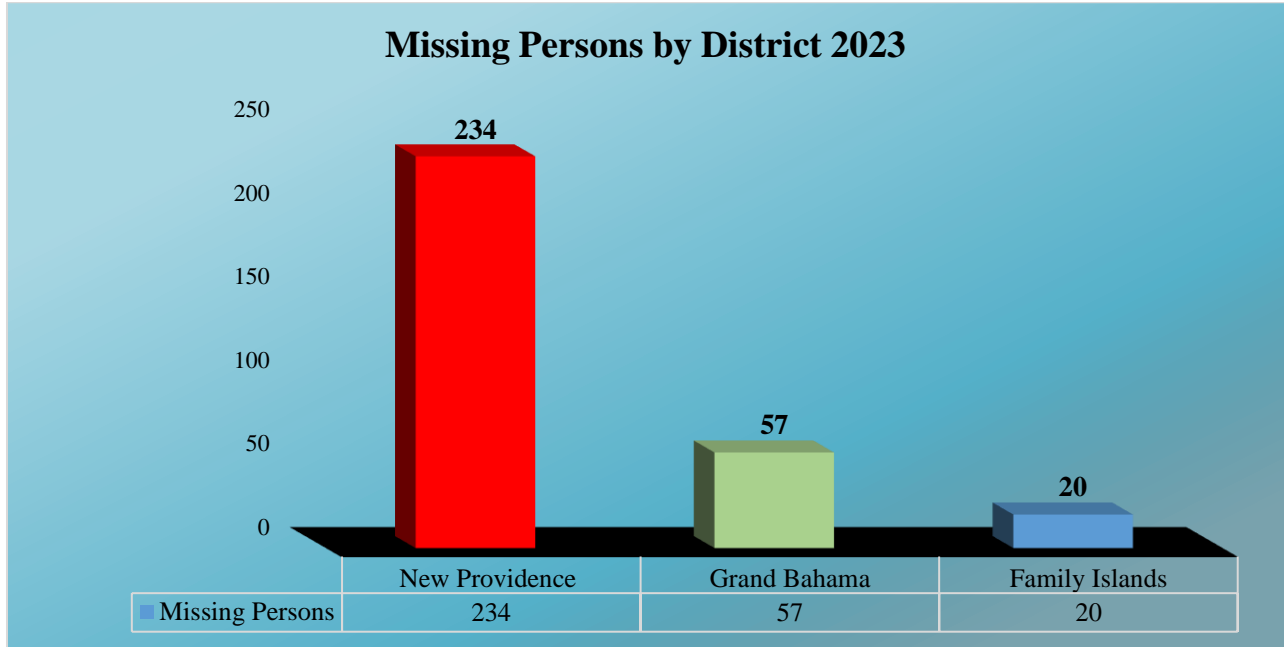
Firearm Discovery/Seizure By Division	
Unit	Firearm
Airport	3
Cable Beach	5
Central	11
Eastern	16
Fox Hill	12
Northeastern	27
Northwestern	13
Paradise Island	0
South Central	48
Southeastern	41
Southern	45
Southwestern	61
Western	4
Airport GB	0
Central GB	33
Eight Mile Rock GB	5
Northeastern GB	0
Southwestern GB	4
West End GB	0
Abaco	6
Bimini	3
Eleuthera	6
Exuma	5
Inagua	1
DEU	0
Andros	3
Tourism	2
Rum Cay and San Salvador	1
Total	355

Dangerous Drugs Discoveries, Seizures and Arrests 2023

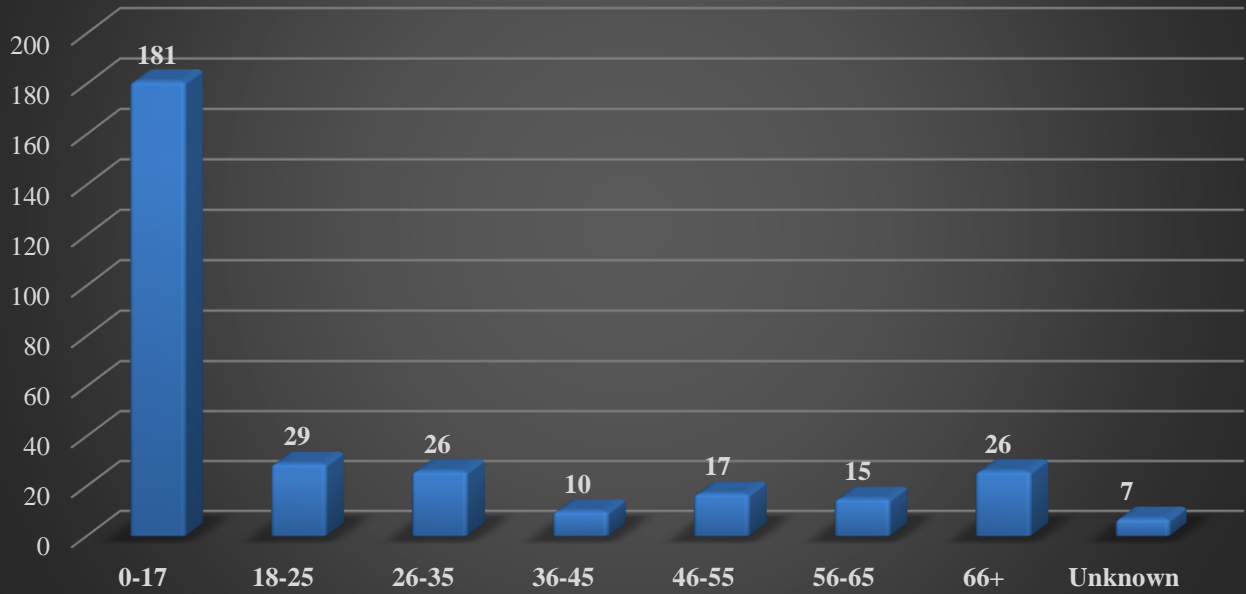
January - December 2023	Type of Drugs	Grand Total
	Cocaine	4,598.13 lbs.
	Hashish	113.12 lbs.
	Marijuana	10,385.57 lbs.
	Hydroponic Marijuana	165.89 lbs.
	Marijuana Plants	266 plants
	Marijuana Cookies	93 packages
	Crushed Marijuana Cookies	9 grams
	Marijuana Sugar	1 container
	Marijuana Candies	22 packages, 7 loose
	Marijuana Cereal Treats	2 packages, 12 loose
	Marijuana Rice Krispies	45 rice Krispies
	Marijuana Gummie-bears	4 packages 10 loose
	Marijuana Gummies	349 packages
	Marijuana Chocolate Bars	5 bars
	Marijuana Mushrooms	4 mushrooms
	Marijuana Paste	3 pastes
	Marijuana Vape Pen	504 vape pens
	Marijuana Oil	4 grams
	Marijuana Nerd Candy	8 loose
	Amphetamine Tablets	926 tablets
	Methamphetamine Tablets	167 tablets
	Ecstasy Tablets	2 tablets
	Methylendioxyamphetamine Tablet	226 tablets
	Total Cases	1,295
	Cases Prosecuted	885
Persons Arrested	1,504	
Persons Charged	1,184	
Persons Not Charged	320	

Missing Persons

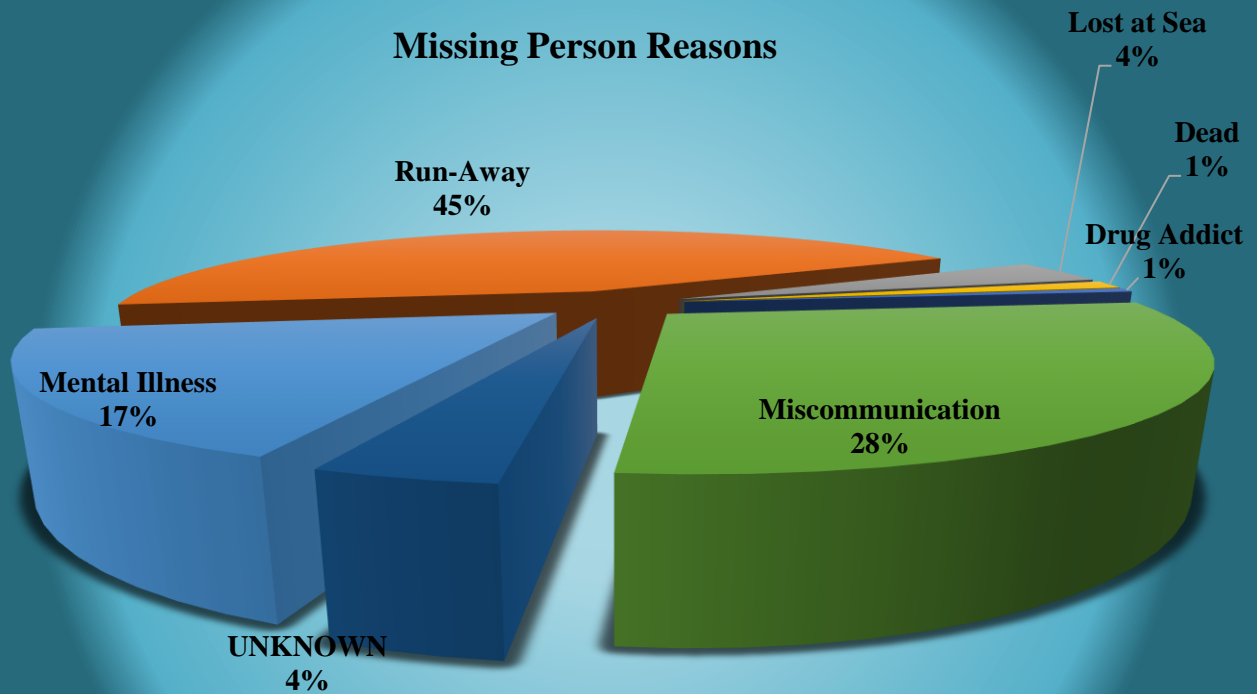
The Royal Bahamas Police Force investigated 311 cases of missing persons throughout the Commonwealth of The Bahamas. A total of 263 cases have been solved and the missing individuals were found safe. Forty-eight cases remain open under investigation.

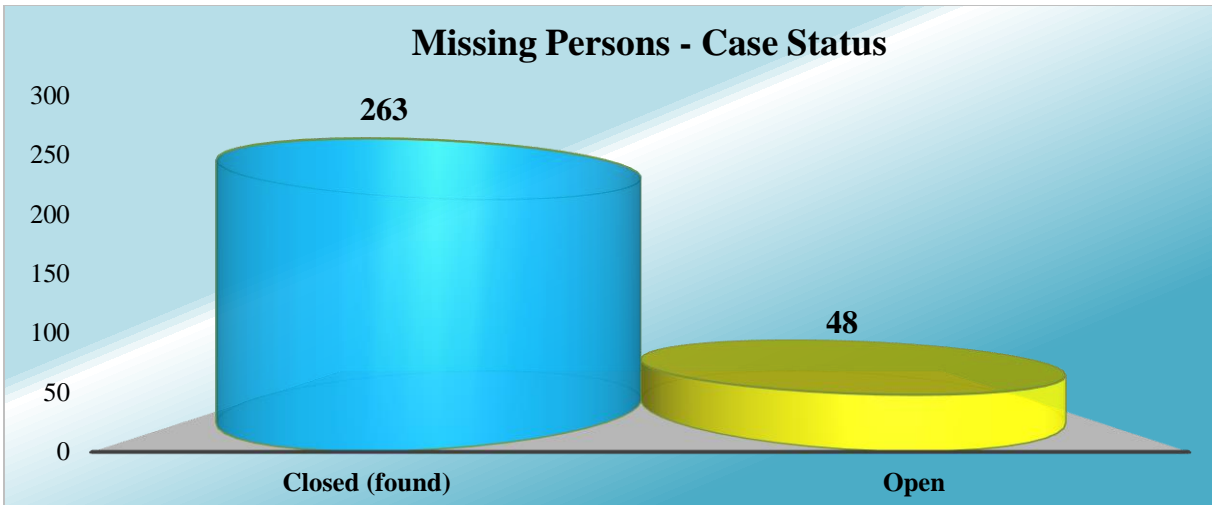


Missing Person Age Demographics



Missing Person Reasons





Other Police Activities All Bahamas 2023

Other Activities	2023	2022	% CHANGE
Police Field Check Patrols	16,406	25,200	-35
Assistance Requested	4,413	5,582	-21
Persons Searched	245	261	-6
Electronic Monitoring Breach	238	193	23
Breach of Bail – Witness Tampering	0	31	N/A
Breach of Bail – Fail to sign in	27	0	N/A
Police Stop and Search	45,655	1,631	2699
Alarm Activation	432	554	-22
Fire Alarms	91	70	30
Road Checks	683	1,110	-38
Search Warrants Executed	668	663	-1
Grand Total	68,858	35,295	95

Other Community Activities	2023	2022	% CHANGE
Police Escorts	2,264	2,605	-13
Police Visits	13,248	13,282	-1
School Visits	2,010	1,947	3
Community Policing Initiatives	1,801	2,691	-33
Grand Total	19,323	20,525	-6

Complaints Against Police Officers 2023

Complaints Against Police Officers							
Case Type	2023	2022	% CHANGE				
Civilians	192	170	13%				
Police	128	58	121%				
Corruption	9	7	29%				
Total	329	235	40%				
Case Status - Civilian Matters							
Under Investigation	K.I.V/ Informally Resolved	Unfounded/ Insufficient Evidence	Conviction/ officer Resigned	Civil Action Advised/ Warning	File Forwarded to CID	Pending Trial	Total
101	10	59	2	5	1	14	192
Case Status – Police Internal Matters							
Under Investigation	Discharge / Acquittal	Withdrawn / No Further Action	Resignation/Retired	Conviction	Unfounded/ Unsubstantiated/ Insufficient Evidence	Before Tribunal	Total
49	8	3	1	22	8	37	128
Case Status – Police Corruption Matters							
Under Investigation	Complaint Withdrawn	Unfounded/ Unsubstantiated/ Insufficient Evidence	Before Tribunal	Total			
1	-	2	1	4			

Fire Calls – All Bahamas 2023 vs 2022

Fire Calls – All Bahamas			
Type of Call	2023	2022	% CHANGE
Building	142	145	-2
Vehicles	217	192	13
Bush	119	103	16
Special Service	50	42	19
False Alarms	310	255	22
Boat	11	13	-15
Bomb Threat	5	1	400
Electrical	81	57	42
Rubbish	223	206	8
Miscellaneous	42	22	91
Total Calls	1200	1,036	16
Total Estimated Damages	\$7,670,103.00	\$5,557,780.00	38

Fire Calls – Breakdown			
Category	2023	2022	% CHANGE
Death by Fire	3	1	200
Fire Injuries	8	14	-43
Investigated Fires	174	151	15
Arson Matters	67	97	-31
Extrication	24	15	60
Family Island Fires	8	11	-27
Family Island Deaths	0	1	N/A
Family Island Injuries	0	0	0
Major Fires	1	0	100
Accidental Fires	11	26	-58
Insured Estimated Damages	\$3,323,253.00	\$2,393,910.00	39
Uninsured Estimated Damages	\$4,346,850.00	\$3,163,870.00	37

**Miscellaneous Incidents
All Bahamas 2023 vs 2022**

Miscellaneous Incidents – All Bahamas			
Category	2023	2022	% CHANGE
Alarm Activation	522	545	-4
Assault	2,241	2107	6
Assault Police Officer	124	147	-16
Attempted Breaking	76	92	-17
Attempted Stealing	84	93	-10
Bomb Threat	17	13	31
Causing Damage	1,647	1705	-3
Causing Harm	1,094	1148	-5
Child Abuse	48	60	-20
Child Neglect	51	45	13
Disturbance	1,373	1501	-9
Gunshot Reports	1,386	1253	11
Lost Passport	1,481	1353	9
Loud Music	84	106	-21
Stealing from Vehicle (Minor)	284	598	-53
Stealing (Minor)	1,191	1540	-23
Sudden Death (Natural Causes)	1,181	1230	-4
Threats of Death	1,096	1180	-7
Threats of Harm	1,065	1030	3
Wounding	64	83	-23
TOTAL	15,109	15,829	-5

**Miscellaneous Incidents – Divisional Breakdown
All Bahamas 2023**

Miscellaneous Incidents – Police Divisions																
Category	A	CB	C	E	FH	NE	NW	PI	SC	SE	S	SW	W	GB	FI	Total
Alarm Activation	1	4	17	10	6	20	5	6	3	7	9	8	11	362	53	522
Assault	4	38	179	137	100	224	94	35	226	187	171	315	51	260	220	2,241
Assault Police Officer	1	1	13	5	6	8	14	2	10	11	2	8	0	33	10	124
Attempted Breaking	0	2	3	5	2	10	6	0	1	7	5	3	8	11	13	76
Attempted Stealing	0	2	5	13	7	8	4	1	4	12	0	15	0	10	3	84
Bomb Threat	0	1	1	0	0	0	1	0	2	0	1	0	0	8	3	17
Causing Damage	7	40	72	99	42	126	56	12	180	197	106	195	48	318	149	1,647
Causing Harm	0	18	36	27	28	77	36	11	108	97	82	88	8	290	188	1,094
Child Abuse	0	1	1	3	1	4	1	0	4	7	1	6	1	11	7	48
Child Neglect	0	1	3	3	0	6	3	0	7	5	3	5	1	9	5	51
Disturbance	12	29	41	47	27	50	28	20	33	66	75	55	22	666	202	1,373
Gunshots Report	0	9	87	45	48	163	98	0	115	269	248	226	14	53	11	1,386
Lost Passport	10	36	55	135	68	85	39	14	105	151	64	179	52	348	140	1,481
Loud Music	0	5	1	3	0	3	3	0	2	3	0	11	2	44	7	84
Stealing from Vehicle (Minor)	1	9	20	26	10	36	14	0	21	51	16	20	9	39	12	284
Stealing (Minor)	16	43	91	77	38	119	43	20	88	191	49	131	26	176	83	1,191
Sudden Death (Natural Causes)	2	29	54	86	50	119	28	4	72	132	61	145	35	228	136	1,181
Threats of Death	5	26	67	69	57	93	56	24	93	127	89	130	20	128	112	1,096
Threats of Harm	5	32	80	53	32	88	48	35	102	88	93	72	34	154	149	1,065
Wounding	0	1	8	3	5	5	3	0	7	4	14	12	2	0	0	64
Total	64	327	834	846	527	1244	580	184	1183	1612	1089	1624	344	3148	1503	15,109

**Domestic Related Cases
All Bahamas
2023 vs 2022**

Domestic Related Cases	2023	2022	% CHANGE
Murder	3	6	-50
Attempted Murder	1	6	-83
Assault	500	553	-10
Assault with a deadly weapon	46	46	0
Assistance Requested	386	507	-24
Causing Damage	170	186	-9
Causing Harm	259	328	-21
Disturbance	170	129	32
Domestic Reports (General)	567	498	14
Fighting	24	8	200
Grievous Harm	11	11	0
Harassment	51	82	-38
Shooting	3	0	N/A
Stabbing	9	11	-18
Threat of Arson	6	4	50
Threat of Harm	131	123	7
Threat of Death	184	197	-7
Trespassing	19	15	27
Wounding	1	1	0
TOTAL	2541	2711	-6

**Domestic Related Cases
Divisional Breakdown – 2023**

Domestic Related Cases	A	CB	C	E	FH	NE	NW	PI	SC	SE	S	SW	W	GB	FI	Total
Murder	0	0	0	0	0	0	0	0	0	1	2	0	0	0	0	3
Attempted Murder	0	0	0	0	0	0	0	0	0	1	0	0	0	0	0	1
Assault	1	5	17	50	34	52	26	6	46	54	23	87	9	51	39	500
Assault with a deadly weapon	0	1	1	2	2	6	2	0	6	6	4	5	0	5	6	46
Assistance Requested	0	0	4	16	17	7	15	3	35	37	8	31	4	144	65	386
Causing Damage	0	3	2	14	13	7	5	0	11	28	8	26	1	38	14	170
Causing Harm	0	5	3	7	4	16	11	2	29	39	14	22	3	62	42	259
Disturbance	0	3	4	7	4	3	3	2	5	8	4	6	0	93	28	170
Domestic Reports	0	26	10	48	23	19	13	12	7	39	7	60	12	161	130	567
Fighting	0	4	0	0	0	0	0	0	0	9	0	0	0	5	6	24
Grievous Harm	0	0	0	1	0	0	0	0	2	0	0	4	0	2	2	11
Harassment	0	1	3	1	2	3	3	2	7	6	3	5	1	7	7	51
Shooting	0	0	0	0	0	0	0	0	2	1	0	0	0	0	0	3
Stabbing	0	0	1	1	0	1	0	0	0	2	0	1	0	0	3	9
Threat of Arson	0	0	0	0	0	1	0	0	0	1	1	1	0	1	1	6
Threat of Harm	0	2	3	10	2	3	6	1	19	19	8	21	5	16	16	131
Threat of Death	0	1	4	13	15	15	8	2	16	33	11	33	2	14	17	184
Trespassing	0	0	1	2	0	0	0	0	2	1	0	1	1	2	9	19
Wounding	0	0	0	0	0	0	0	0	0	0	1	0	0	0	0	1
Total	1	51	53	172	116	133	92	30	187	285	94	303	38	601	385	2,541

**Police Involved Shootings
All Bahamas 2023**

Encounters with Armed Suspects by Division 2023 VS 2022																
Year	A	CB	C	E	FH	NE	NW	PI	SC	SE	S	SW	W	GB	FI	Total
2022	0	0	1	2	0	2	2	0	3	4	0	2	0	0	0	16
2023	0	0	0	0	1	1	1	0	3	2	0	2	0	2	0	12

Encounters with Armed Suspects			
Incidents	2023	2022	% CHANGE
Police Involved Shootings	12	16	-25

Status of Armed Victim/Suspect 2023			
Status	2023	2022	% CHANGE
Deceased	5	10	-50
Injured	7	6	-17

Suicide Incidents 2023

Category	2023	2022	% CHANGE
Suicide	6	8	-25
Attempted Suicide	80	43	86

Category	New Providence	Grand Bahama	Family Islands	Total
Suicide	4	0	2	6
Attempted Suicide	57	18	5	80

Suicide by Gender						
Age Range	Males		Females		Total	
	2023	2022	2023	2022	2023	2022
0-17	0	1	0	0	0	1
18-30	2	1	1	1	3	2
31-45	1	0	0	0	1	0
46-60	2	1	0	1	2	2
61 & Older	0	1	0	0	0	1
Unknown	0	2	0	0	0	2
Total	5	6	1	2	6	8

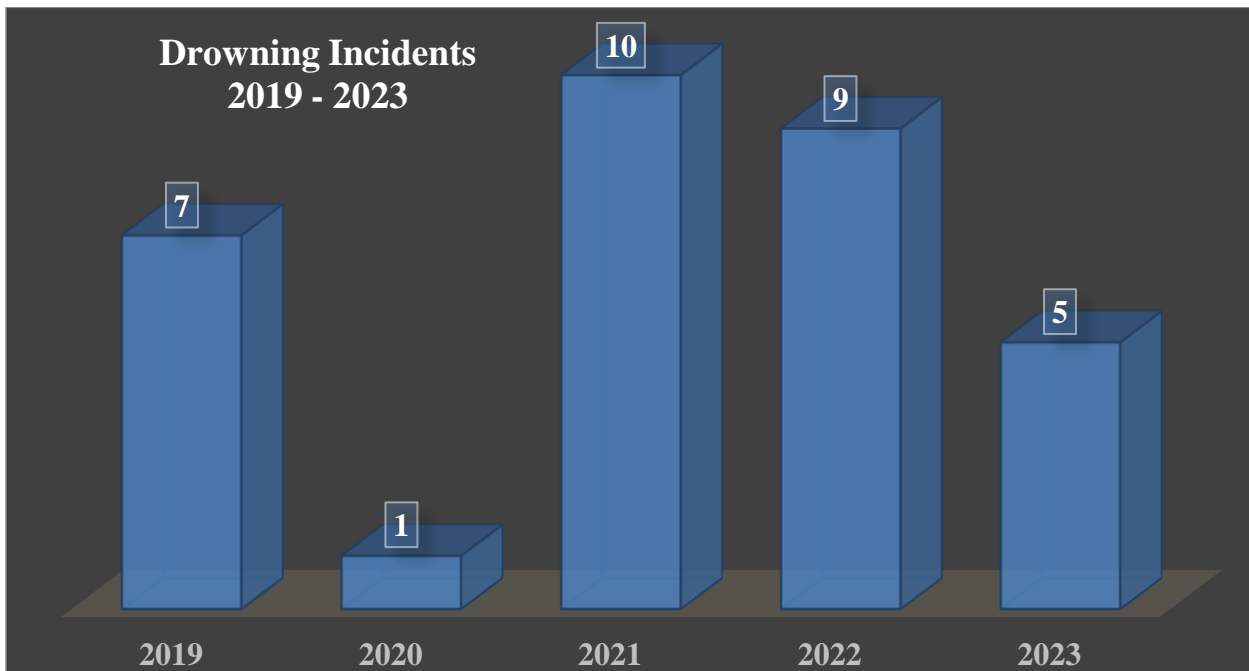
Attempted Suicide by Gender						
Age Range	Males		Females		Total	
	2023	2022	2023	2022	2023	2022
0-17	3	2	12	8	15	10
18-30	12	8	15	4	27	12
31-45	10	5	13	1	23	6
46-60	7	2	4	2	11	4
61 & Older	2	4	1	0	3	4
Unknown	1	5	0	2	1	7
Total	35	26	45	17	80	43

Drowning Incidents 2023 vs 2022

Category	2023	2022	% Change
Drowning	5	9	-44

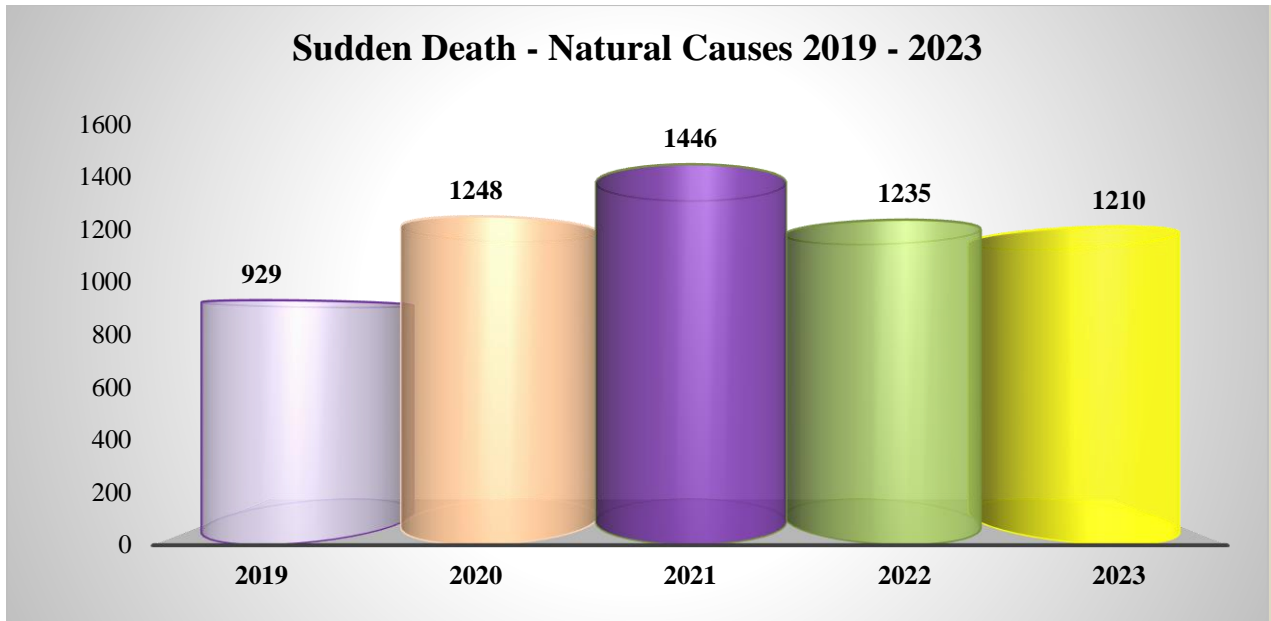
Category	2023	2022	2021	2020	2019
Drowning	5	9	10	1	7

Drownings by Gender						
Age Range	Males		Females		Total	
	2023	2022	2023	2022	2023	2022
0-17	0	3	0	0	0	3
18-30	0	2	0	0	0	2
31-45	0	1	0	0	0	1
46-60	4	0	0	0	4	0
61 & Older	1	1	0	2	1	3
Unknown*	0	0	0	0	0	0
Total	5	7	0	2	5	9



**Sudden Death – Natural Causes
2023 vs 2022**

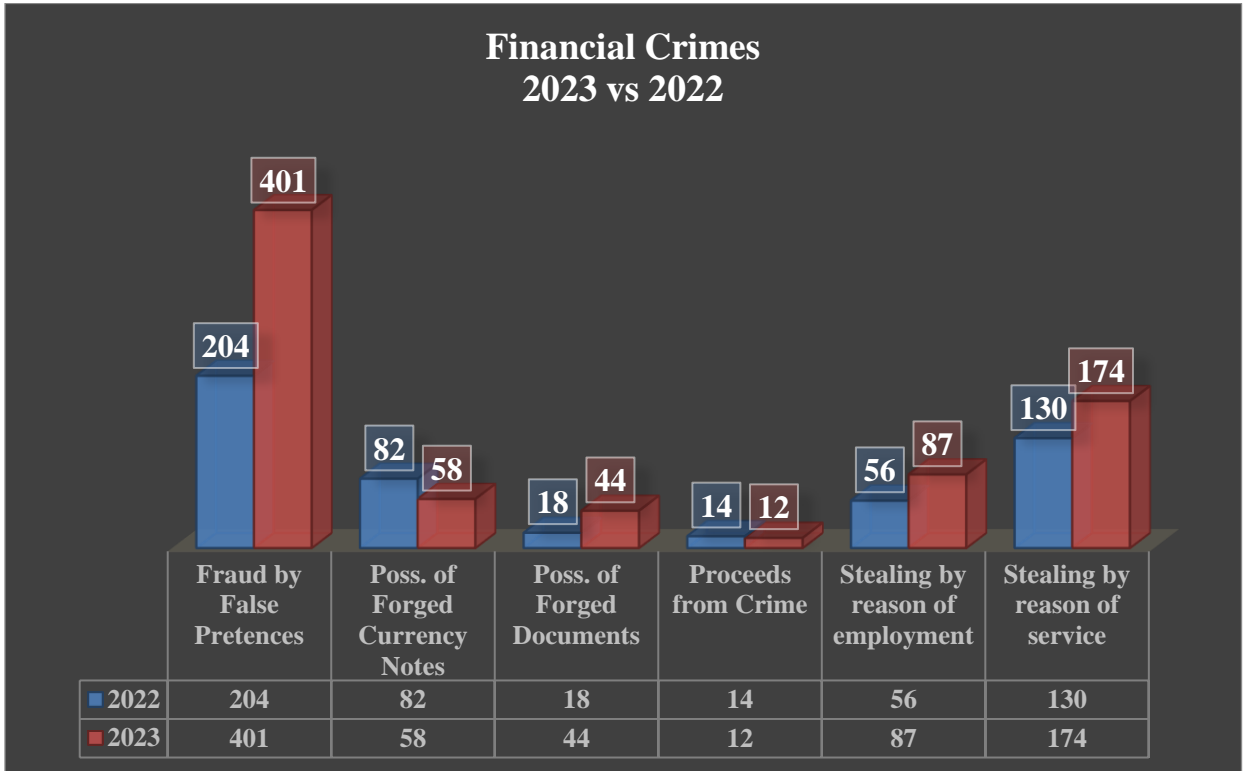
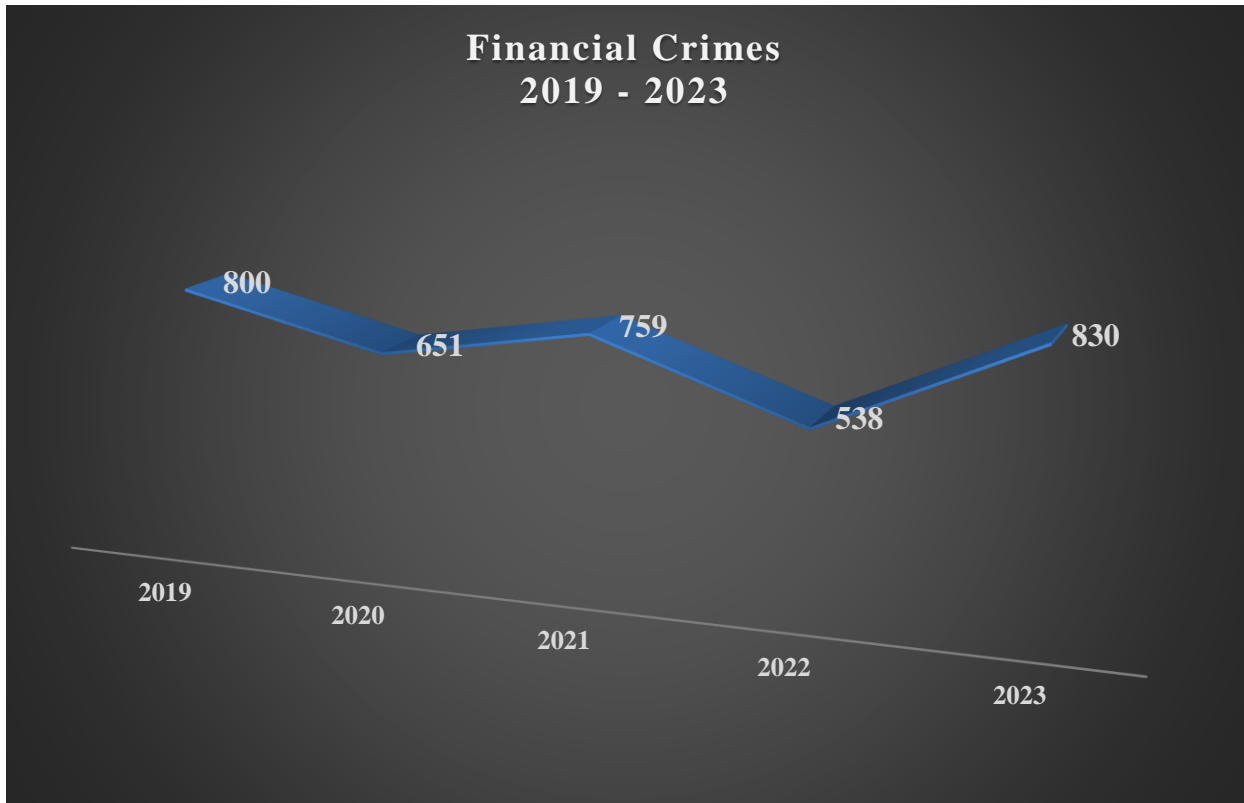
Incident	2023	2022	% CHANGE
Sudden Death (Natural Causes)	1,210	1,235	-2



**Financial Crimes
2023 vs 2022**

Incident	2023	2022	% Change
Bribery	0	0	0
Extortion	11	10	10
Falsification of Accounts	0	3	N/A
Forgery	30	15	100
Fraud by False Pretences	401	204	97
Possession of Forged Currency Notes	58	82	-29
Possession of Forged Documents	44	18	144
Proceeds from Crime	12	14	-14
Stealing by reason of employment	87	56	55
Stealing by reason of service	174	130	34
Uttering Forged Currency Notes	13	4	225
Uttering Forged Documents	0	2	N/A
Sub-Total	830	538	54

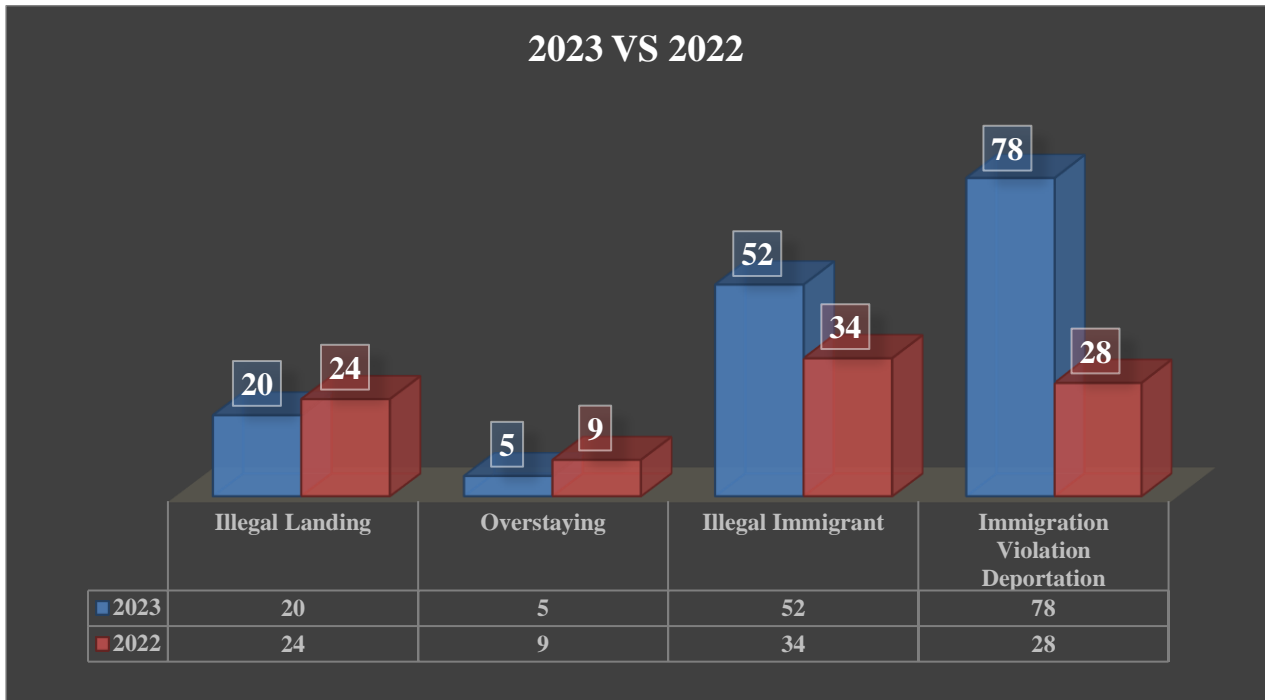
Incident	2023	2022	2021	2020	2019
Bribery	0	0	2	1	3
Extortion	11	10	8	12	12
Falsification of Accounts	0	3	3	1	1
Forgery	30	15	25	5	10
Fraud by False Pretences	401	204	313	245	281
Possession of Forged Currency Notes	58	82	64	59	92
Possession of Forged Documents	44	18	97	46	32
Proceeds from Crime	12	14	8	12	22
Stealing by reason of employment	87	56	80	60	108
Stealing by reason of service	174	130	148	208	225
Uttering Forged Currency Notes	13	4	9	2	10
Uttering Forged Documents	0	2	2	0	4
Sub-Total	830	538	759	651	800



Immigration Violations 2023 vs 2022

Category	2023	2022	% Change
Illegal Landing	20	24	-17
Overstaying	5	9	-44
Illegal Immigrant	52	34	53
Immigration Violation - Deportation	78	28	179
Total	155	95	63

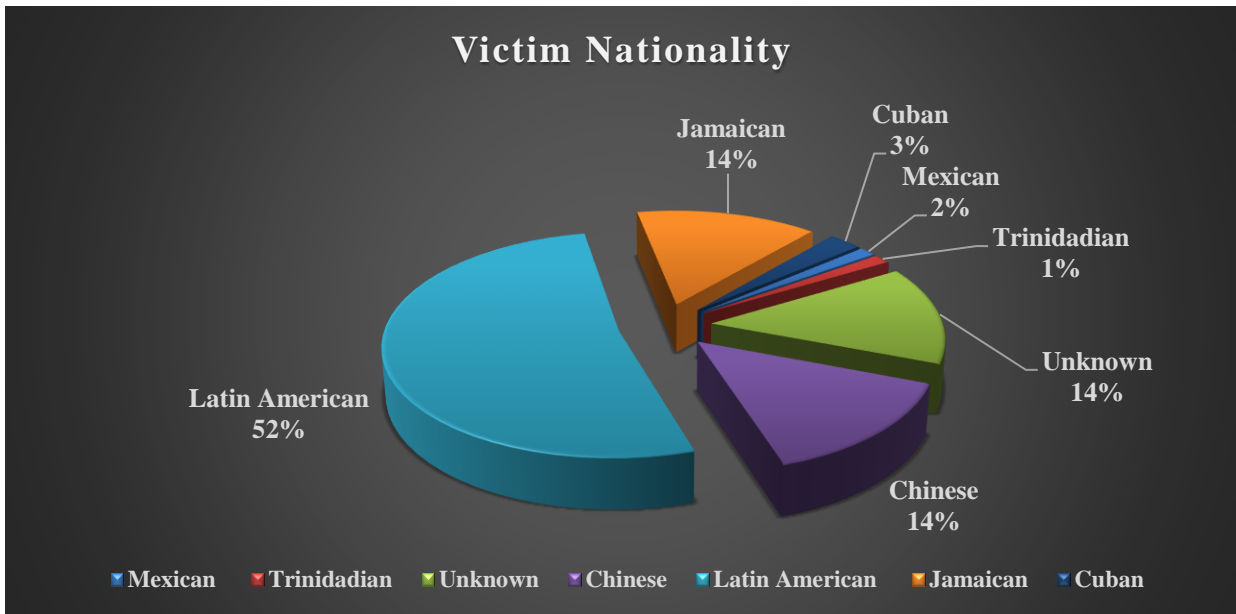
Incident	2023	2022	2020	2019	2018
Illegal Landing	20	24	10	17	3
Overstaying	5	9	3	11	2
Illegal Immigrant	52	34	34	38	31
Immigration Violation - Deportation	78	28	25	40	47
Total	155	95	72	106	83



Trafficking in Persons 2023 vs 2022

Category	2023	2022	% Change
Trafficking in Persons	14	3	367

Incident	2023	2022	2021	2020	2019
Trafficking in Persons	14	3	16	19	14



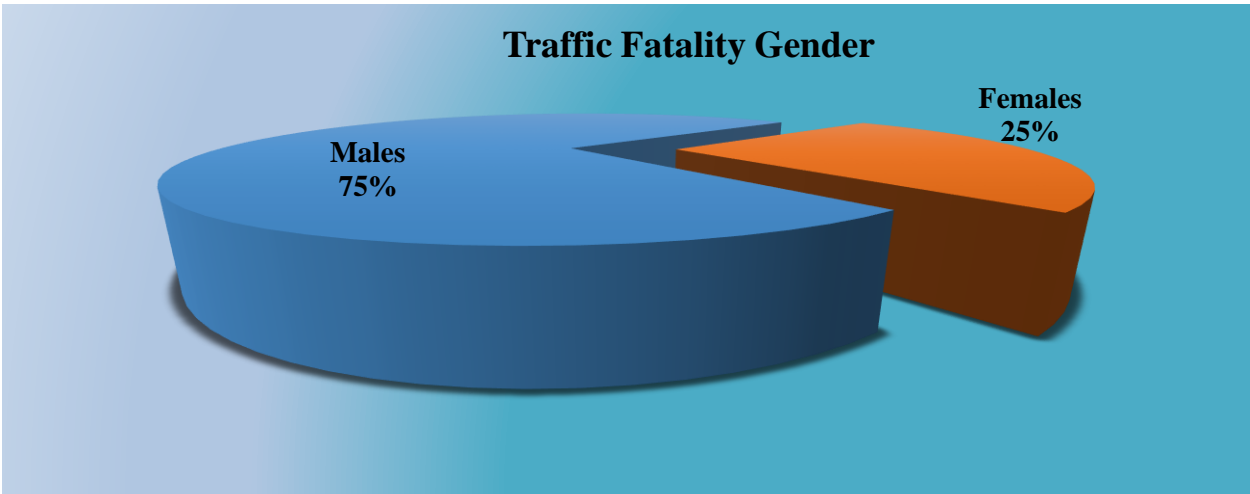
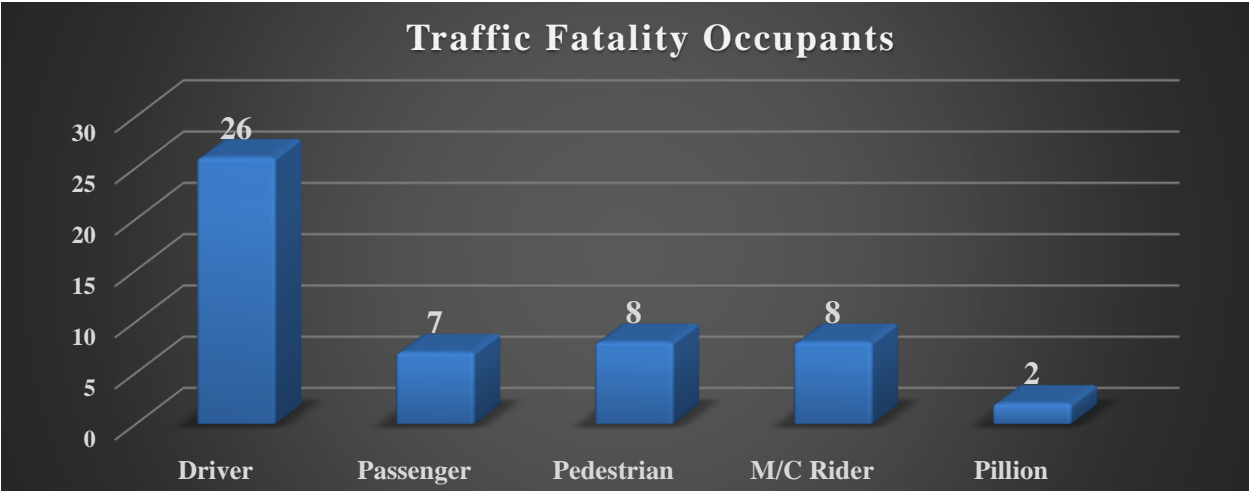
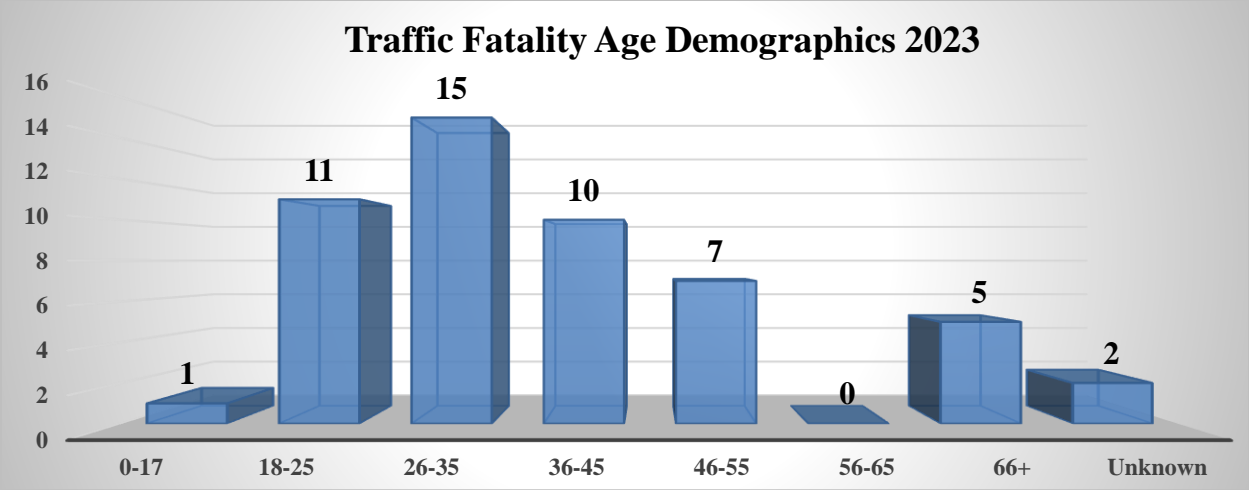
Traffic Incidents - All Bahamas 2023

Fixed Penalty Notices – All Bahamas			
Category	2023	2022	% CHANGE
Fixed Penalty Notices	25,720	23,815	8

Road Accident Reports			
Category	2023	2022	% CHANGE
Fatal Accidents	51	59	-14
Damage only	7,371	6,947	6
Hit & Run	1,354	1,377	-2
Minor Injuries	2,135	2,077	3
Serious Injuries	112	126	-11
Total	11,023	10,586	4

Victims of Fatal Accidents			
Category	2023	2022	% CHANGE
Fatal Crash Victims	51	59	-14

Road Accident Reports by District				
Accident Type	New Providence	Grand Bahama	Family Islands	Total
Fatality	24	17	10	51
Damage only	6319	818	234	7371
Hit & Run	1251	86	17	1354
Minor Injuries	1706	311	118	2135
Serious Injuries	40	34	38	112



N.B. These are preliminary figures and are subject to change. Research and Policy Branch, RBPB

Training 2023
Internal, External & International

Course/Seminar	Number of Officers Trained
Fire Appliance/Driving Course	10
SIB VIP Protection Course	50
AS400 Supervisory Training	1
As400- Basic Refresher (CDU)	28
Statement Taking & Report Writing Elizabeth Estates	9
Role & Responsibility of Security Officers –Commonwealth Bank/Wemco	15
As400- Basic Training	7
VIP Protection Course (Multi Agency)	45
Traffic Cyclist Course	25
Defensive Driving (Trucks) Saturation Patrol July 2023	50
BahWEN Environmental Planning and Protection	38
Defensive Driving (Trucks) Bah-Wen	12
Tactical Course (SWAT) Prison Officers	10
School Resource Officers Course	27
Defensive Driving (Trucks) August 2023	20
Defensive Driving September 2023	14
Firearms Instructors Course	10
Firearms Armour's Course	21
CBSI Content Creator Course	16
CBSI Site Administrators Course	3
Fraud Investigation and Money Laundering	10
Firearms Instructors Course	10
Defensive Driving (Trucks) October 2023	2
Defensive Driving (Trucks) November 2023	16
AS400	2
Firearms	30
Total	483
In-house Training	
A, B & C Squads 2023	104
D Squad 2023	34
A, B & C Squad Reserves 2023	116
Total	735