

MEET THE PRESS

FEBRUARY 3, 2025



Ms. Shanta Emily Knowles, OM
Commissioner of Police
Commonwealth of The Bahamas



Table of Contents

Nationwide Crime Analysis 2024 vs 2023	4
Nationwide Crime Statistics 2024 vs 2023	6
Murder.....	7
Sexual Offences	10
Armed Robbery.....	12
Housebreakings.....	16
Stolen Vehicles	17
New Providence District Reported Crime Statistics 2024 vs 2023	19
New Providence District Divisional Breakdown.....	20
Grand Bahama & Northern Bahamas District Reported Crime Statistics 2024 vs 2023.....	21
Grand Bahama & Northern Bahamas District Divisional Breakdown	22
Family Islands District Reported Crime Statistics 2024 vs 2023	23
Family Islands Divisional Breakdown Divisional Breakdown.....	24
Cybercrime.....	25
Crime Scene Investigations.....	25
Illegal Firearm Discovery and Seizure Demographics 2024	26
Dangerous Drugs Discovery, Seizures and Arrests 2024	27
Missing Persons	28
Other Police Activities.....	30
Complaints Against Police Officers.....	31
Fire Calls	32
Miscellaneous Incidents.....	33
Miscellaneous Incidents Divisional Breakdown.....	34
Domestic Related Cases.....	35
Domestic Related Cases Divisional Breakdown.....	36
Police Involved Shootings	37
Suicide Incidents.....	38
Drowning Incidents.....	39
Sudden Death – Natural Causes.....	40
Financial Crimes	41
Immigration Violations	43
Trafficking in Persons.....	44

Traffic Incidents.....	45
Training	47

Nationwide Crime Analysis

2024 vs 2023

Preliminary figures for 2024 indicate that major crimes decreased by 10% with 2,825 cases, compared to 3,153 in 2023. There were regional decreases across the board at rates of 10% in New Providence, 10% in Grand Bahama and the Northern Bahamas, and 15% in the Family Islands District.

Crimes against the property decreased by 10% with 2,129 incidents, compared to 2,356 in 2023. There were regional decreases in crimes against the property across the board for 2024 at rates of 7% in New Providence, 16% in Grand Bahama and 19% in the Family Islands District. Crimes against the person decreased by 13%, with 696 incidents, compared to 797 in 2023. There were regional increases at rates of 19% in Grand Bahama and 14% in the Family Islands District. Crimes against the person in the New Providence District decreased by 16%.

Homicides increased by 9% with 120 incidents, compared to 110 in 2023. There were 105 murders in New Providence, 12 in Grand Bahama and 3 in the Family Islands District, with an overall solvency rate of 62%. Victims between the ages of 18 and 45 represent 78% of all homicides. Retaliation, gang and conflict were the most common motives for murder, representing 72% collectively. Based on preliminary figures, homicides were more likely to occur on a Saturday and Monday than any other day of the week. Homicides were more prevalent in the **South Central, Southeastern and Southwestern Divisions**, accounting for 52% of the overall total. Firearms were used in the commission of 102 homicides and fatal gunshot wounds remain the leading cause of death in these matters.

Armed Robberies decreased by 28% with 265 incidents, compared to 368 in 2023. Armed robberies were more prevalent in the **Southwestern, South Central, and Southeastern Divisions**, accounting for 52% of the overall total. Based on preliminary figures, armed robberies were more likely to occur on a Friday and Saturday than any other day of the week and these incidents peak between the hours of 4pm and 11pm. Most armed robberies occurred at the street level, residences and at businesses respectively. Firearms continue to be the weapon of choice for the commission of armed robberies. Notably, there were 104 vehicles taken in the commission of armed robbery incidents for 2024. Fifty-two percent of vehicles taken during armed robberies were recovered. Males represent the highest percentage of victims of armed robbery at 65%, compared to female victims at 35%.

Robberies decreased by 16% with 59 incidents, compared to 70 in 2023. Robberies were more prevalent in the **Central, Southeastern and South Central Divisions**, accounting for 47% of the overall total. Based on preliminary figures, robberies were more likely to occur on a Saturday and Sunday than any other day of the week and these incidents peak between the hours of 9am and 4pm. Notably, there were 6 vehicles taken in the commission of robbery incidents for 2024. Seventeen percent of vehicles taken during robberies were recovered. Males represent the highest percentage of victims at 64%, compared to female victims at 36%.

Stolen vehicles increased by 53% with 392 incidents, compared to 257 in 2023. **Nissans** were the most targeted vehicles of choice, representing 36% of all vehicles stolen. The Nissan Note and

March were the predominant models stolen, while residences were the most targeted locations. Stolen vehicles were mostly reported in the **Southwestern** and **Southeastern Divisions**, accounting for 38% collectively, of the overall total. Fifty percent of all stolen vehicles in 2024 were recovered.

Stealing from vehicles decreased by 26% with 187 incidents, compared to 253 in 2023. The most frequent items stolen included cash, cellular phones, and personal effects. Nissan Notes were mostly targeted, with Honda Accords trending close behind. Based on preliminary figures, stealing from vehicles were more likely to occur on a Sunday than any other day of the week. Stealing from vehicle cases were mostly reported in the **Southeastern Division**, accounting for 21% of recorded cases.

Housebreakings decreased by 11% with 331 incidents, compared to 372 in 2023. The **New Providence District** accounted for 226 or 68% of all housebreakings, most of which occurred in the **Southwestern Division**, accounting for 13% of all cases. **Grand Bahama**, including **Abaco and Bimini**, accounted for 42 or 13% of housebreakings, most of which occurred in **Abaco** and the **Southwestern Divisions**, accounting for 30 incidents. The **Family Islands District** accounted for 63 or 19%, most of which occurred in **Andros** and **Eleuthera** with 41 incidents collectively.

Shopbreakings decreased by 16% with 315 incidents, compared to 375 in 2023. The **New Providence District** accounted for 217 or 69% of all shopbreakings, most of which occurred in the **Northeastern Division**, accounting for 22% of all cases. **Grand Bahama**, including **Abaco and Bimini**, accounted for 44 or 14% of shopbreakings, most of which occurred in the **Central and Southwestern Divisions**, accounting for 23 incidents. The **Family Islands District** accounted for 54 or 17%, most of which occurred in **Eleuthera** and **Andros** with a collective 40 incidents. Based on preliminary figures, shopbreakings were more likely to occur on a Thursday and Friday than any other day of the week.

For the period in review, a total of 421 **firearms** and 29,012 rounds of ammunition were discovered and/or seized throughout the Commonwealth of The Bahamas. As a result, 495 persons were arrested, of which 343 persons were charged with possession of illegal firearms. Additionally, **ShotSpotter** detected a total of 1,368 gunshot incidents, consisting of 741 multiple shots, 510 single shots and 117 probable shot incidents, totaling 4,458 rounds discharged.

Notably, the officers of the Royal Bahamas Police Force conducted 19,211 field check patrols, 81,015 stop and search profiles, 3,692 road checks and 1,089 search warrants throughout the Commonwealth of The Bahamas. As a result of these efforts, 16,134 persons were arrested for various major and minor offences. Of this number, 11,035 persons were charged and placed before the Court, representing a 68% charge rate. This figure represents a 4% decrease over 2023 when 11,516 persons were charged. There were 5,402 court returns from the Magistrates Court including 3,845 convictions, 22 cases were discharged due to the defendant's death, 108 cases were acquitted at the end of trial, 857 cases were discharged by the court and 592 cases were withdrawn by the virtual complainant.

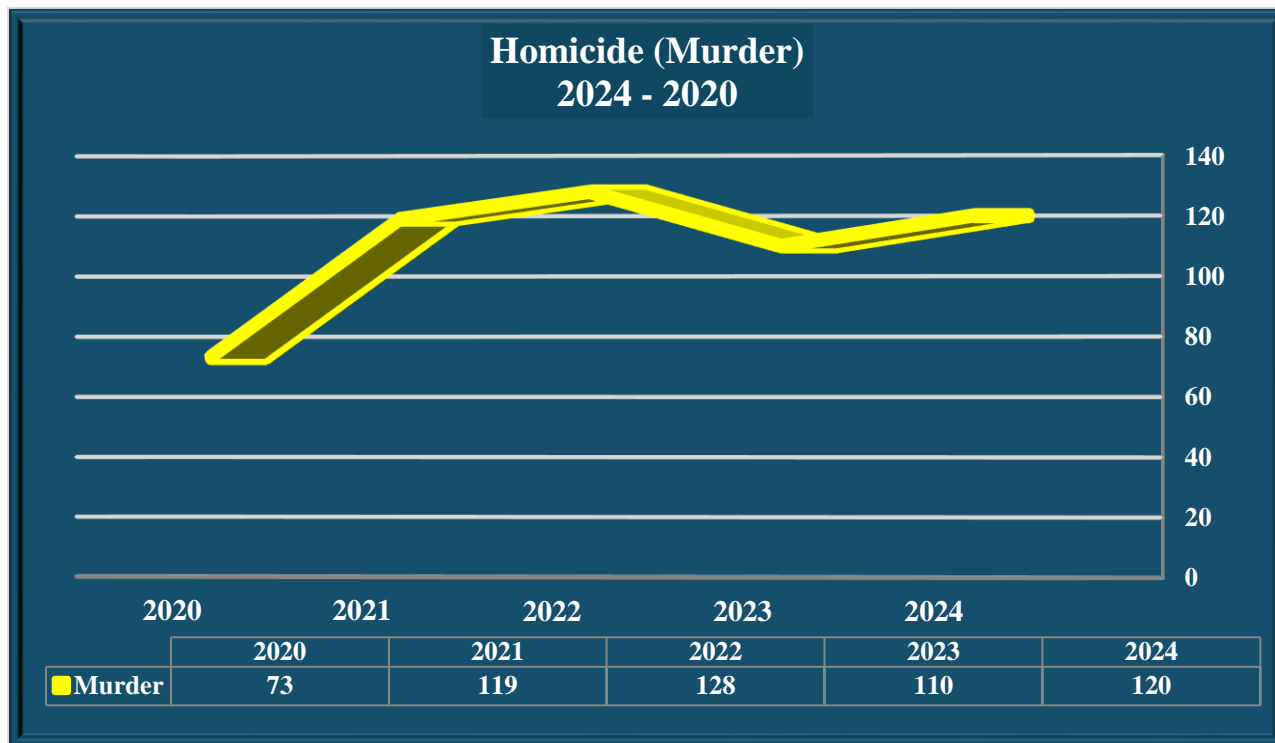
**Nationwide Crime Statistics
All Bahamas
2024 vs. 2023**

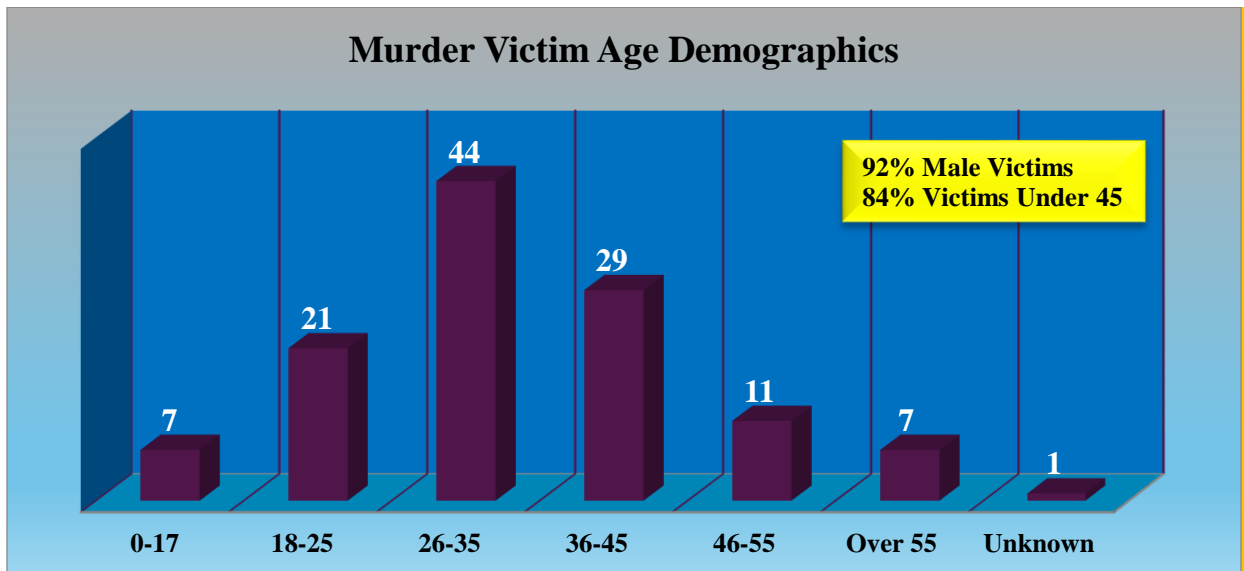
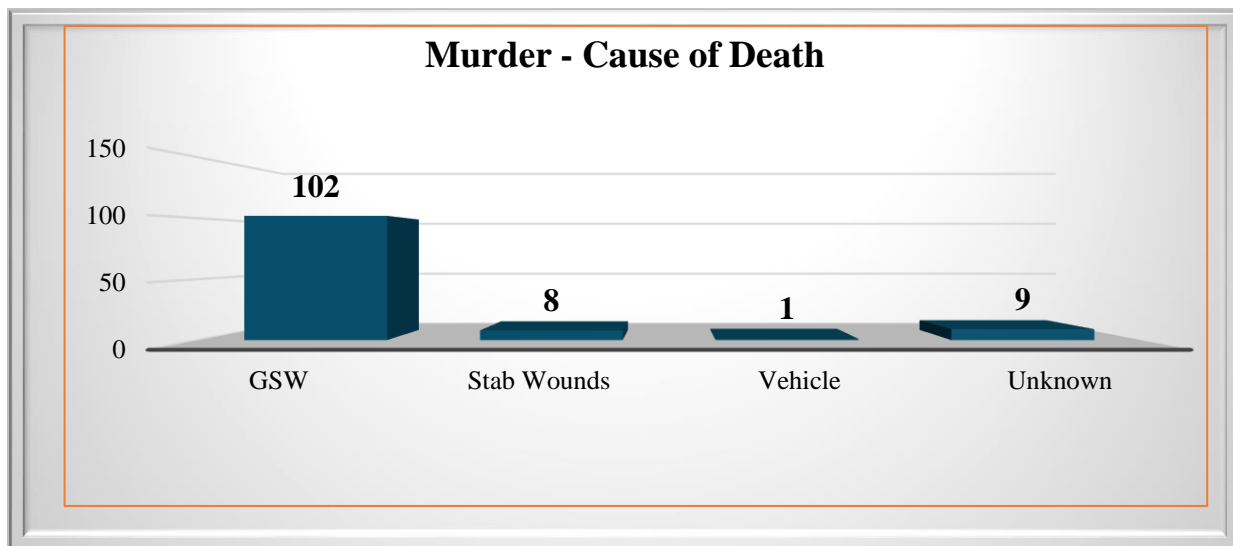
Crimes Against Person	2024	2023	% CHANGE
Murder	120	110	9
Attempted Murder	31	35	-11
Manslaughter	1	3	-67
Rape	61	61	0
Attempted Rape	9	9	0
Unlawful Sexual Intercourse	141	134	5
Armed Robbery	265	368	-28
Robbery	59	70	-16
Attempted Robbery	9	7	29
Sub-Total	696	797	-13
Crimes Against Property	2024	2023	% CHANGE
Burglary	47	61	-23
Housebreaking	331	372	-11
Shopbreaking	315	375	-16
Stealing	857	1038	-17
Stealing from Vehicle	187	253	-26
Stolen Vehicle	392	257	53
Sub-Total	2129	2356	-10
Total	2825	3153	-10

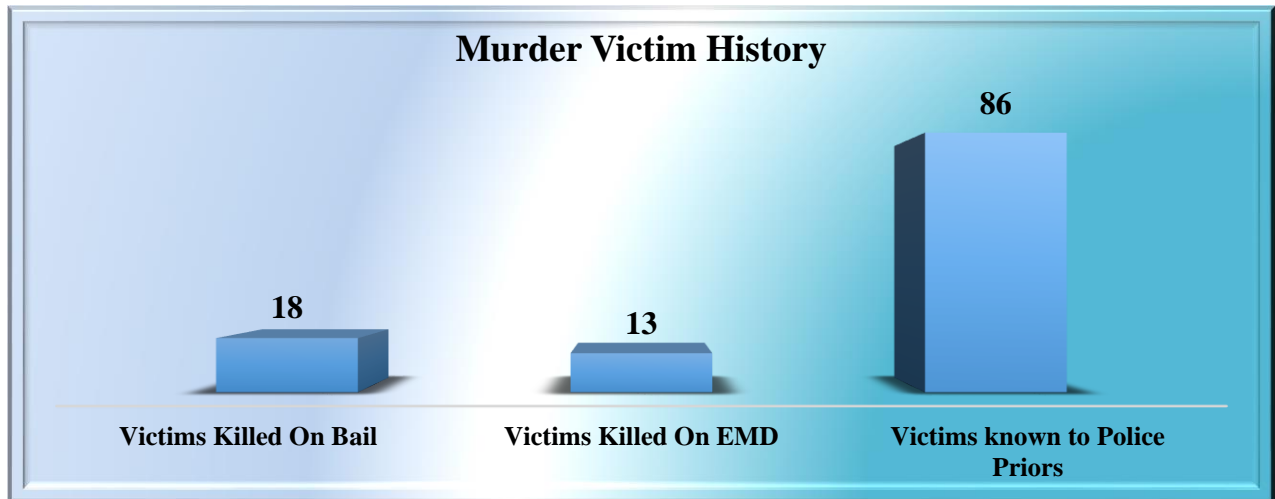
N.B. These are preliminary figures and are subject to change. Research and Policy Branch, RBPF

Murder

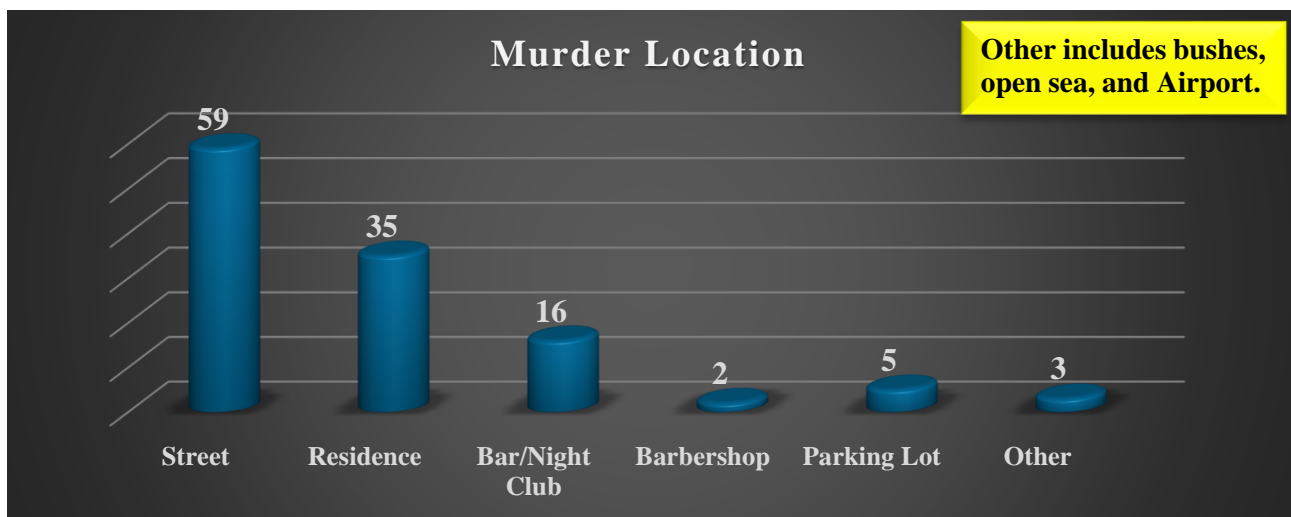
In 2024, murders increased by 9% with 120 cases compared to 110 in 2023.





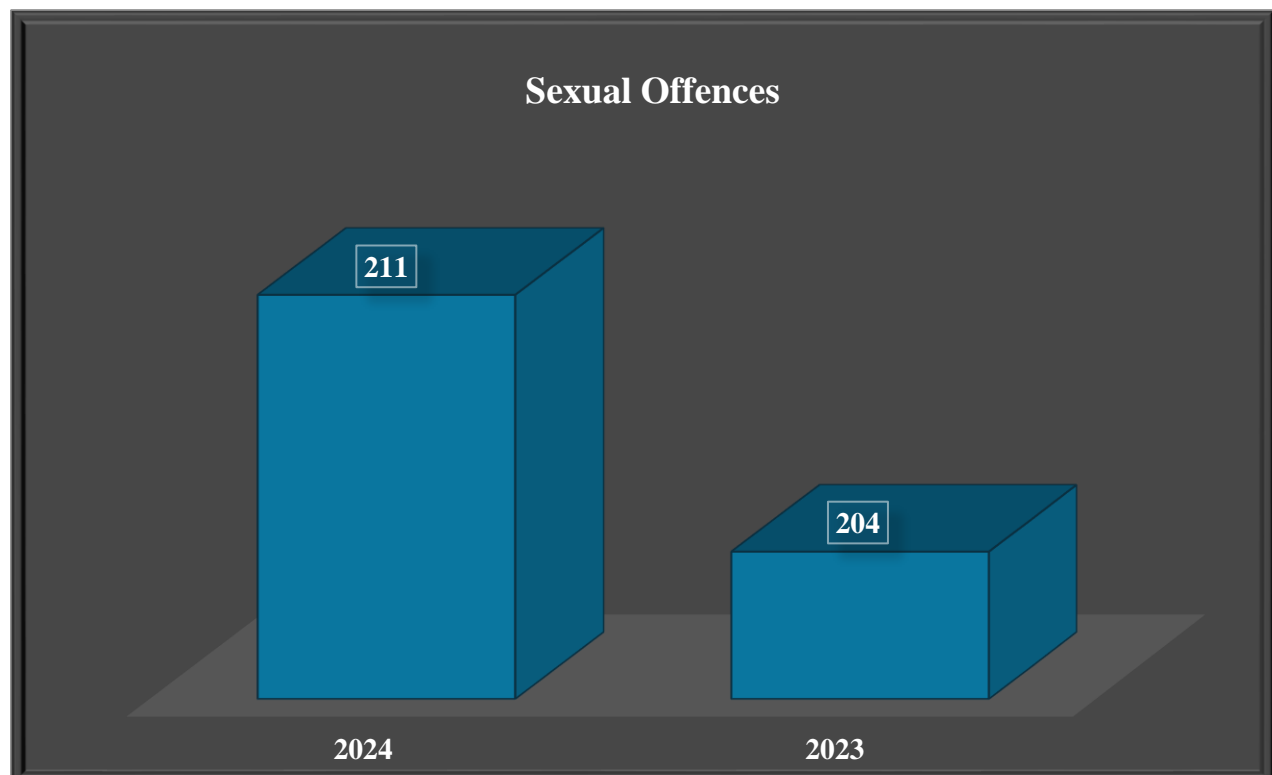
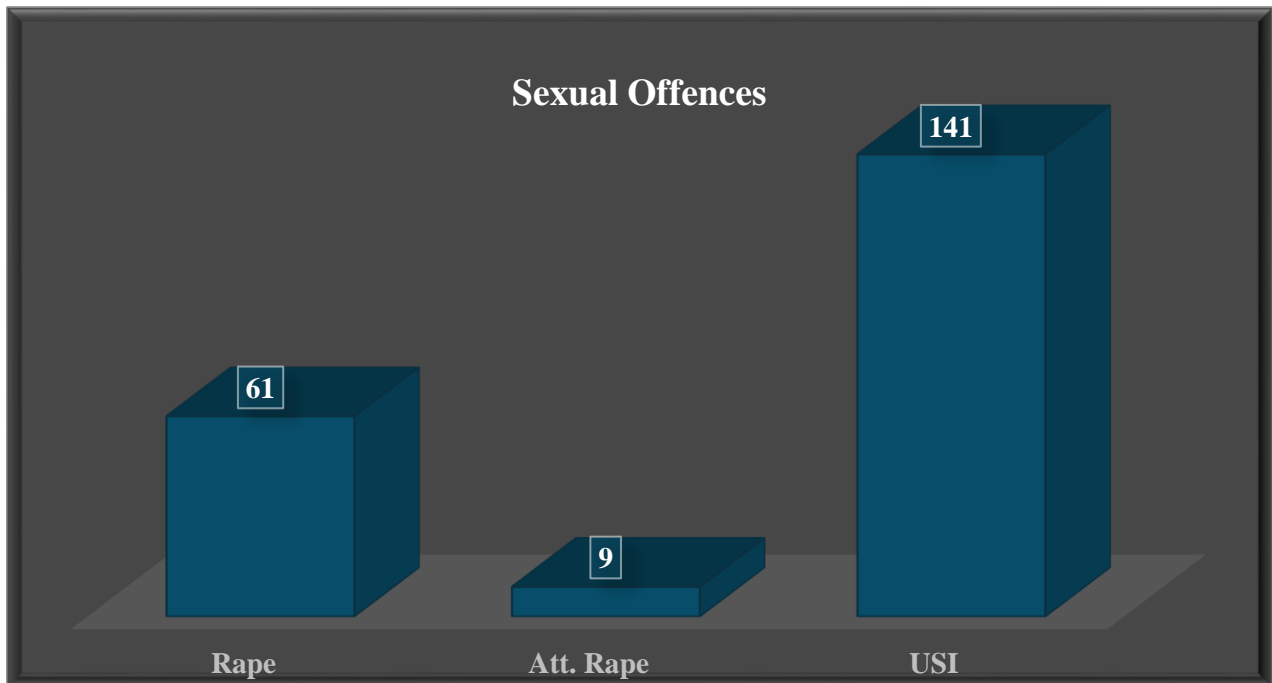


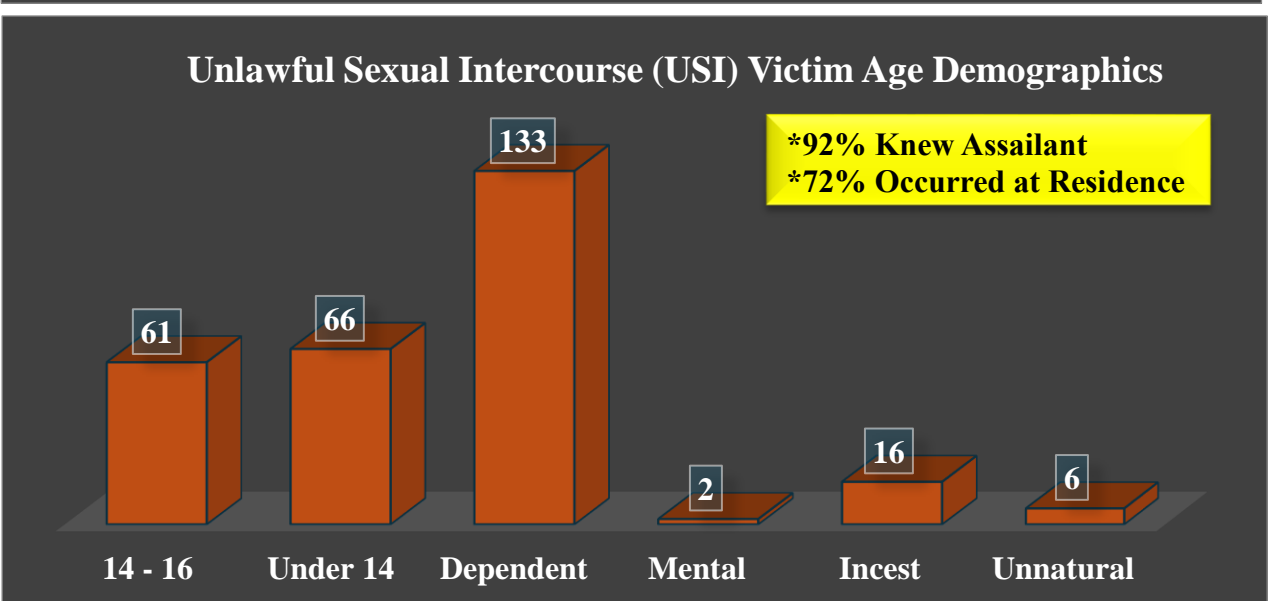
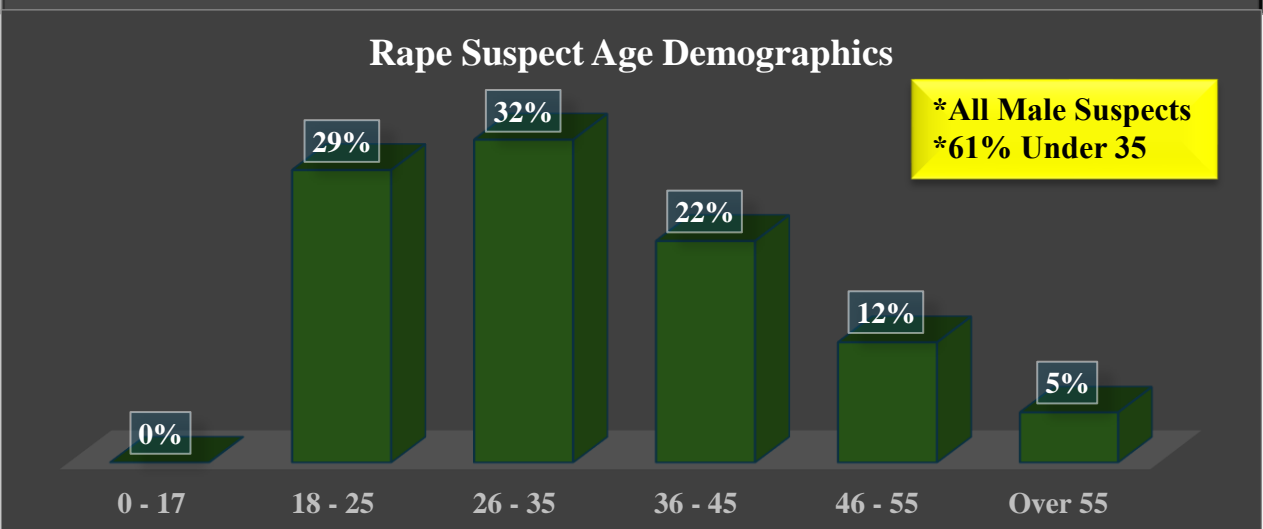
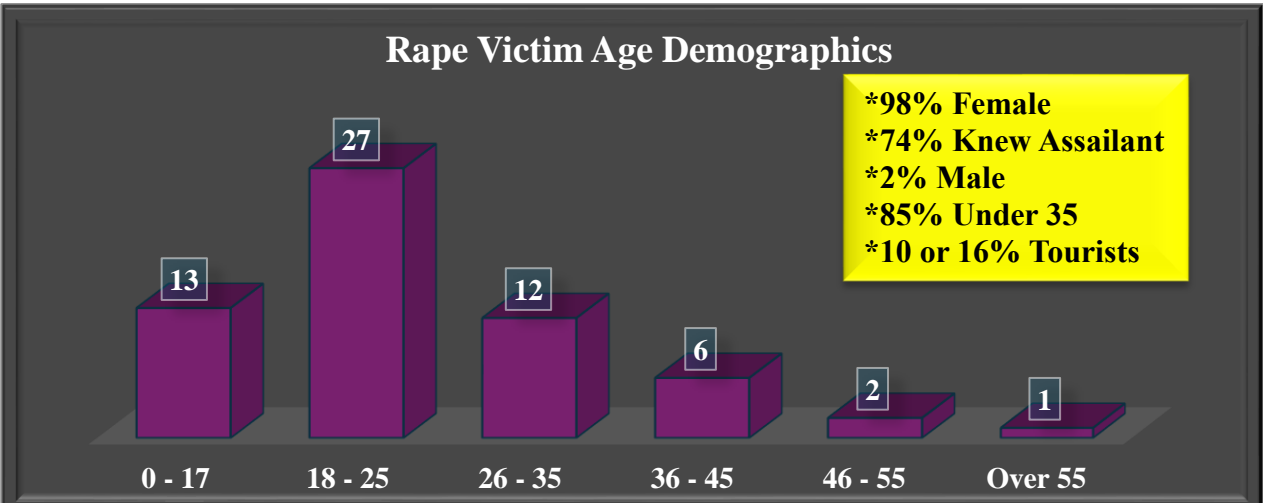
NB. More than one condition may be true in the 1st three bars at the same time in the above table.



Sexual Offences

For the period in review, reports of sexual offences increased by 3% with 211 incidents, when compared to 204 incidents in 2023. These offences include rape, unlawful sexual intercourse and attempted rape. (N.B. Unlawful sexual intercourse includes incest).

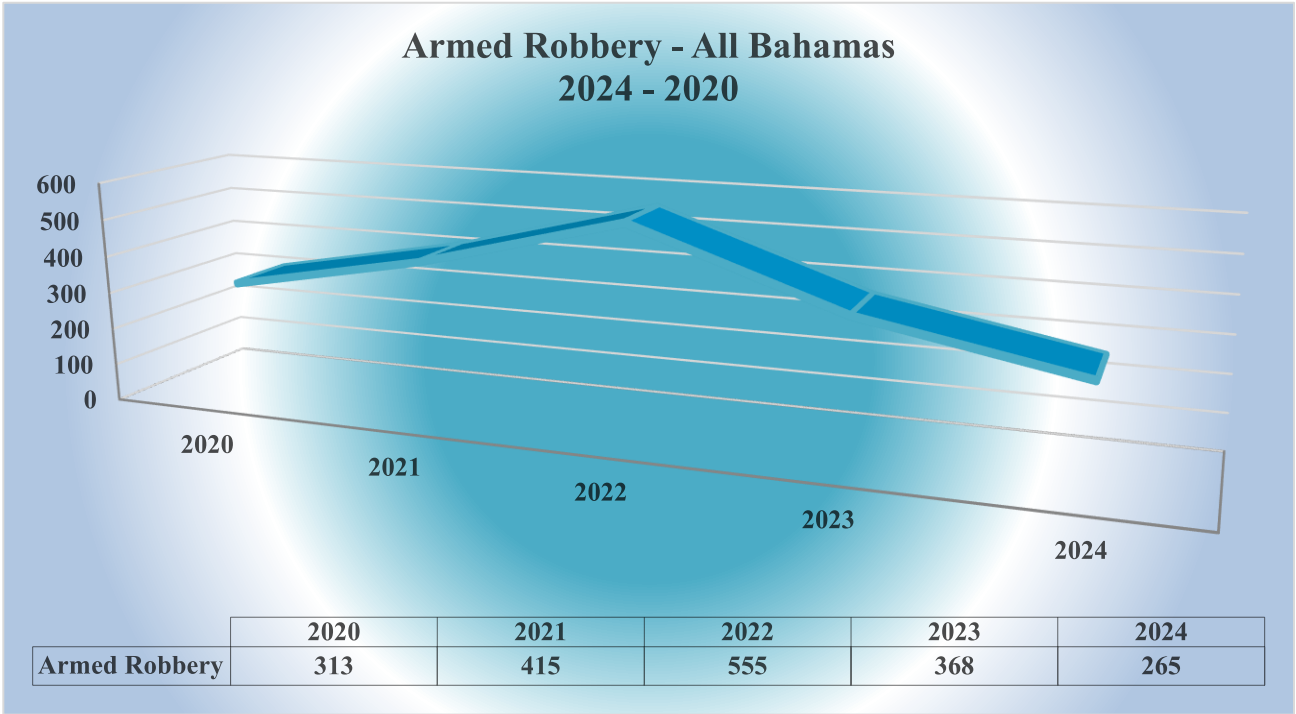
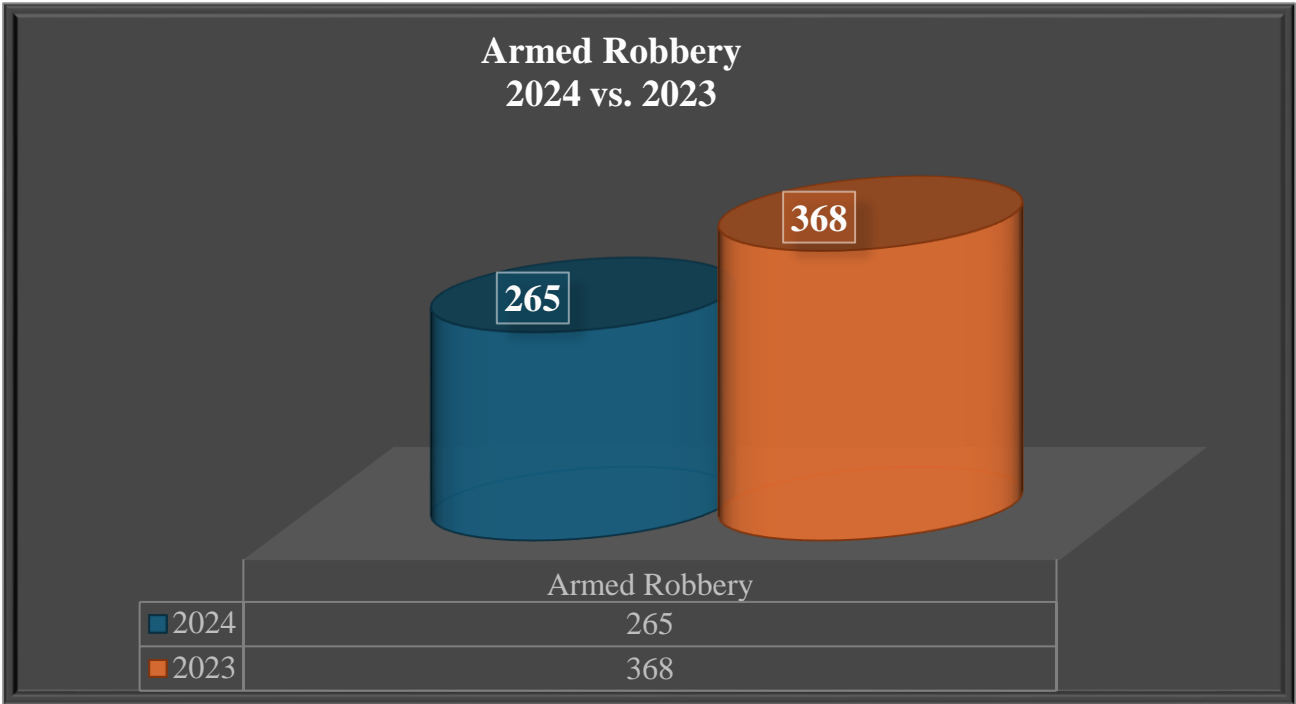




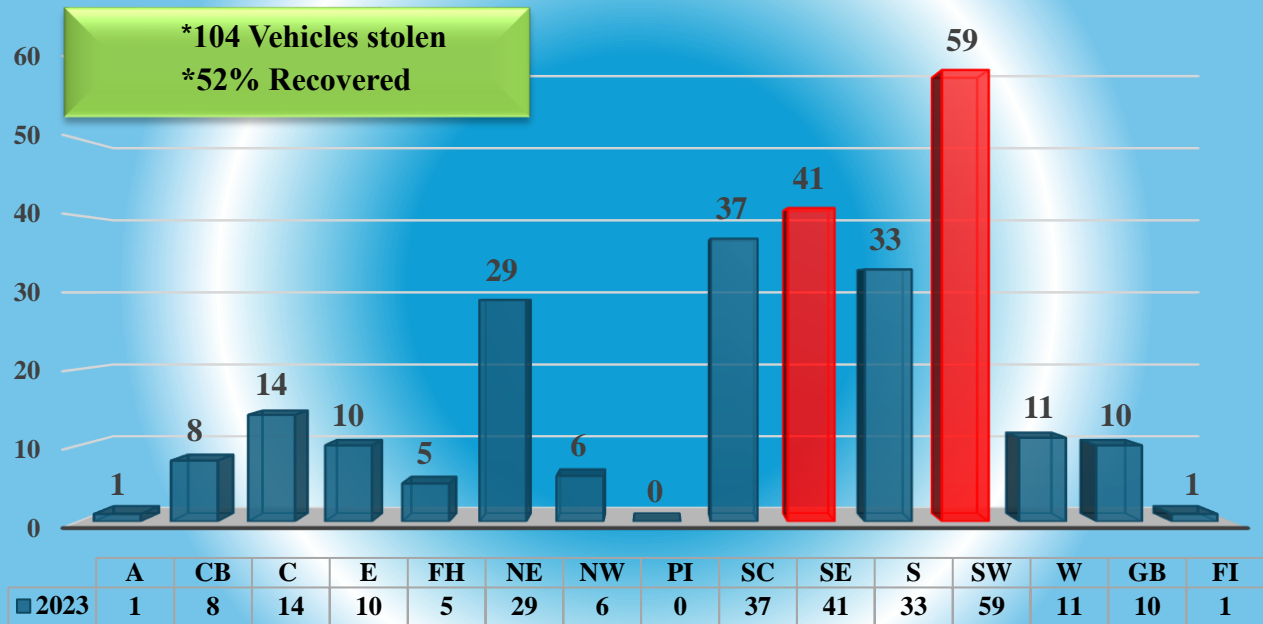
NB. More than one condition may be true at the same time in the above table.

Armed Robbery

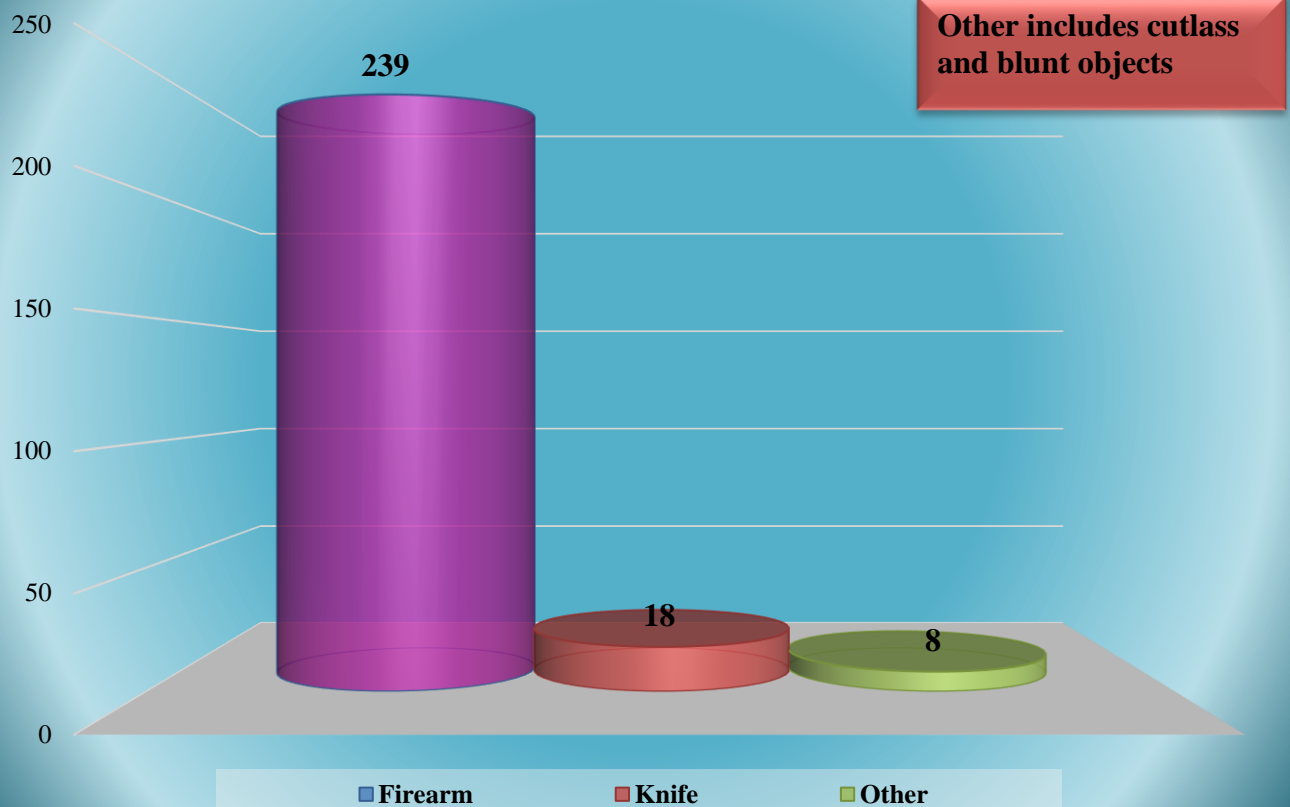
In 2024, armed robberies decreased by 28% with 265 incidents, compared to 368 in 2023.

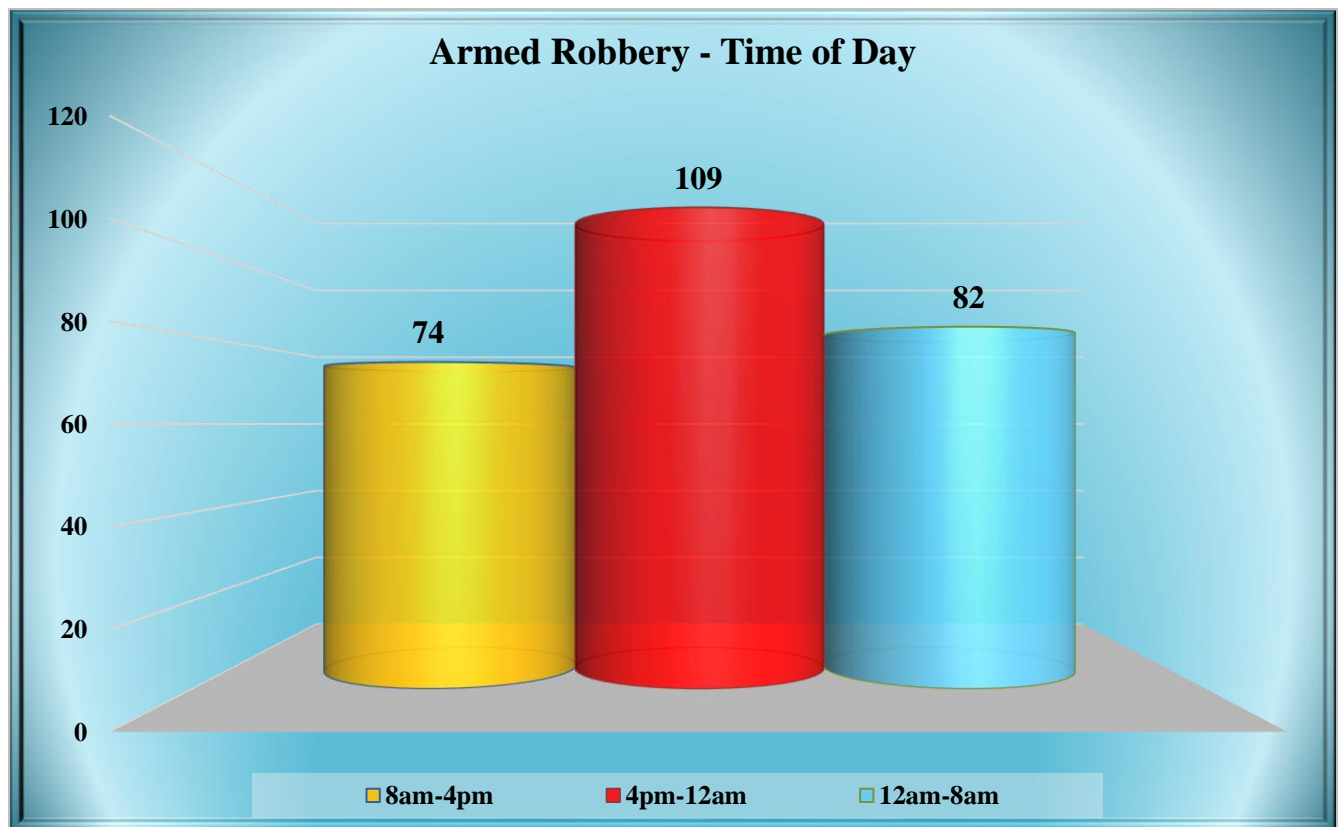
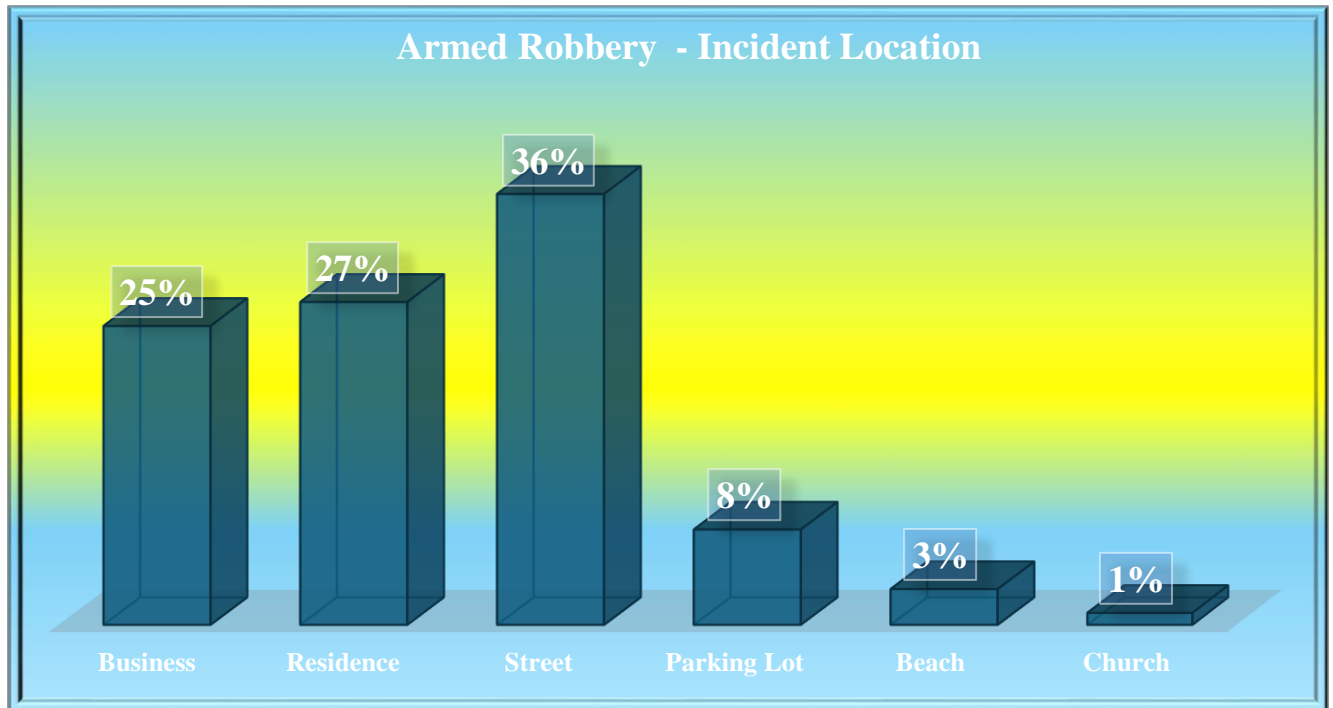


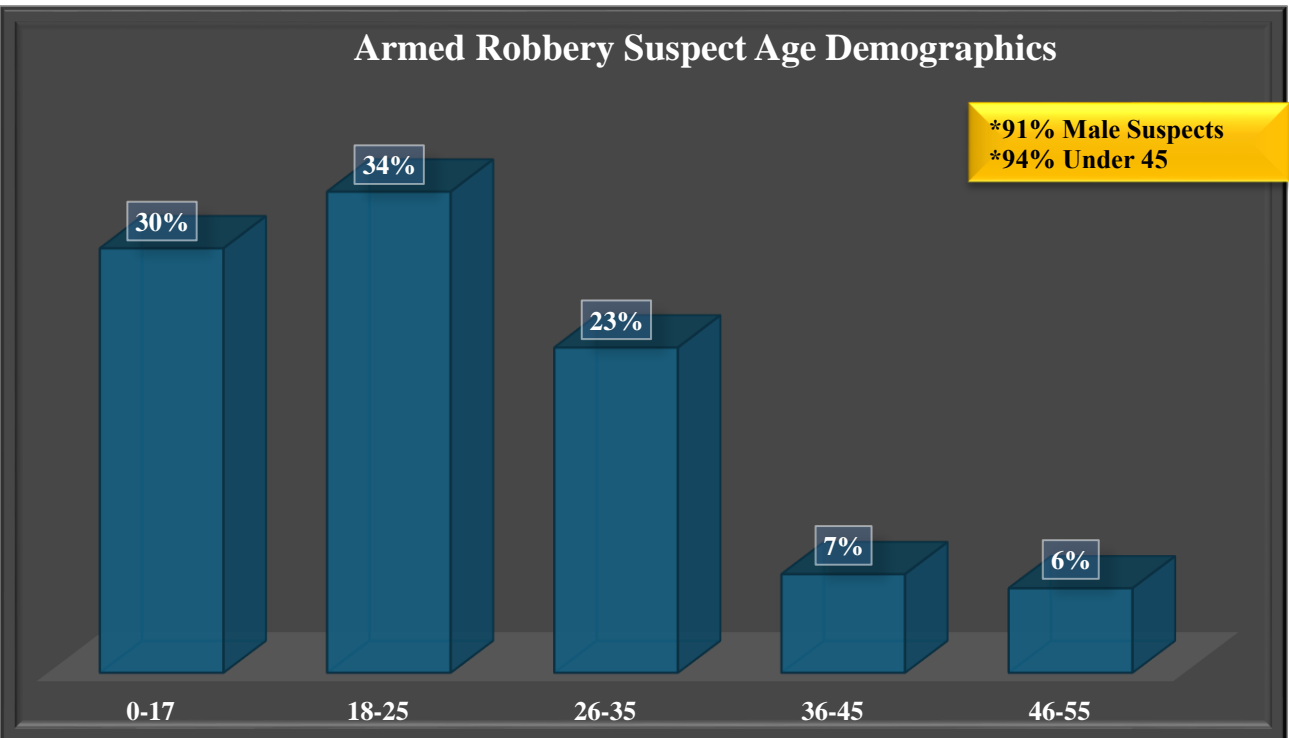
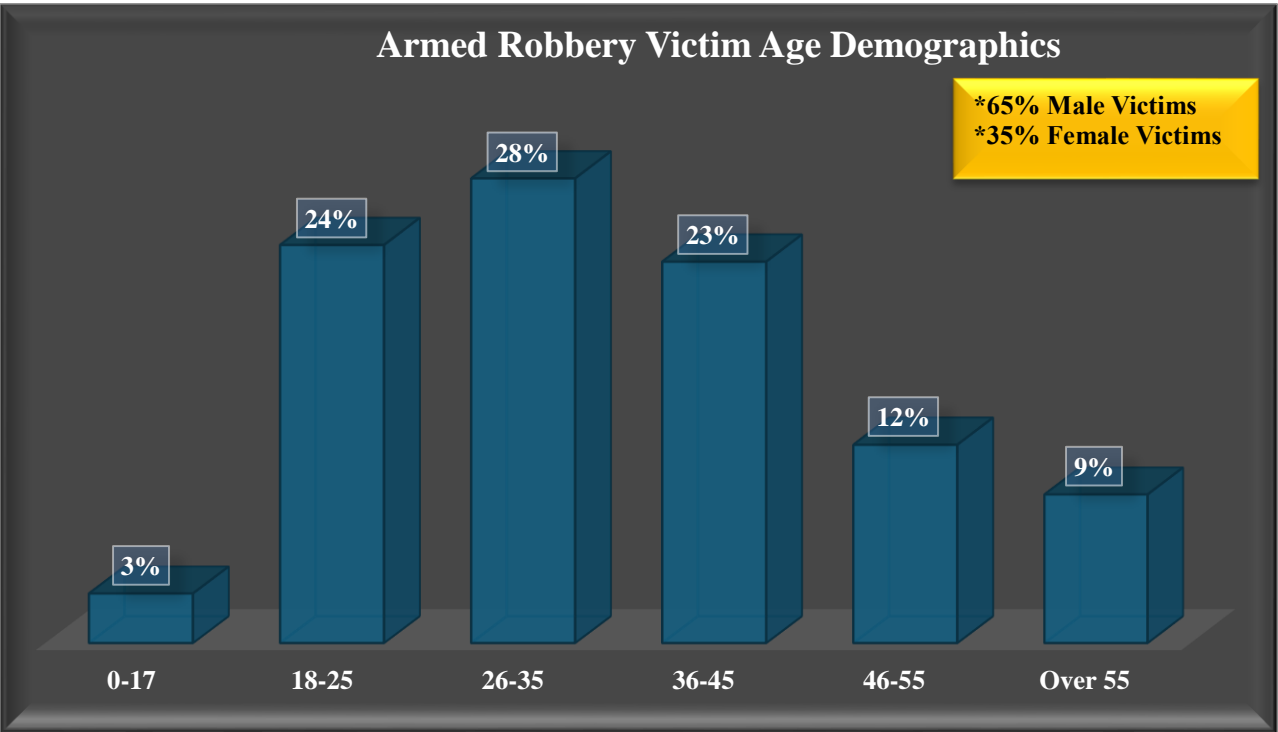
Armed Robbery - Police Divisions



Armed Robbery - Weapon Used

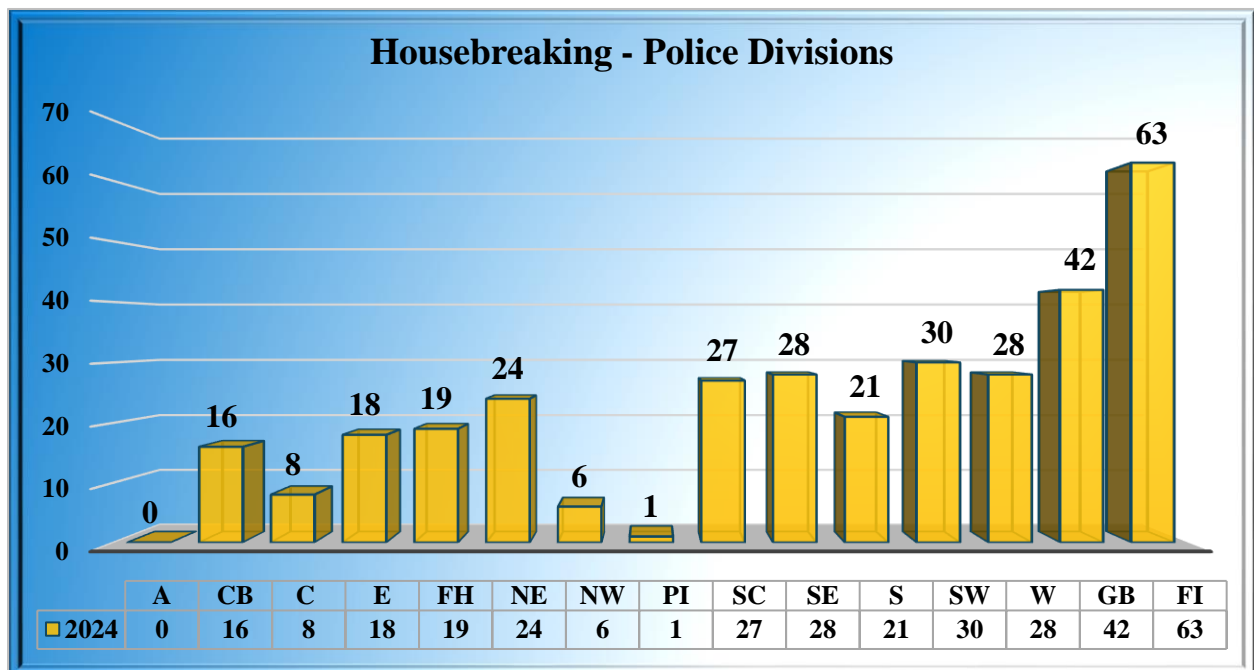
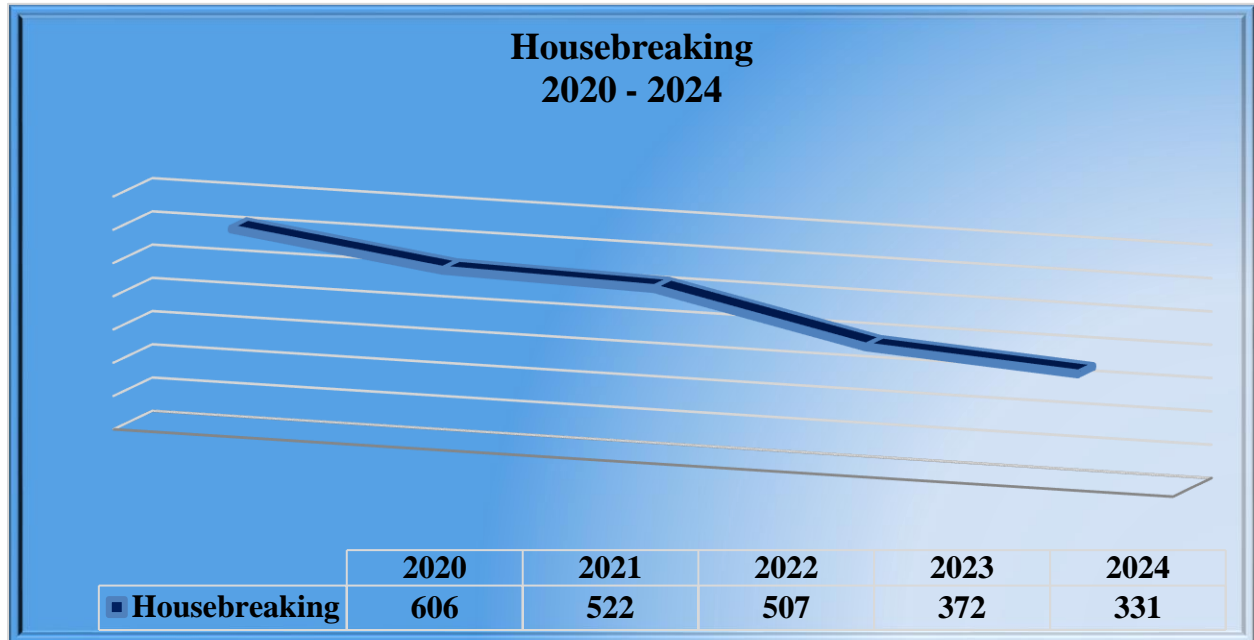






Housebreakings

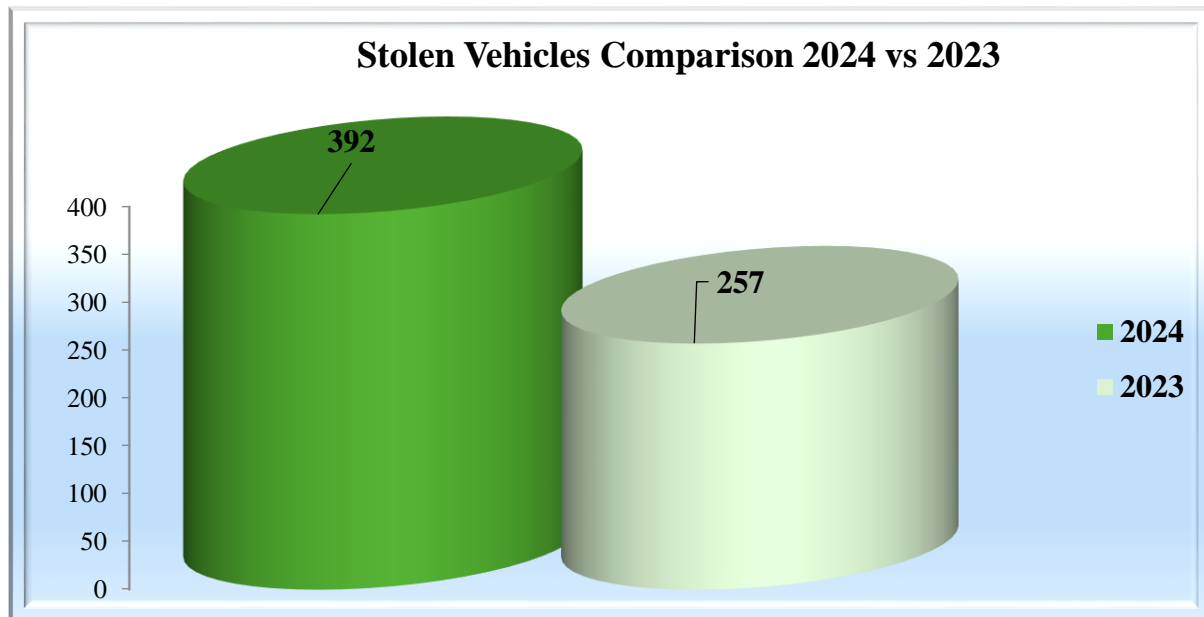
In 2024, housebreakings decreased by 11% with 331 incidents, compared to 372 in 2023.



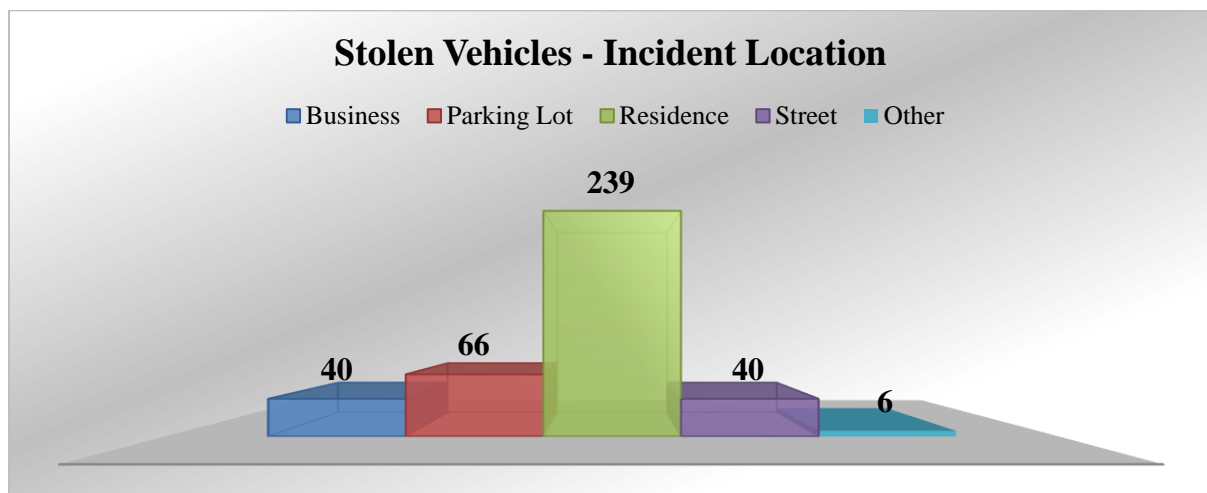
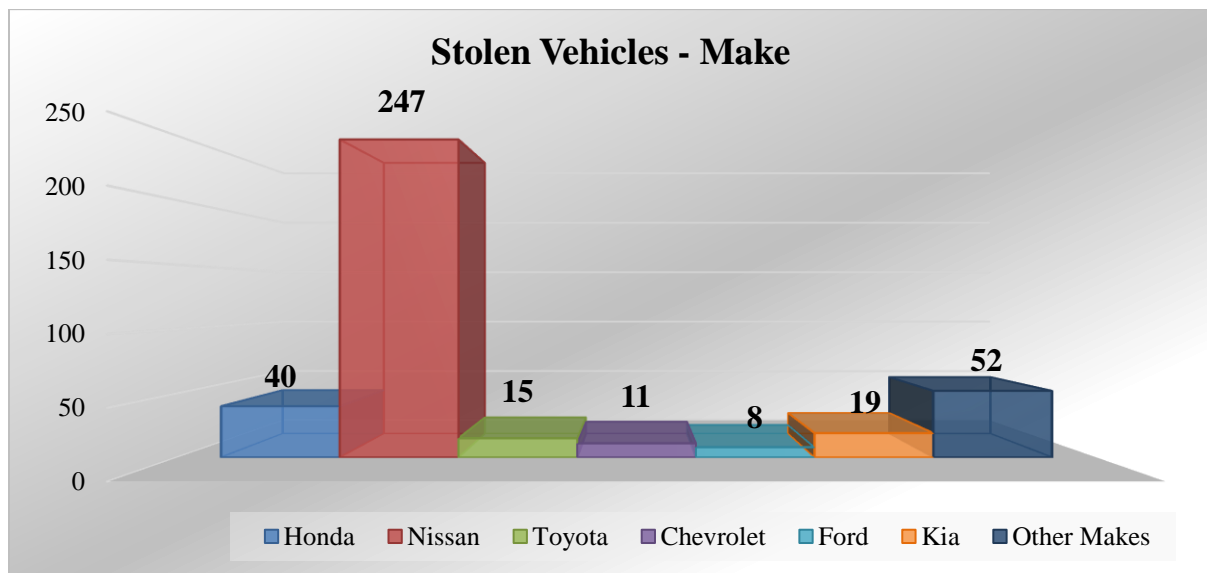
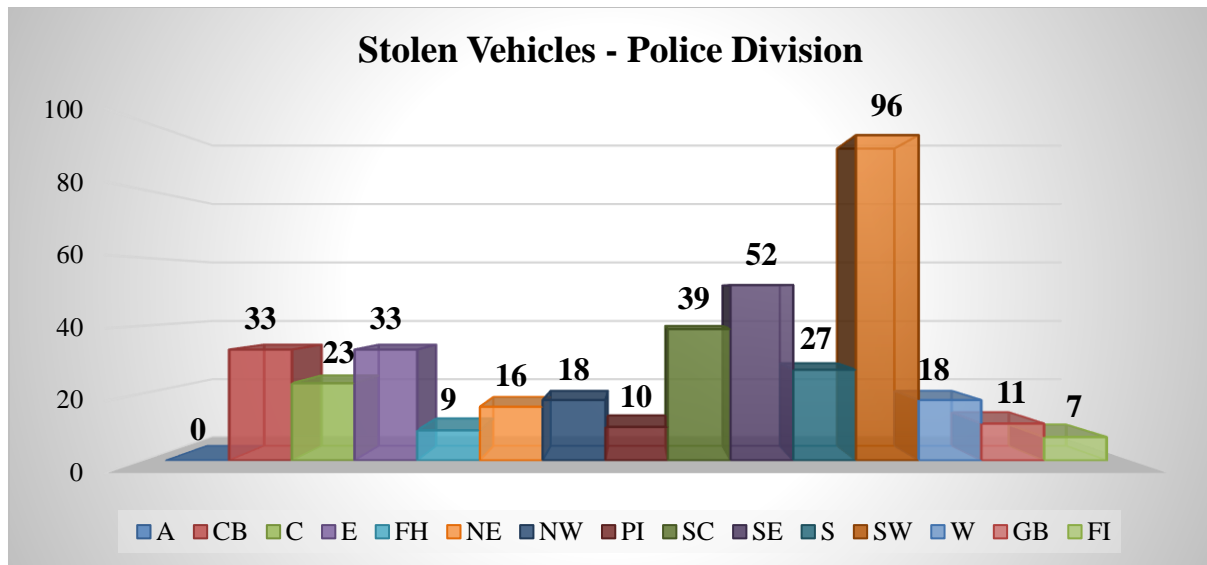
N.B. These are preliminary figures and are subject to change. Research and Policy Branch, RBPF

Stolen Vehicles

In 2024, stolen vehicles increased by 53% with 392 incidents, compared to 257 in 2023. One hundred ninety-six or 50% of vehicles stolen for the year were recovered.



N.B. These are preliminary figures and are subject to change. Research and Policy Branch, RBPF



N.B. These are preliminary figures and are subject to change. Research and Policy Branch, RBPB

**National Reported Crimes
New Providence District
2024 vs. 2023**

Crimes Against Person	2024	2023	% CHANGE
Murder	105	106	-1
Attempted Murder	26	26	0
Manslaughter	1	3	N/A
Rape	46	49	-6
Attempted Rape	9	9	11
Unlawful Sexual Intercourse	91	91	0
Armed Robbery	254	351	-28
Robbery	54	68	-21
Attempted Robbery	7	6	17
Sub-Total	593	709	-16
Crimes Against Property	2024	2023	% CHANGE
Burglary	35	44	-20
Housebreaking	226	254	-11
Shopbreaking	217	239	-9
Stealing	651	796	-18
Stealing from Vehicle	164	228	-28
Stolen Vehicle	374	238	57
Sub-Total	1667	1799	-7
Total	2260	2508	-10

N.B. These are preliminary figures and are subject to change. Research and Policy Branch, RBPF

**New Providence District
Divisional Breakdown
2024**

Crimes Against Person	A	CB	C	E	FH	NE	NW	PI	SC	SE	S	SW	W	Total
Murder	0	0	4	9	9	4	3	0	24	20	9	18	5	105
Attempted Murder	0	1	1	0	0	7	1	0	3	5	3	4	1	26
Manslaughter	0	0	0	0	0	0	0	0	0	0	0	1	0	1
Rape	0	1	7	0	1	7	3	4	5	3	4	11	0	46
Attempted Rape	0	0	1	0	0	1	0	0	1	3	1	1	1	9
Unlawful Sex	0	2	8	10	2	5	5	1	16	18	5	17	2	91
Armed Robbery	1	8	14	10	5	29	6	0	37	41	33	59	11	254
Robbery	0	1	8	1	5	5	3	1	8	12	2	7	1	54
Attempted Robbery	0	0	2	0	1	0	1	1	0	2	0	0	0	7
Sub Total	1	13	45	30	23	58	22	7	94	104	57	118	21	593
Crimes Against Property	A	CB	C	E	FH	NE	NW	PI	SC	SE	S	SW	W	Total
Burglary	0	3	1	0	3	3	0	2	3	4	2	3	11	35
Housebreaking	0	16	8	18	19	24	6	1	27	28	21	30	28	226
Shop breaking	0	4	33	7	7	47	16	1	19	15	18	32	18	217
Stealing	5	45	39	40	32	54	44	23	59	74	50	139	47	651
Stealing from Vehicle	0	5	20	16	9	16	10	3	13	40	9	20	3	164
Stolen Vehicle	0	33	23	33	9	16	18	10	39	52	27	96	18	374
Sub Total	5	106	124	114	79	160	94	40	160	213	127	320	125	1667
TOTAL	6	119	169	144	102	218	116	47	254	317	184	438	146	2260

N.B. These are preliminary figures and are subject to change. Research and Policy Branch, RBPF

National Reported Crimes
Grand Bahama & Northern Bahamas District (Abaco & Bimini)
2024 vs. 2023

Crimes Against Person	2024	2023	% CHANGE
Murder	12	3	300
Attempted Murder	3	8	-63
Manslaughter	0	0	0
Rape	10	9	11
Attempted Rape	0	0	0
Unlawful Sexual Intercourse	23	20	15
Armed Robbery	10	10	0
Robbery	3	1	200
Attempted Robbery	1	1	0
Sub-Total	62	52	19
Crimes Against Property	2024	2023	% CHANGE
Burglary	8	10	-20
Housebreaking	42	59	-29
Shopbreaking	44	62	-29
Stealing	131	141	-7
Stealing from Vehicle	20	18	11
Stolen Vehicle	11	13	-15
Sub-Total	256	303	-16
Total	318	355	-10

N.B. These are preliminary figures and are subject to change. Research and Policy Branch, RBPF

Grand Bahama & Northern Bahamas District (Abaco & Bimini)
Divisional Crime Statistics Breakdown
2024

Crimes Against Person	A	C	EMR	NE	SW	WE	AB GBNB	BI GBNB	Total
Murder	0	4	0	2	1	0	3	2	12
Attempted Murder	0	2	0	0	0	0	1	0	3
Manslaughter	0	0	0	0	0	0	0	0	0
Rape	1	3	1	0	3	0	2	0	10
Attempted Rape	0	0	0	0	0	0	0	0	0
Unlawful Sex	0	5	2	2	4	0	9	1	23
Armed Robbery	0	4	1	0	2	0	3	0	10
Robbery	0	0	1	0	1	0	0	1	3
Attempted Robbery	0	0	0	0	0	0	0	1	1
Sub Total	1	18	5	4	11	0	18	5	62
Crimes Against Property	A	C	EMR	NE	SW	WE	AB	BI	Total
Burglary	0	1	1	1	0	1	1	3	8
Housebreaking	0	2	3	4	17	2	13	1	42
Shop breaking	0	13	9	1	10	0	9	2	44
Stealing	1	28	6	19	42	0	28	7	131
Stealing from Vehicle	1	3	1	4	5	0	6	0	20
Stolen Vehicle	0	3	1	0	3	0	4	0	11
Sub Total	2	50	21	29	77	3	61	13	256
TOTAL	3	68	26	33	88	3	79	18	318

N.B. These are preliminary figures and are subject to change. Research and Policy Branch, RBPF

**National Reported Crimes
Family Islands District
(Central and Southern Bahamas)
2024 vs. 2023**

Crimes Against Person	2024	2023	% CHANGE
Murder	3	1	200
Attempted Murder	2	1	100
Manslaughter	0	0	0
Rape	5	3	67
Attempted Rape	0	0	0
Unlawful Sexual Intercourse	27	23	17
Armed Robbery	1	7	-86
Robbery	2	1	100
Attempted Robbery	1	0	0
Sub-Total	41	36	14
Crimes Against Property	2024	2023	% CHANGE
Burglary	4	7	-43
Housebreaking	63	59	7
Shopbreaking	54	74	-27
Stealing	75	101	-26
Stealing from Vehicle	3	7	-57
Stolen Vehicle	7	6	17
Sub-Total	206	254	-19
Total	247	290	-15

N.B. These are preliminary figures and are subject to change. Research and Policy Branch, RBPF

**Recorded Divisional Crimes Breakdown
Family Islands District Breakdown (Central & Southern Bahamas) 2024**

Crimes Against Person	AC	AN	BE	CI	EL	EX	IN	LI	M	RC	SS	Total
Murder	0	1	0	0	2	0	0	0	0	0	0	3
Attempted Murder	0	0	0	0	2	0	0	0	0	0	0	2
Manslaughter	0	0	0	0	0	0	0	0	0	0	0	0
Rape	0	0	0	0	4	1	0	0	0	0	0	5
Attempted Rape	0	0	0	0	0	0	0	0	0	0	0	0
Unlawful Sex	1	6	0	1	11	6	0	1	0	0	1	27
Armed Robbery	0	1	0	0	0	0	0	0	0	0	0	1
Robbery	0	0	0	0	1	1	0	0	0	0	0	2
Attempted Robbery	0	0	0	0	1	0	0	0	0	0	0	1
Sub Total	1	8	0	1	21	8	0	1	0	0	1	41
Crimes Against Property	AC	AN	BE	CI	EL	EX	IN	LI	M	RC	SS	Total
Burglary	0	1	2	0	1	0	0	0	0	0	0	4
Housebreaking	1	20	2	5	21	12	0	0	0	0	2	63
Shop breaking	1	13	1	1	27	6	0	4	0	0	1	54
Stealing	1	12	2	3	39	14	1	1	1	0	1	75
Stealing from Vehicle	0	1	0	0	2	0	0	0	0	0	0	3
Stolen Vehicle	0	3	0	0	2	1	0	0	1	0	0	7
Sub Total	3	50	7	9	92	33	1	5	2	0	4	206
TOTAL	4	58	7	10	113	41	1	6	2	0	5	247

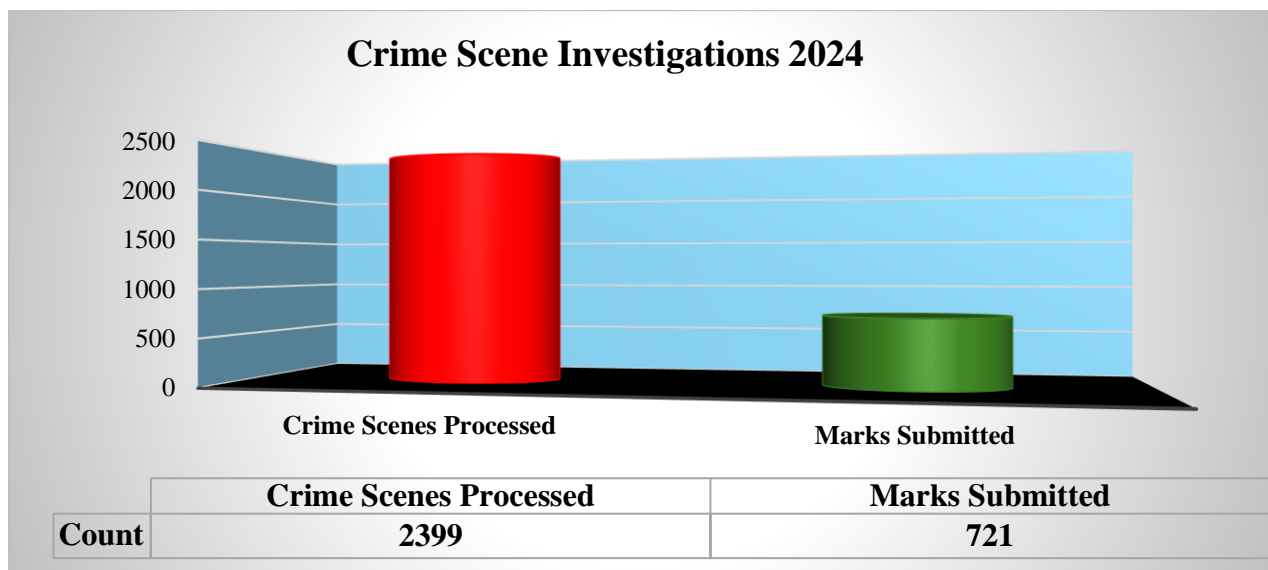
N.B. These are preliminary figures and are subject to change. Research and Policy Branch, RBPF

Cybercrime

In 2024, cybercrime incidents increased by 4% with 94 cases, compared to 93 in 2023.

Complaints	2024	2023	% Change
Libel	57	80	40
Extortion	2	0	N/A
Misuse Telecommunication	9	0	N/A
Computer Misuse	7	1	-86
Police Information	16	8	-50
Unauthorized Access	1	2	100
Online Fraud	1	3	200
Child Pornography	1	4	300
Total	94	93	4

In 2024, there were 2399 crime scenes investigated. Of this total figure 721 or 30% of incidents provided identifications.



N.B. These are preliminary figures and are subject to change. Research and Policy Branch, RBPF

**Illegal Firearm Discovery and Seizure
All Bahamas - 2024**

Illegal Firearm Discovery/Seizure - Firearm Type				
Pistol	Revolver	Rifle	Shotgun	Total
329	13	61	18	421

Firearm Discovery/Seizure By Division	
Unit	Firearm
Airport	0
Cable Beach	3
Central	15
Eastern	42
Fox Hill	13
Northeastern	52
Northwestern	14
Paradise Island	1
South Central	38
Southeastern	32
Southern	48
Southwestern	46
Western	18
Airport GB	0
Central GB	21
Eight Mile Rock GB	0
Northeastern GB	8
Southwestern GB	11
West End GB	5
Abaco	19
Bimini	6
Eleuthera	14
Exuma	10
Berry Is.	2
Andros	2
Rum Cay & San Salvador	1
Total	421

Incident	2024	2023	2022	2021	2020
Ammunition	29,012	8,995	5,506	3,430	4,044

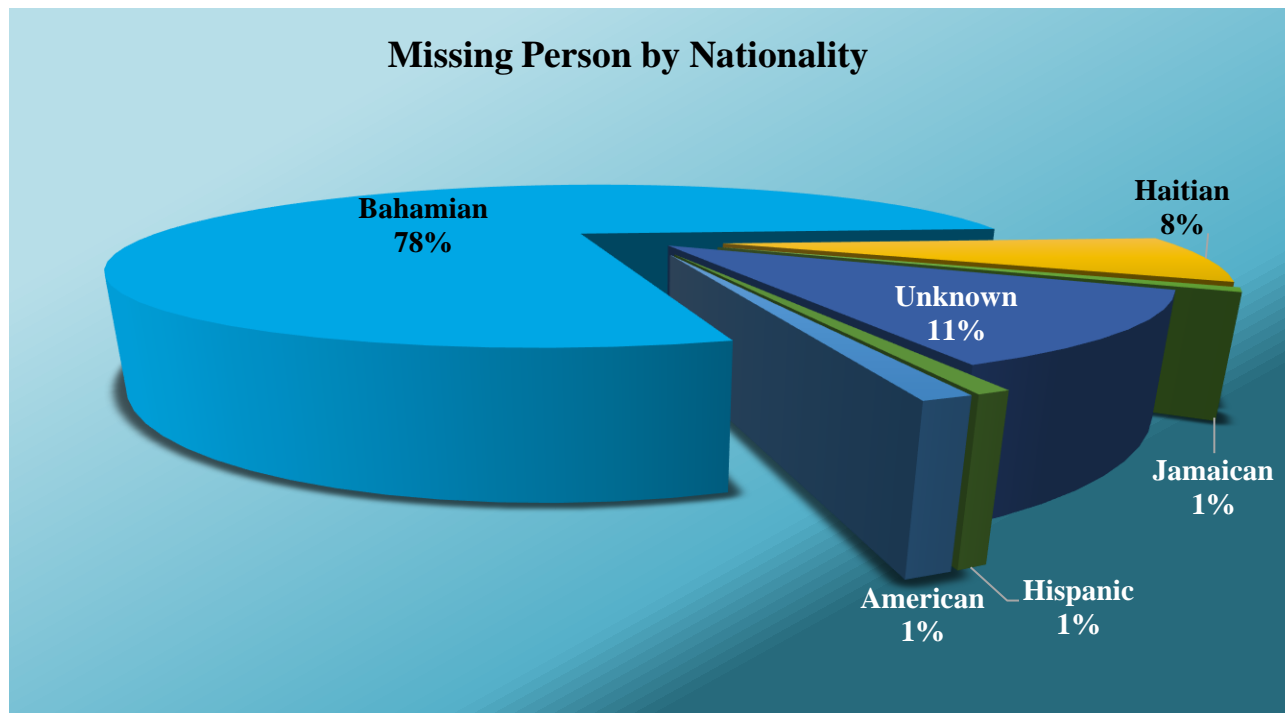
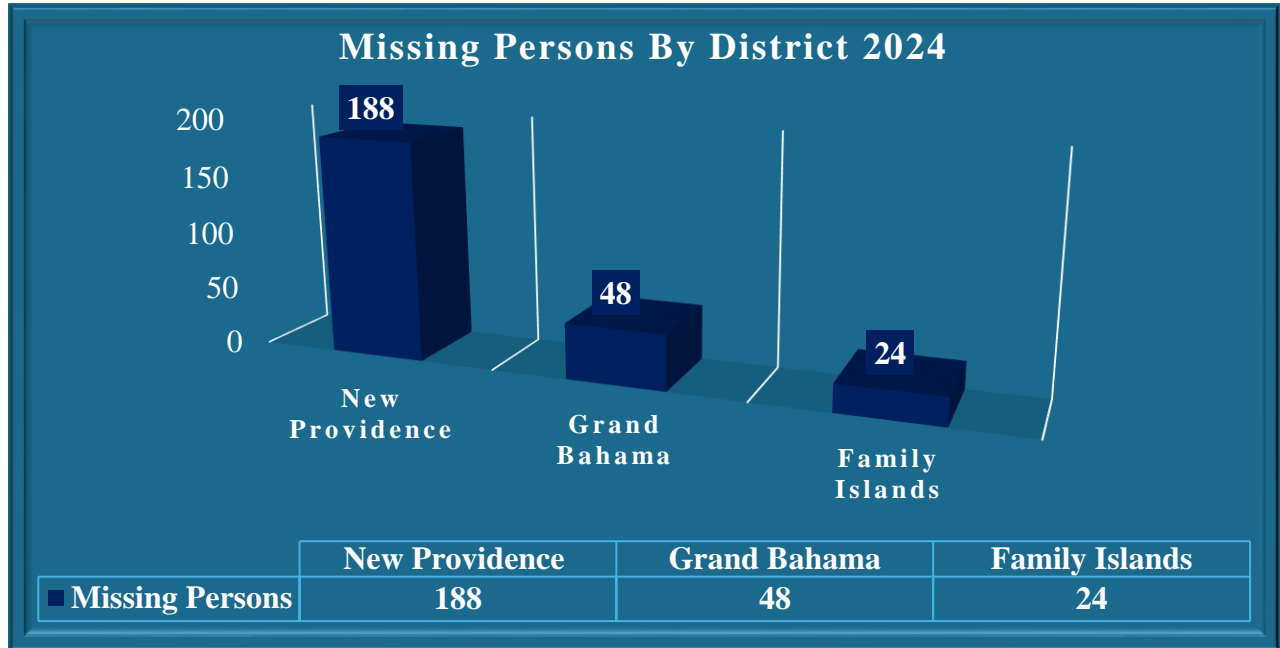
Dangerous Drugs Discoveries, Seizures and Arrests
All Bahamas - 2024

January – December, 2024	Type of Drugs	Grand Total
	Cocaine	3,071.17 lbs.
	Crystal Meth	0.02 lbs.
	Marijuana	3,006.82 lbs.
	Hydroponic Marijuana	590.66 lbs.
	Marijuana Plants	273 plants
	Heroin	0.07 lbs.
	Hashish	2.34 lbs.
	Psilocybin Mushroom	0.26 lbs.
	Marijuana Brownies	1 brownie
	Marijuana Cigarette	5 cigarettes
	Marijuana Cookies	1 cookie
	Marijuana Cake	1 cake
	Marijuana Cereals Treats	3 treats
	Marijuana Rice Krispies Treats	1 Rice Krispie
	Marijuana Gummies	0.79 lbs.
		30 gummies
		41 packages
	Marijuana Candy	1,006 candies
	Marijuana Edibles	13 packages
	Marijuana Oil	10 vape cartridges
	Cannabis Oil	30 cartridges
	THC Vape Pens	145 packs
		47 pens
		8 cartridges
	THC Gummies	6 gummies
		43 packs
	Amphetamine Tablets	95 packs
	Ecstasy Tablets	100 tablets
	THC Tablets	120 tablets
	Methamphetamine Tablets	7 tablets
	Xanax Tablets	12 tablets
	MDMA TABLETS	26 tablets
	Amphetamine Capsules	11 capsules
	Amphetamine Powder	0.08 lbs.
	TOTAL CASES	1,390
	CASES PROSECUTED	959
	Persons Arrested	1,512
	Persons Charged	1,190
	Persons Not Charged	322

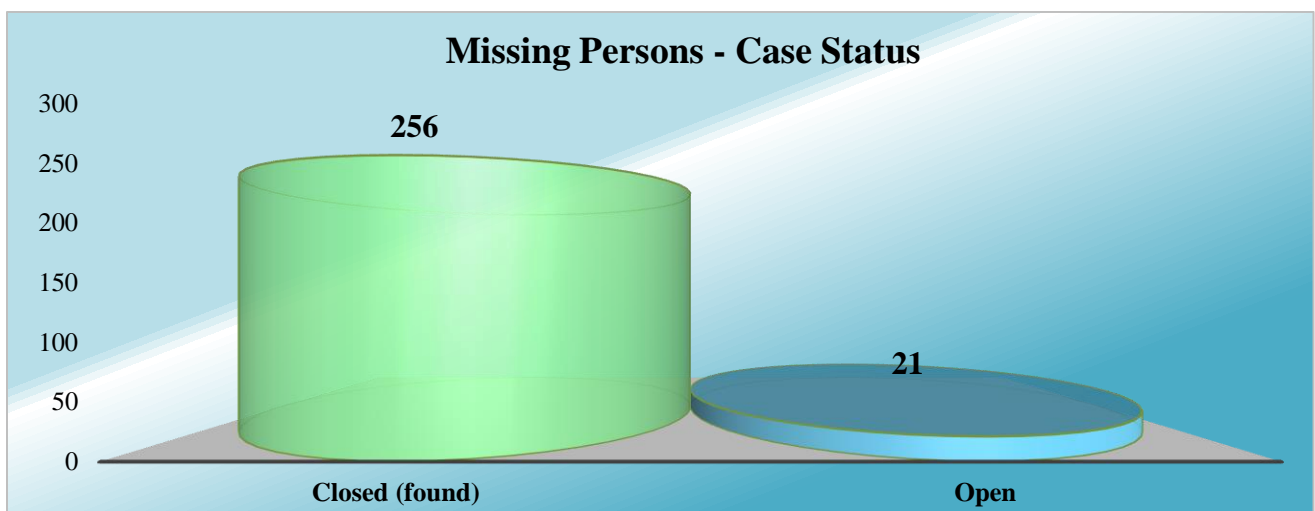
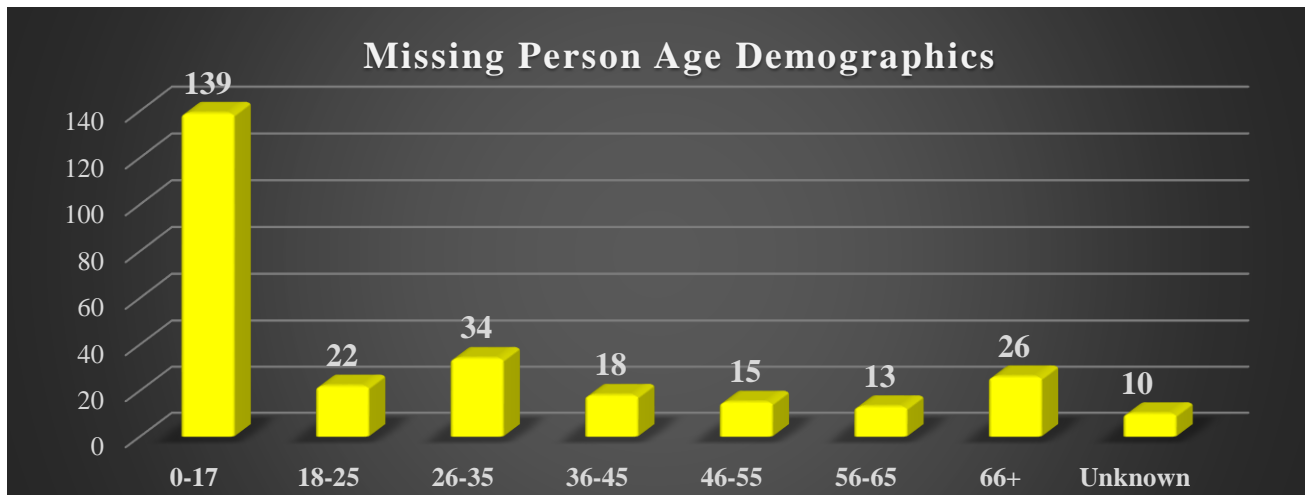
N.B. These are preliminary figures and are subject to change. Research and Policy Branch, RBPF

Missing Persons

The Royal Bahamas Police Force investigated 277 cases of missing persons throughout the Commonwealth of The Bahamas. A total of 256 cases have been solved and the missing individuals were found safe. Twenty-one (21) cases remain open under investigation.



N.B. These are preliminary figures and are subject to change. Research and Policy Branch, RBPF



N.B. These are preliminary figures and are subject to change. Research and Policy Branch, RBPF

Other Police Activities
All Bahamas 2024

Other Activities	2024	2023	% CHANGE
Police Field Check Patrols	19,211	16,406	17
Assistance Requested	3,371	4,413	-24
Persons Searched	122	245	-50
Electronic Monitoring Breach	116	238	-51
Breach of Bail – Witness Tampering	1	0	N/A
Breach of Bail – Fail to sign in	36	27	33
Police Stop and Search	81,015	45,655	77
Alarm Activation	306	432	-29
Fire Alarms	58	91	-36
Road Checks	3,692	683	441
Search Warrants Executed	1,089	668	63
Total	109,017	68,858	58

Other Community Activities	2024	2023	% CHANGE
Police Escorts	1,740	2,264	-23
Police Visits	11,115	13,248	-16
School Visits	1,936	2,010	-4
Community Policing Initiatives	2,070	1,801	15
Total	16,861	19,323	-13

N.B. These are preliminary figures and are subject to change. Research and Policy Branch, RBPF

Complaints Against Police Officers 2024

Complaints Against Police Officers			
Case Type	2024	2023	% CHANGE
Civilians	159	89	79
Police	146	54	170
Corruption	10	4	150
Total	315	147	114

Case Status - Civilian Matters							
Under Investigation/ Subjudice	K.I.V./ Closed/ No Further Action	Unfounded/ Insufficient Evidence/ Unsubstantiated/Withdrawn/ Compensation	Conviction/ Officer Resigned	Civil Action Advised/ Informally Resolved/ Statute Bar	File Forwarded to DCP for Tribunal	Pending Trial	Total
64	43	37	-	6	9	-	159

Case Status – Police Internal Matters								
Under Investigation	Discharge/ Interdicted/Acquitted	Withdrawn by Complainant	Informally Resolved	Compensated/Reprimand	Out to Tribunal	Insufficient /Closed	Officer Resignation	Total
27	13	51	1	8	45	1	-	146

Case Status – Police Corruption Matters						
Under Investigation	Discharge	Withdrawn by Complainant	Compensation/ Reprimand Pre- Retirement Leave/ Resign	Insufficient Evidence	Out to Tribunal	Total
6	0	4		0	0	10

N.B. These are preliminary figures and are subject to change. Research and Policy Branch, RBPF

Fire Calls – All Bahamas 2024 vs 2023

Fire Calls – Reported Crime Statistics			
Type of Call	2024	2023	% Change
Building	150	142	6
Vehicles	195	217	-10
Bush	136	119	14
Special Service	36	50	-28
False Alarms	303	310	-2
Boat	8	11	-27
Bomb Threat	2	5	-60
Electrical	60	81	-26
Rubbish	252	223	13
Miscellaneous	23	42	-45
Aircraft	1	0	N/A
Alarm Activation	1166	1200	-3
Total Calls	2332	2400	-3
Total Estimated Damages	\$10,210,268.00	\$7,670,103.00	33

Fire Calls – Breakdown			
Category	2024	2023	% Change
Death by Fire	1	3	-67
Fire Injuries	22	8	175
Investigated Fires	161	174	-7
Arson Matters	79	67	18
Extrication	11	24	-54
Family Island Fires	3	8	-63
Family Island Deaths	0	0	0
Family Island Injuries	1	0	N/A
Major Fires	1	1	0
Accidental Fires	27	11	145
Insured Estimated Damages	\$4,987,700.00	\$3,323,253.00	50
Uninsured Estimated Damages	\$5,222,568.00	\$4,346,850.00	20

N.B. These are preliminary figures and are subject to change. Research and Policy Branch, RBPF

**Miscellaneous Incidents
Reported Crime Statistics 2024 vs. 2023**

Miscellaneous Incidents – All Bahamas			
Category	2024	2023	% CHANGE
Alarm Activation	242	522	-54
Assault	1455	2,241	-35
Assault Police Officer	122	124	-2
Attempted Breaking	30	76	-61
Attempted Stealing	47	84	-44
Bomb Threat	3	17	-82
Causing Damage	1148	1,647	-30
Causing Harm	847	1,094	-23
Child Abuse	37	48	-23
Child Neglect	28	51	-45
Disturbance	929	1,373	-32
Gunshot Reports	1086	1,386	-22
Lost Passport	989	1,481	-33
Loud Music	42	84	-50
Stealing from Vehicle (Minor)	172	284	-39
Stealing (Minor)	798	1,191	-33
Sudden Death (Natural Causes)	1006	1,181	-15
Threats of Death	832	1,096	-24
Threats of Harm	765	1,065	-28
Wounding	35	64	-45
TOTAL	10,613	15,109	-30

N.B. These are preliminary figures and are subject to change. Research and Policy Branch, RBPF

**Miscellaneous Incidents – Divisional Breakdown
Reported Crime Statistics 2024**

Miscellaneous Incidents – Police Divisions																
Category	A	CB	C	E	FH	NE	NW	PI	SC	SE	S	SW	W	GB	FI	Total
Alarm Activation	0	3	5	2	0	7	0	3	3	4	0	2	5	197	11	242
Assault	2	28	114	76	51	135	82	24	187	132	115	162	50	143	154	1455
Assault Police Officer	0	2	20	6	4	11	11	2	9	10	5	5	0	29	8	122
Attempted Breaking	0	3	0	2	0	1	0	0	1	1	2	5	1	4	10	30
Attempted Stealing	0	1	1	3	2	1	2	1	3	11	3	3	1	11	4	47
Bomb Threat	2	0	0	0	0	0	0	0	0	0	0	0	0	1	0	3
Causing Damage	5	32	53	69	35	115	49	11	118	143	62	133	33	189	101	1148
Causing Harm	0	8	25	30	22	48	26	8	64	107	43	77	4	242	143	847
Child Abuse	0	0	7	2	0	3	2	0	1	8	3	3	0	3	5	37
Child Neglect	0	0	1	0	1	5	5	0	4	4	2	0	0	3	3	28
Disturbance	8	20	24	35	22	22	32	10	38	25	37	65	17	480	94	929
Gunshots Report	0	5	61	44	97	224	47	1	95	128	235	41	25	77	6	1086
Lost Passport	17	28	50	87	30	61	48	12	99	70	47	92	50	201	97	989
Loud Music	0	5	0	2	0	2	2	0	0	5	1	1	3	20	1	42
Stealing from Vehicle (Minor)	1	6	13	22	1	21	15	2	18	28	9	14	3	16	3	172
Stealing (Minor)	8	29	61	50	26	83	38	13	79	110	46	112	15	75	53	798
Sudden Death (Natural Causes)	4	27	38	87	59	107	11	10	59	119	46	62	37	180	160	1006
Threats of Death	0	8	59	73	43	77	40	12	88	111	55	67	14	101	84	832
Threats of Harm	7	16	57	40	18	47	43	28	69	77	32	88	23	90	130	765
Wounding	0	0	5	0	0	2	3	0	9	0	5	6	2	0	3	35
Total	54	221	594	630	411	972	456	137	944	1093	748	938	283	2062	1070	10613

N.B. These are preliminary figures and are subject to change. Research and Policy Branch, RBPF

Domestic Related Cases
All Bahamas 2024 vs. 2023

Domestic Related Cases	2024	2023	% CHANGE
Murder	5	3	67
Attempted Murder	8	1	700
Assault	579	500	16
Assault with a deadly weapon	58	46	26
Assistance Requested	263	386	-32
Causing Damage	210	170	24
Causing Harm	320	259	24
Disturbance	136	170	-20
Domestic Reports (General)	616	567	9
Fighting	14	24	-42
Grievous Harm	6	11	-45
Harassment	45	51	-12
Shooting	0	3	N/A
Stabbing	6	9	-33
Threat of Arson	3	6	-50
Threat of Harm	124	131	-5
Threat of Death	223	184	21
Trespassing	12	19	-37
Wounding	8	1	700
TOTAL	2636	2541	4

N.B. These are preliminary figures and are subject to change. Research and Policy Branch, RBPF

**Domestic Related Cases
Divisional Breakdown – 2024**

Domestic Related Cases	A	CB	C	E	FH	NE	NW	PI	SC	SE	S	SW	W	GB	FI	TOTAL
Murder	0	0	0	0	0	0	0	0	2	2	0	1	0	0	0	5
Attempted Murder	0	1	0	0	0	0	0	0	1	1	0	0	1	4	0	8
Assault	0	7	25	46	26	56	16	3	59	102	26	99	18	48	48	579
Assault with a deadly weapon	0	0	4	7	1	9	0	0	5	8	9	6	0	8	1	58
Assistance Requested	1	2	1	23	6	8	5	1	23	13	4	24	4	94	55	264
Causing Damage	0	1	5	15	7	19	8	1	25	47	9	27	4	29	13	210
Causing Harm	0	3	3	14	13	20	9	1	24	60	2	44	2	89	36	320
Disturbance	0	1	2	7	5	7	3	0	6	9	4	6	6	56	24	136
Domestic Reports (General)	0	19	11	39	45	9	26	8	16	48	12	126	15	164	78	616
Fighting	0	0	1	1	4	3	1	0	0	2	0	0	0	0	2	14
Grievous Harm	0	0	0	0	2	1	0	0	0	0	0	1	0	1	1	6
Harassment	1	1	1	2	2	4	0	1	1	4	2	8	3	4	12	46
Shooting	0	0	0	0	0	0	0	0	0	0	0	0	0	0	0	0
Stabbing	0	0	0	1	2	0	0	0	0	0	0	1	0	1	1	6
Threat of Arson	0	0	0	0	0	1	0	0	0	0	0	1	0	0	1	3
Threat of Harm	2	1	4	12	3	8	11	0	10	23	3	26	5	8	10	126
Threat of Death	0	0	5	23	22	11	3	2	14	64	7	34	1	19	18	223
Trespassing	0	0	0	1	0	1	0	0	1	0	0	2	1	4	2	12
Wounding	0	0	0	0	0	1	0	0	3	0	2	1	1	0	0	8
TOTAL	4	36	62	191	138	158	83	17	188	381	80	406	67	529	308	2648

N.B. These are preliminary figures and are subject to change. Research and Policy Branch, RBPB

**Police Involved Shootings
Reported Crime
Statistics 2024**

Encounters with Armed Suspects by Division 2024 vs. 2023																
Year	A	CB	C	E	FH	NE	NW	PI	SC	SE	S	SW	W	GB	FI	Total
2023	0	0	0	0	1	1	1	0	3	2	0	2	0	2	0	12
2024	0	1	2	1	0	0	0	0	0	1	1	2	0	1	0	9

Status of Armed Victim/Suspect			
Status	2024	2023	% CHANGE
Deceased	1	5	-80
Injured	8	7	14

Encounters with Armed Suspects			
Incidents	2024	2023	% CHANGE
Police Involved Shootings	9	12	-25

N.B. These are preliminary figures and are subject to change. Research and Policy Branch, RBPF

Suicide Incidents 2024

Category	2024	2023	% CHANGE
Suicide	8	6	33
Attempted Suicide	50	80	-38

Category	New Providence	Grand Bahama	Family Islands	Total
Suicide	5	2	1	8
Attempted Suicide	36	13	1	50

Suicide by Gender						
Age Range	Males		Females		Total	
	2024	2023	2024	2023	2024	2023
0-17	1	0	0	0	1	0
18-30	1	2	3	1	4	3
31-45	1	1	1	0	2	1
46-60	1	2	0	0	1	2
61 & Older	0	0	0	0	0	0
Unknown	0	0	0	0	0	0
Total	4	5	4	1	8	6

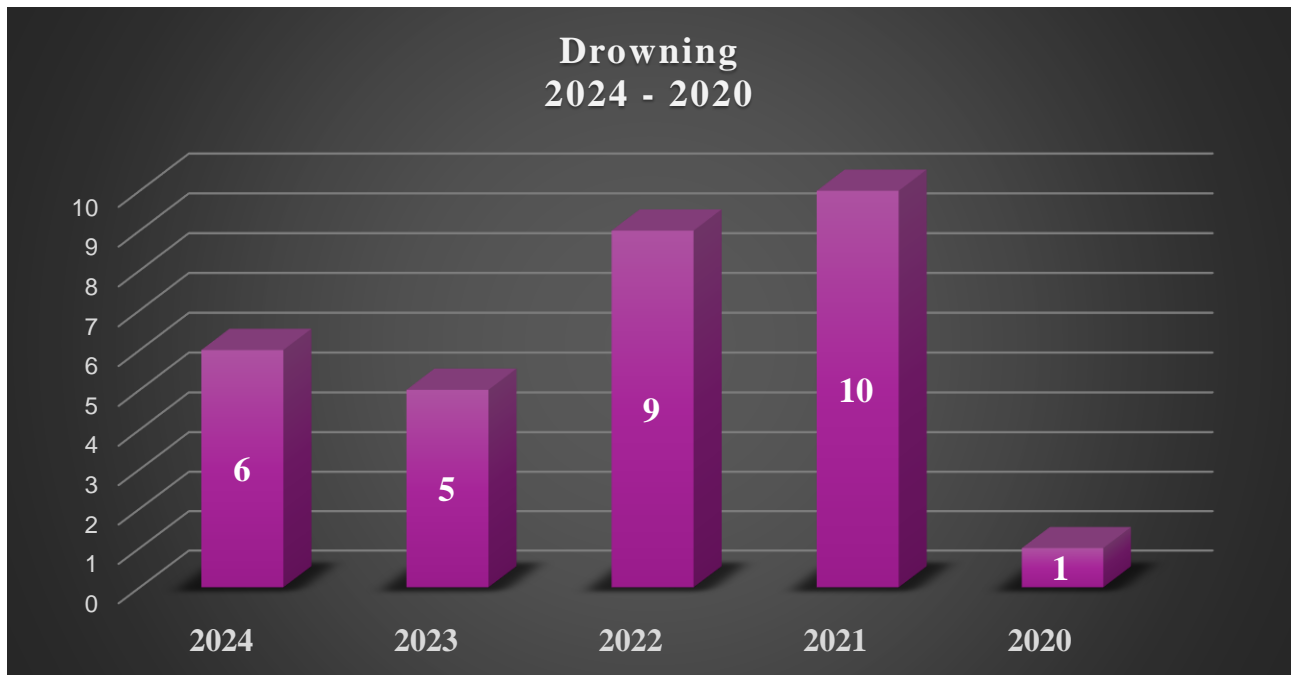
N.B. These are preliminary figures and are subject to change. Research and Policy Branch, RBPF

**Drowning Incidents
2024 vs. 2023**

Category	2024	2023	% Change
Drowning	6	5	20

Drownings by Gender						
Age Range	Males		Females		Total	
	2024	2023	2024	2023	2024	2023
0-17	2	0	0	0	2	0
18-30	0	0	0	0	0	0
31-45	0	0	1	0	1	0
46-60	3	4	0	0	3	4
61 & Older	0	1	0	0	0	1
Unknown*	0	0	0	0	0	0
Total	5	5	1	0	6	5

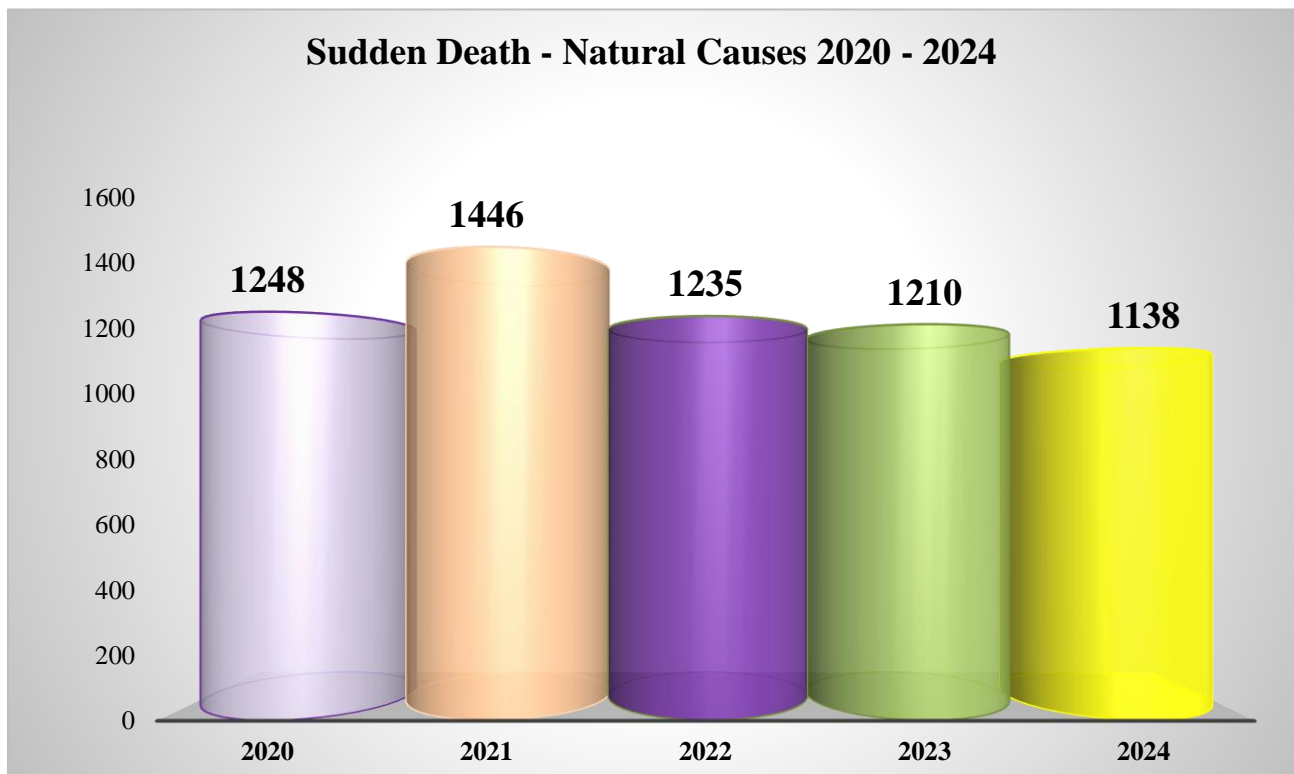
Category	2024	2023	2022	2021	2020
Drowning	6	5	9	10	1



N.B. These are preliminary figures and are subject to change. Research and Policy Branch, RBPF

**Sudden Death – Natural Causes
2024 vs. 2023**

Incident	2024	2023	% CHANGE
Sudden Death (Natural Causes)	1,138	1,210	-6



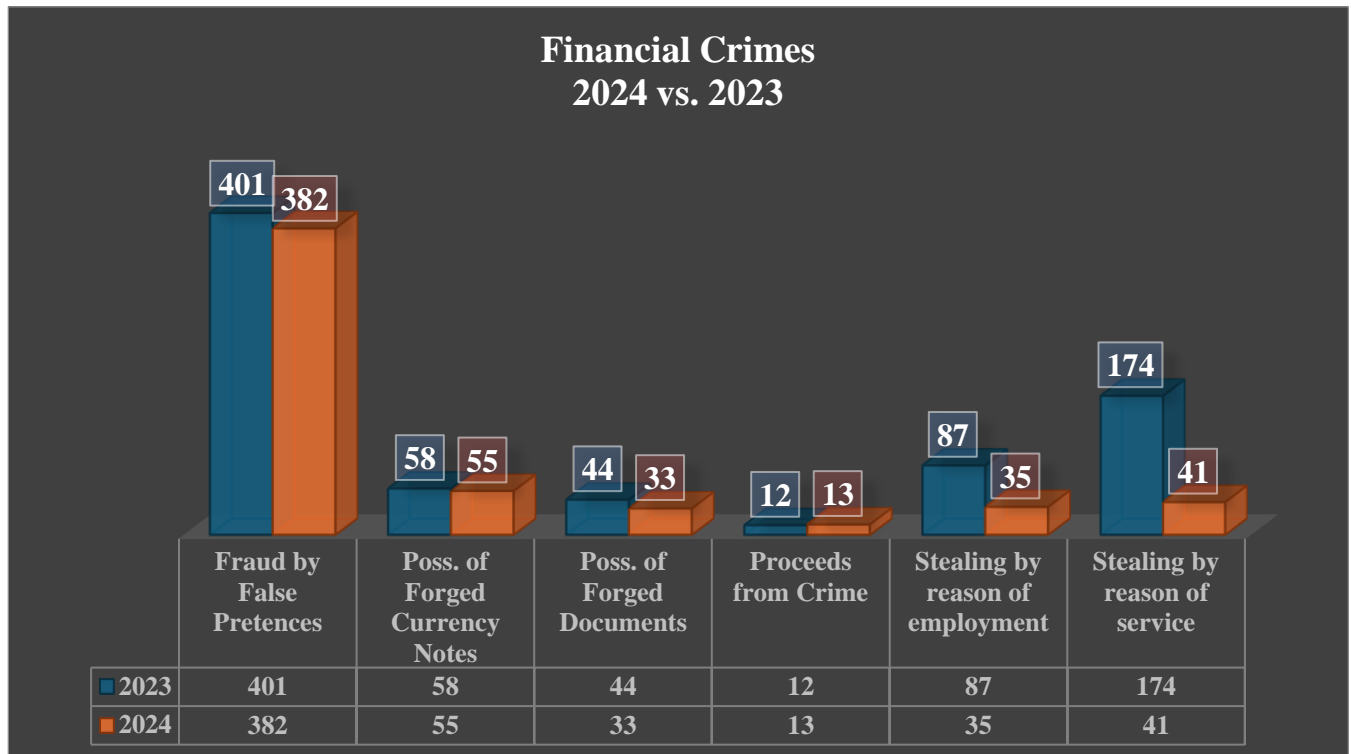
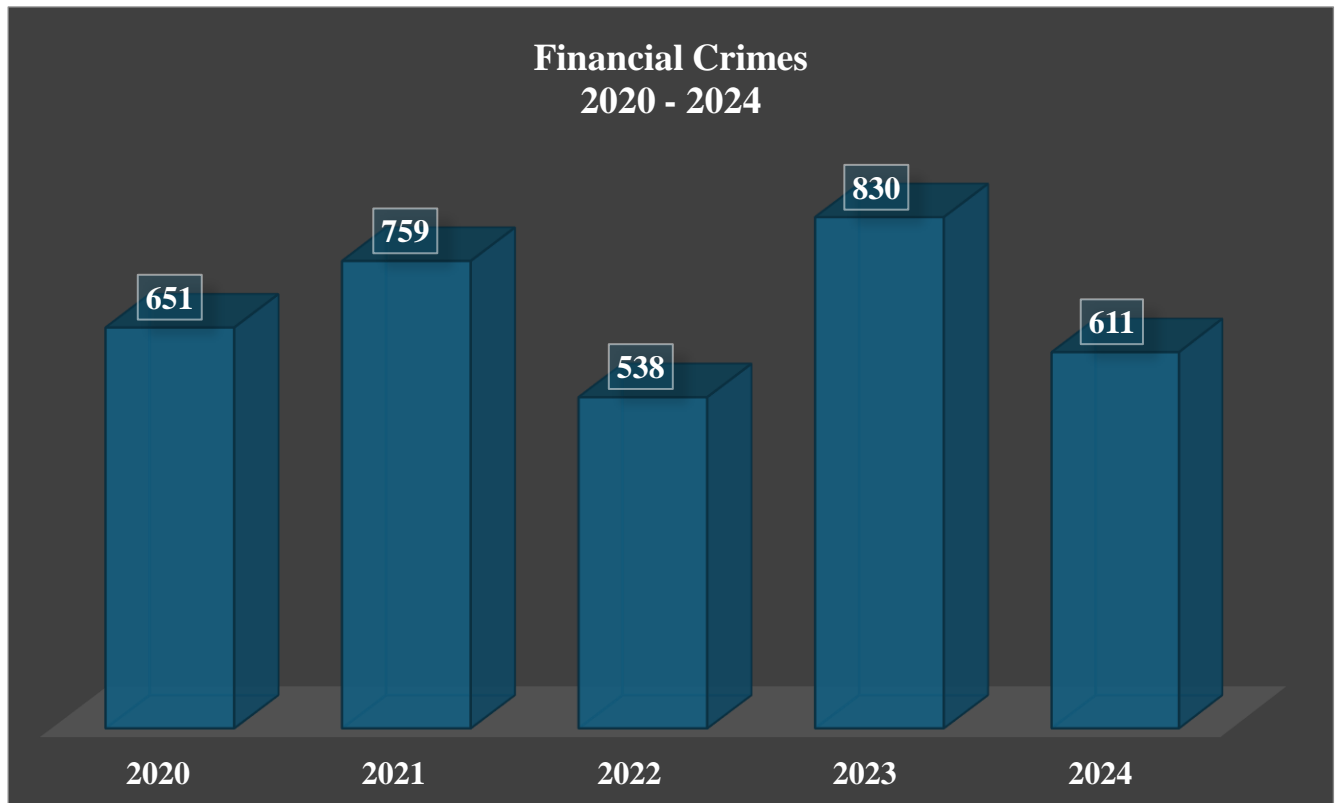
N.B. These are preliminary figures and are subject to change. Research and Policy Branch, RBPF

Financial Crimes
2024 vs. 2023

Incident	2024	2023	2022	2021	2020
Bribery	2	0	0	2	1
Extortion	15	11	10	8	12
Falsification of Accounts	2	0	3	3	1
Forgery	24	30	15	25	5
Fraud by False Pretences	382	401	204	313	245
Possession of Forged Currency Notes	55	58	82	64	59
Possession of Forged Documents	33	44	18	97	46
Proceeds from Crime	13	12	14	8	12
Stealing by reason of employment	35	87	56	80	60
Stealing by reason of service	41	174	130	148	208
Uttering Forged Currency Notes	9	13	4	9	2
Uttering Forged Documents	0	0	2	2	0
Total	611	830	538	759	651

Incident	2024	2023	% Change
Bribery	2	0	N/A
Extortion	15	11	36
Falsification of Accounts	2	0	N/A
Forgery	24	30	-20
Fraud by False Pretences	382	401	-5
Possession of Forged Currency Notes	55	58	-5
Possession of Forged Documents	33	44	-25
Proceeds from Crime	13	12	8
Stealing by reason of employment	35	87	-60
Stealing by reason of service	41	174	-76
Uttering Forged Currency Notes	9	13	-31
Uttering Forged Documents	0	0	0
Total	611	830	-26

N.B. These are preliminary figures and are subject to change. Research and Policy Branch, RBPB



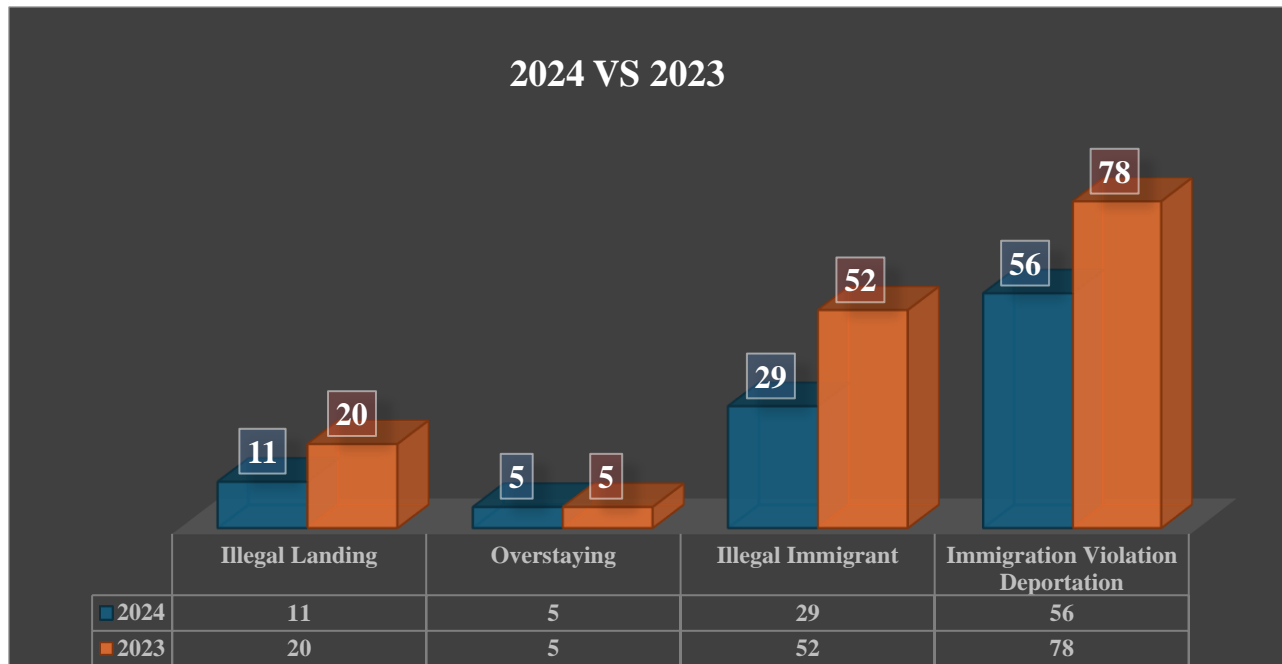
N.B. These are preliminary figures and are subject to change. Research and Policy Branch, RBPF

Immigration Violations

2024 vs. 2023

Category	2024	2023	% Change
Illegal Landing	11	6	83
Overstaying	5	3	67
Illegal Immigrant	29	9	222
Immigration Violation - Deportation	56	78	-28
Total	101	96	5

Incident	2024	2023	2022	2021	2020
Illegal Landing	11	20	24	18	10
Overstaying	5	5	9	5	3
Illegal Immigrant	29	52	34	56	34
Immigration Violation - Deportation	56	78	28	35	25
Total	101	155	95	114	72



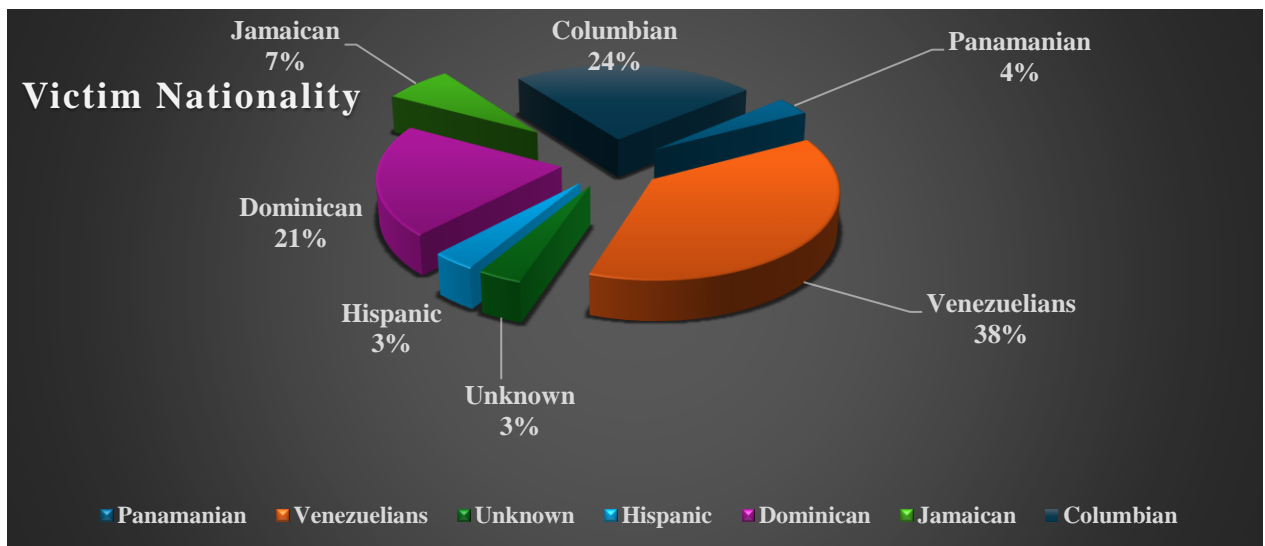
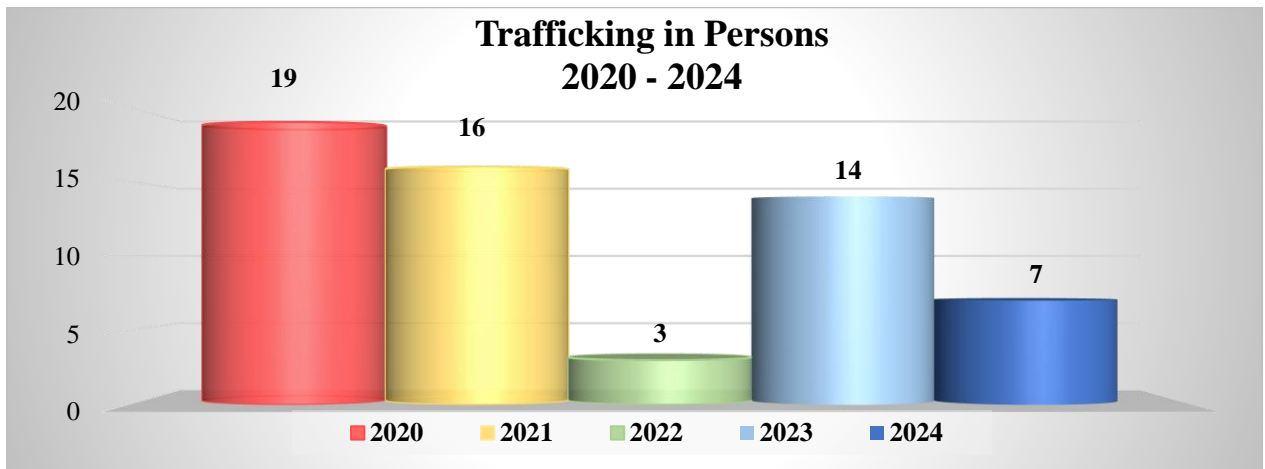
N.B. These are preliminary figures and are subject to change. Research and Policy Branch, RBPF

Trafficking in Persons

2024 vs. 2023

Category	2024	2023	% Change
Trafficking in Persons	7	14	-50

Incident	2024	2023	2022	2021	2020
Trafficking in Persons	7	14	3	16	19



N.B. These are preliminary figures and are subject to change. Research and Policy Branch, RBPF

Traffic Incidents - All Bahamas 2024

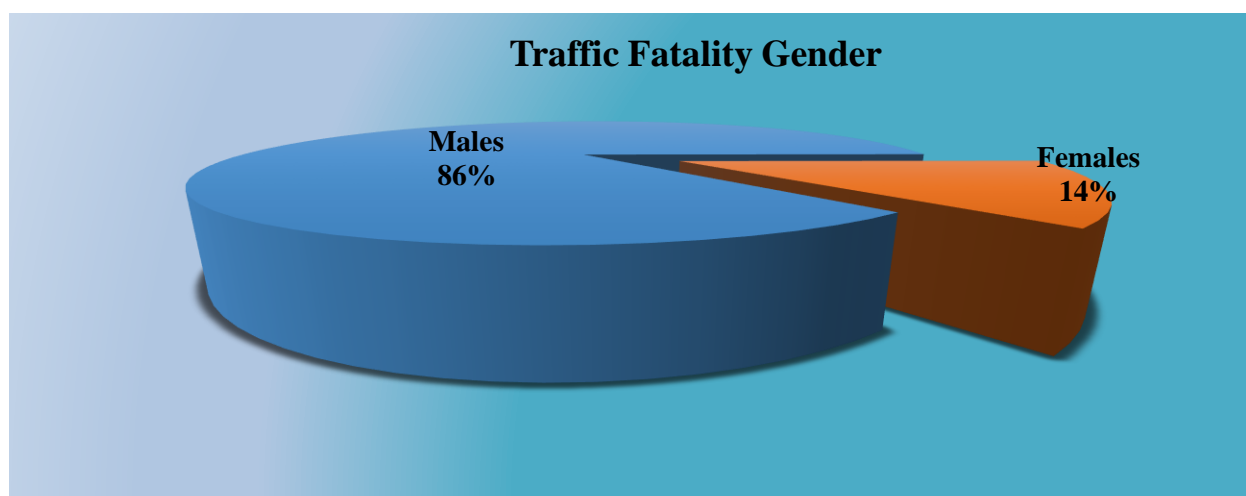
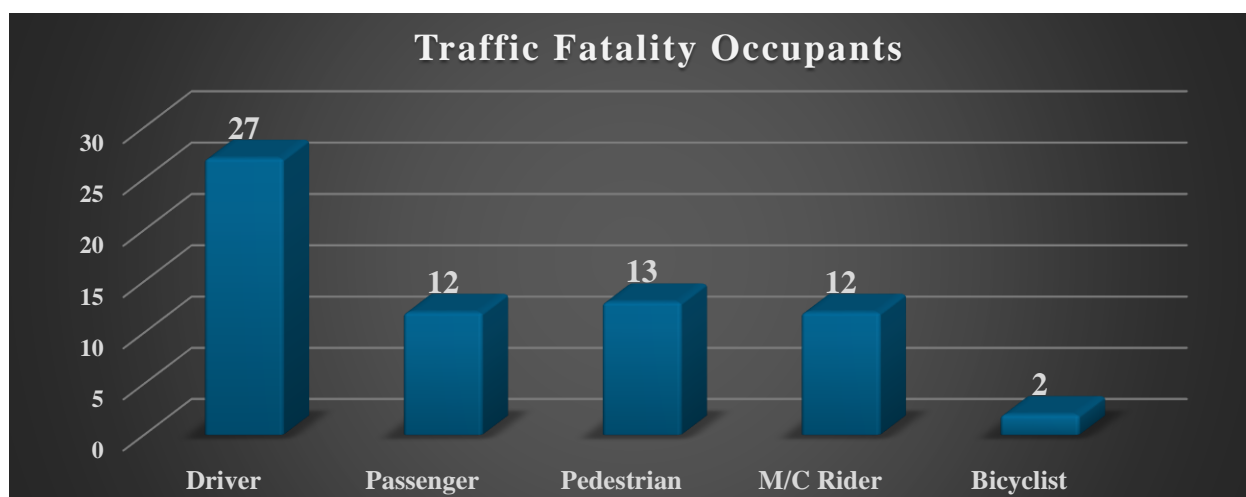
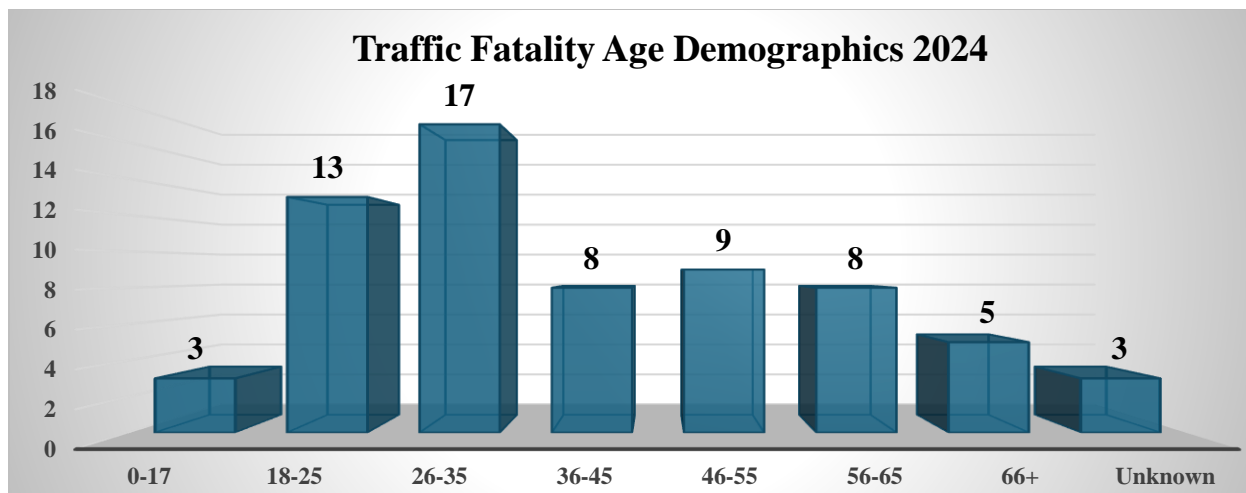
Fixed Penalty Notices – All Bahamas			
Category	2024	2023	% CHANGE
Fixed Penalty Notices	20,737	23,815	-13

Road Accident Reports			
Category	2024	2023	% CHANGE
Fatal Accidents	59	51	16
Damage only	7,571	7,371	3
Hit & Run	1,293	1,354	-5
Minor Injuries	2,123	2,135	-1
Serious Injuries	111	112	-1
Total	11,157	11,023	1

Victims of Fatal Accidents			
Category	2024	2023	% CHANGE
Fatal Crash Victims	66	51	29

Road Accident Reports by District				
Accident Type	New Providence	Grand Bahama	Family Islands	Total
Fatality	36	10	13	59
Damage only	6,555	799	217	7,571
Hit & Run	1,174	97	22	1,293
Minor Injuries	1660	330	133	2,123
Serious Injuries	31	37	43	111

N.B. These are preliminary figures and are subject to change. Research and Policy Branch, RBPF



N.B. These are preliminary figures and are subject to change. Research and Policy Branch, RBPF

Training 2024
Internal, External & International

Course/Seminar	Number of Officers Trained
Immigration Recruits Drill	35
Immigration Recruits Firearms	35
Immigration Recruits Drill (2)	68
SIB VIP Protection Course (Multi-Agency)	50
Prosecutions	9
Law Enforcement Decoy Trainers (Multi- Organization)	32
Immigration Drill Instructors	3
Firearms Instructor	15
Constable Development	50
Assistant Superintendent Leadership Course	26
Superintendent Leadership Course	19
Firearms Instructor	15
AS400 Initial	2
NAD	7
Firearms Instructor	15
Constable Development	50
Assistant Superintendent Leadership Course	26
Superintendent Leadership Course	19
DEHS Security Officers Refresher	31
Defensive Driving (RBDF)	19
Inspectors Leadership Course	24
Sergeant's Management Course	26
Corporal's Supervisory Course	22
Defensive Driving Trucks	18
Marine Course	10
AS400 Supervisors Refresher	19
Inspector's Leadership Course	24
Sergeant's Management Course	26
Corporal's Supervisory Course	22
Immigration Recruit's (Drill)	68
Paradise Games Bahamas Limited (Security Seminar)	40
Inspector's Management Course	20
Domestic Violence Course	17
Active Shooter	17
Senior Commander's Complete Leadership //Refresher Course	24
Advanced Crime Scene Investigation Course	12
Domestic Violence Course	17
SWAT	38
Ministry of Education Security Officer's Training	23
Inspector's Management Course	20
In-house Training	
A, B, C, Squads 2024	100
Train the Trainer Seminar	9
Total	1,122