

THE ROYAL BAHAMAS POLICE FORCE

Creating Safer Communities

Meet The Press 2022



 @rbpf_info •  @RBPFPolice •  PoliceRBPf •  @RBPForce •  <http://www.royalbahamaspolice.org>

Table of Contents

Nationwide Crime Analysis 2021 vs 2020	1
Nationwide Crime Statistics 2021 vs 2020	3
Murder.....	4
Sexual Offences	6
Armed Robbery.....	7
Housebreakings.....	9
Stolen Vehicles	10
New Providence District Reported Crime Statistics	12
New Providence District Divisional Breakdown.....	13
Grand Bahama & Northern Bahamas District Reported Crime Statistics	14
Grand Bahama & Northern Bahamas District Divisional Breakdown	15
Family Islands District Reported Crime Statistics.....	16
Family Islands Divisional Breakdown Divisional Breakdown.....	17
Cybercrime.....	18
Crime Scene Investigations.....	18
Illegal Firearm Discovery and Seizure Demographics 2021	19
Dangerous Drugs Discovery, Seizures and Arrests 2021	20
Missing Persons	21
Emergency Powers Order (Breach)	22
Other Police Activities.....	23
Complaints Against Police Officers.....	24
Fire Calls.....	25
Miscellaneous Incidents.....	26
Domestic Related Cases.....	28
Police Involved Shootings	29
Suicide Incidents.....	30
Drowning Incidents.....	30
Sudden Death – Natural Causes.....	32

Financial Crimes	33
Immigration Violations	35
Trafficking in Persons	36
Traffic Incidents	37
Training	38

Nationwide Crime Analysis 2021 vs 2020

Preliminary figures for 2021 indicate that major crimes remain unchanged with 4,081 cases, compared to 4,064 in 2020. There was a 13% regional decrease in crime on the Family Islands when compared to 2020. There were regional increases in New Providence and Grand Bahama at rates of 2% and 1% respectively, when compared to 2020.

Notably, there were regional decreases in crimes against the property across the board for 2021 at rates of 3% in New Providence, 1% in Grand Bahama and 9% on the Family Islands. Crimes against the person increased by 18% with 870 incidents, compared to 736 in 2020. There was a 38% regional decrease in crimes against the person on the Family Islands when compared to 2020. However, there were regional increases in New Providence and Grand Bahama at rates of 22% and 19% respectively.

Homicides increased by 63% with 119 incidents, compared to 73 in 2020. There were 104 murders in New Providence, 12 in Grand Bahama, and 3 in the Family Islands District, with an overall solvency rate of 56%. Victims between the ages of 18 and 35 represented 64% of all homicides. Retaliation and conflict were the most common motives for murder representing 45% collectively. Based on preliminary figures, homicides were more likely to occur on a Thursday than any other day of the week. Homicides were more prevalent in the **Northeastern, Southern and South Central Divisions**, accounting for 45% of the overall total. Fatal gunshot wound was the leading cause of death for homicides accounting for 104 incidents.

Armed Robberies increased by 33% with 415 incidents, compared to 313 in 2020. Armed robberies occurred mostly between the hours of 6pm and 10pm. Based on preliminary figures armed robberies were more likely to occur on a Thursday than any other day of the week. Armed Robberies were more prevalent in the **Southwestern, Northeastern and South Central Divisions** accounting for 56% of the overall total. Most armed robberies occurred at business establishments, at the street level, and at residences. Firearms continue to be the weapon of choice for the commission of armed robberies. Males represented the highest percentage of victims at 63%, compared to female victims at 37%.

Robberies increased by 4% with 96 incidents, compared to 92 in 2020. Robberies occurred mostly between the hours 6pm and 8pm. Based on preliminary figures, robberies were more likely to occur on a Tuesday than any other day of the week. Males represented the highest percentage of victims at 62%, compared to female victims at 38%.

Stolen vehicles increased by 29% with 296 incidents, compared to 230 in 2020. **Nissans** were the most targeted vehicles representing 40% of all vehicles stolen. Nissan Note and Nissan March were the predominant models stolen, while residences were the most targeted locations. Stolen vehicle cases were more prevalent in the Southwestern Division which accounted for 23% of the overall total. Thirty-four percent of stolen vehicles for 2021 were recovered.

Stealing from vehicles decreased by 21% with 690 incidents, compared to 869 in 2020. The most frequent items stolen included cash, car batteries, personal effects and cellular phones. Nissan Notes were most frequently targeted, with Honda Accords trending close behind. Based on preliminary figures, stealing from vehicles were more likely to occur on a Friday than any

other day of the week. Stealing from vehicle cases were mostly reported in the Southwestern, Northeastern and Cable Beach Divisions accounting for 37% of reported cases.

Housebreakings decreased by 14% with 522 incidents, compared to 606 in 2020. The **New Providence District** accounted for 338 or 65% of all housebreakings, most of which occurred in the **Eastern**, Southwestern, South Central and Southeastern Divisions accounting for 54% of all cases. **Grand Bahama**, including **Abaco and Bimini**, accounted for 106 or 20% of housebreakings, most of which occurred in Abaco with 49 incidents. The **Family Islands District** accounted for the remaining 78 or 15% of housebreakings, most of which occurred in Eleuthera with 28 incidents.

Shopbreakings decreased by 9% with 495 incidents, compared to 546 in 2020. The **New Providence District** accounted for 388 or 78% of all shopbreakings, most of which occurred in the **Northeastern Division**, accounting for 25% of all cases. **Grand Bahama**, including **Abaco and Bimini**, accounted for 53 or 11% of shopbreakings, most of which occurred in the **Central Division** with 16 incidents. The **Family Islands District** accounted for the remaining 54 or 11% of shopbreakings, most of which occurred in Andros with 21 incidents. Based on preliminary figures, shopbreakings were more likely to occur on a Friday than any other day of the week.

For the period in review, a total of 277 **firearms** and 3,430 rounds of ammunition were discovered and/or seized throughout the Commonwealth of The Bahamas. As a result, 145 persons were charged with possession of illegal firearms. Additionally, **ShotSpotter** detected a total of 704 gunshot incidents, consisting of 470 multiple shots , 162 single shots and 72 probable shot incidents, totaling 2,933 rounds discharged.

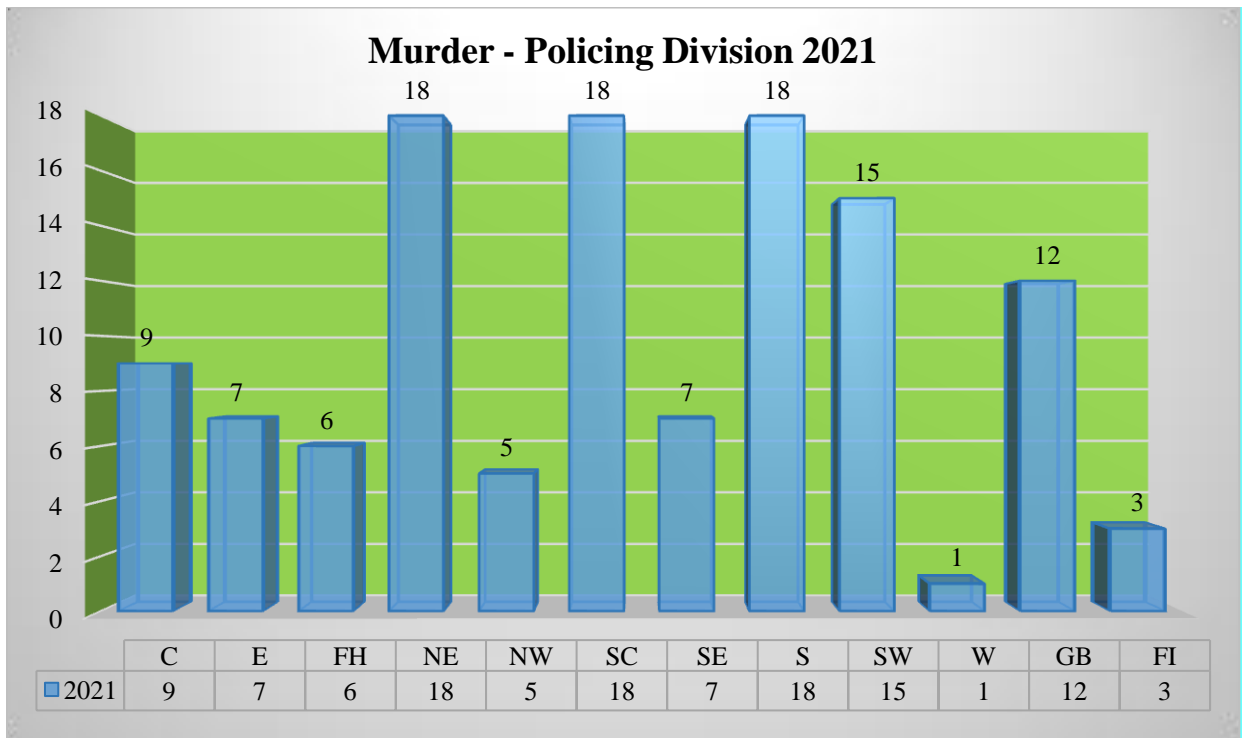
There were 1,218 curfew breaches and an additional 2,518 breaches to the Emergency Powers Order. Furthermore, officers of the Royal Bahamas Police Force conducted 26,625 field check patrols, 852 road checks and executed 714 search warrants throughout the Commonwealth of The Bahamas. As a result of these efforts, 17,008 persons were arrested for various major and minor offences. Of this number, 7,157 persons were charged and placed before the Court, representing a 42% charge rate.

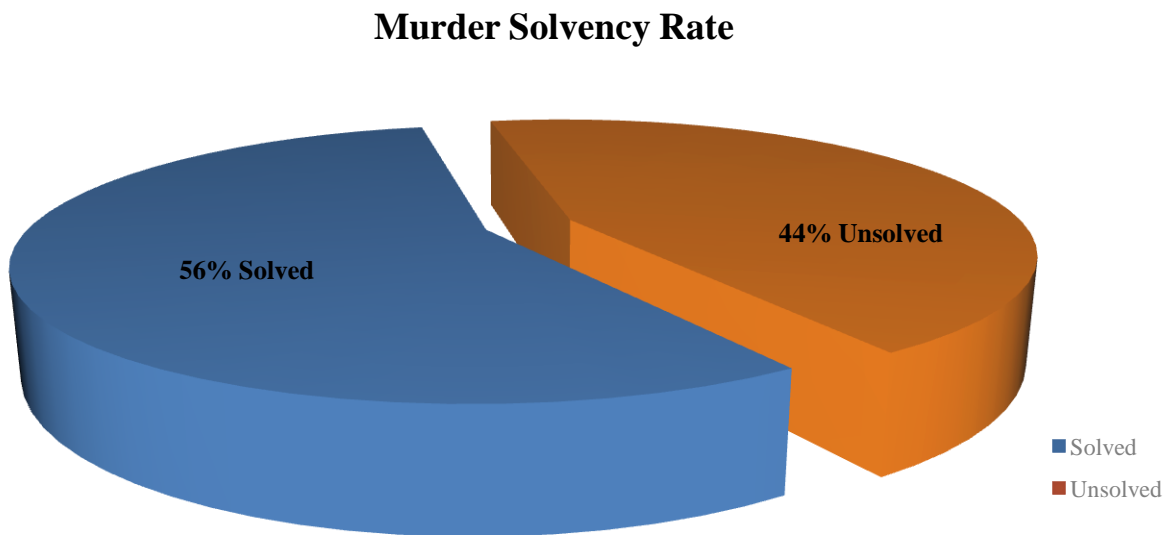
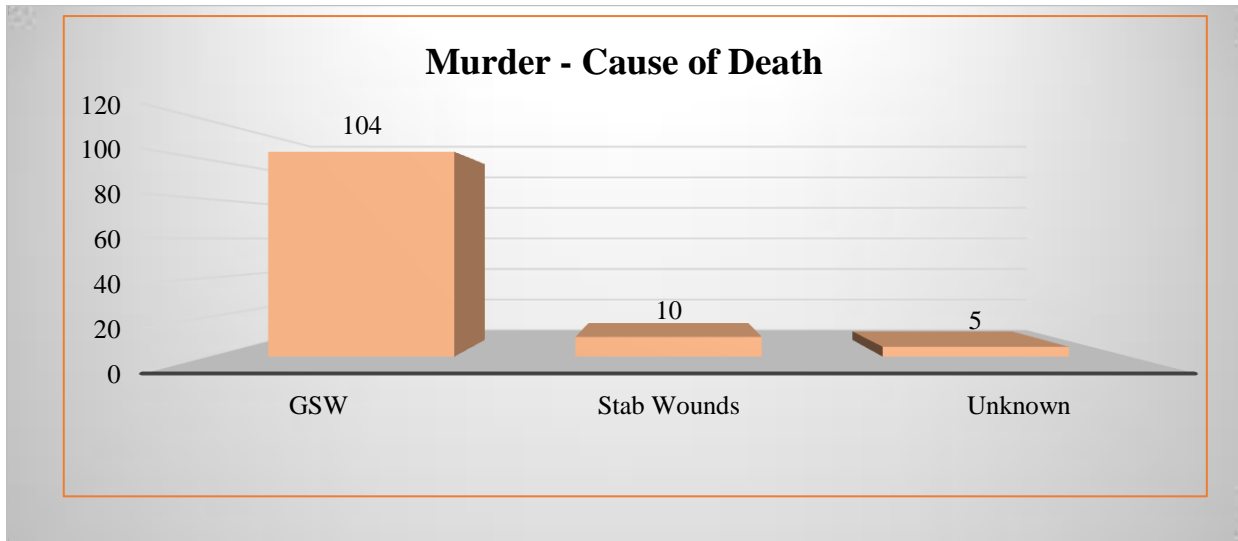
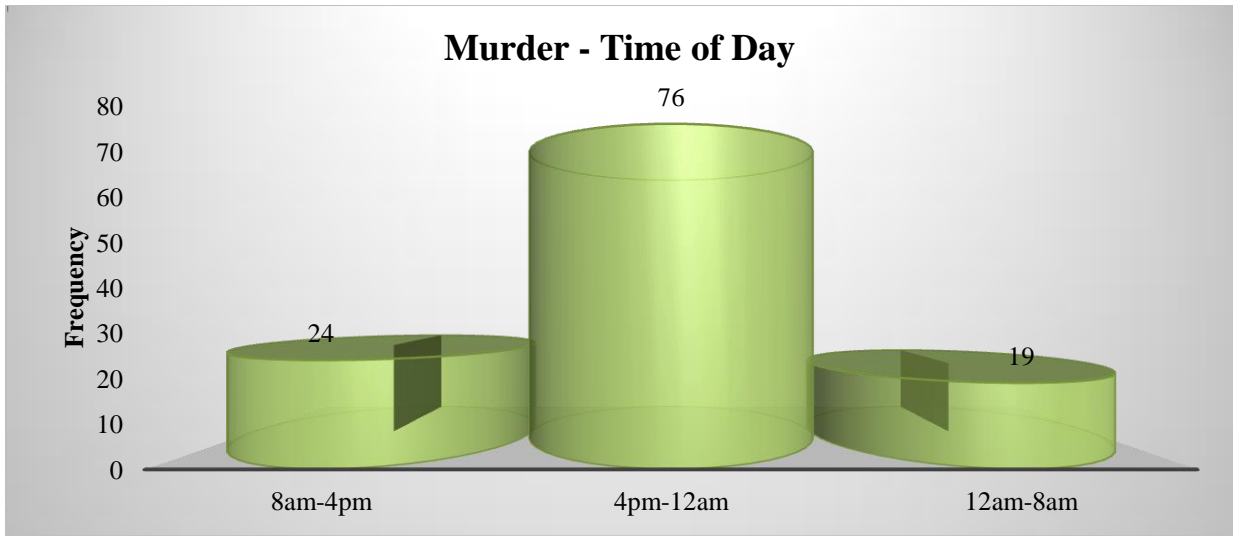
**Nationwide Crime Statistics
All Bahamas - 2021 vs 2020**

Crimes Against the Person	2021	2020	% CHANGE
Murder	119	73	63
Attempted Murder	43	32	34
Manslaughter	3	2	50
Rape	48	45	7
Attempted Rape	6	5	20
Unlawful Sexual Intercourse	125	163	-23
Armed Robbery	415	313	33
Robbery	96	92	4
Attempted Robbery	15	11	36
Sub-Total	870	736	18
Crimes Against the Property	2021	2020	% CHANGE
Burglary	81	127	-36
Housebreaking	522	606	-14
Shopbreaking	495	546	-9
Stealing	1127	950	19
Stealing from Vehicle	690	869	-21
Stolen Vehicle	296	230	29
Sub-Total	3211	3328	-4
Total	4081	4064	0

Murder

In 2021, murders increased by 63%, with 119 cases compared to 73 in 2020.

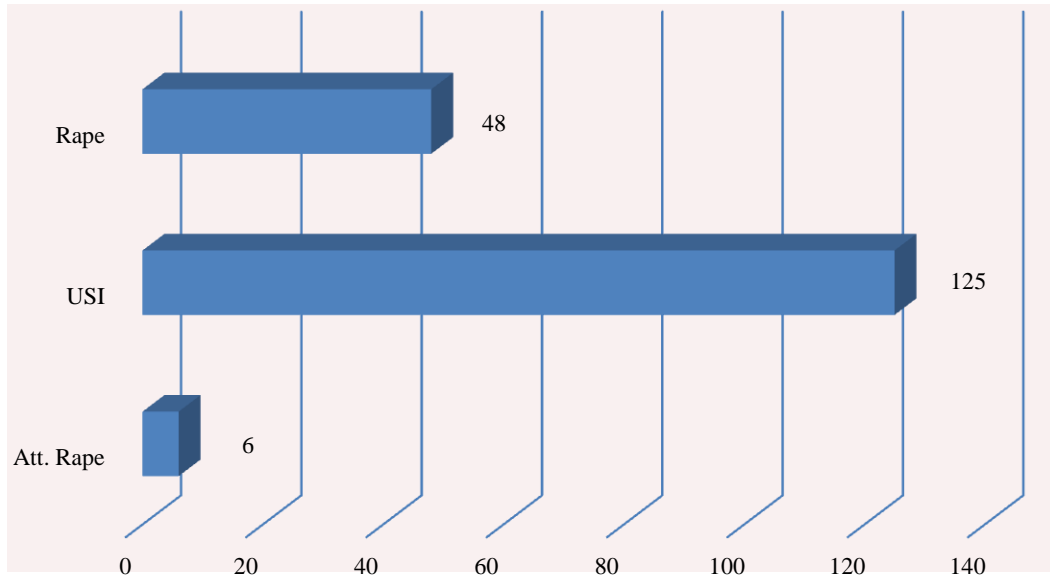




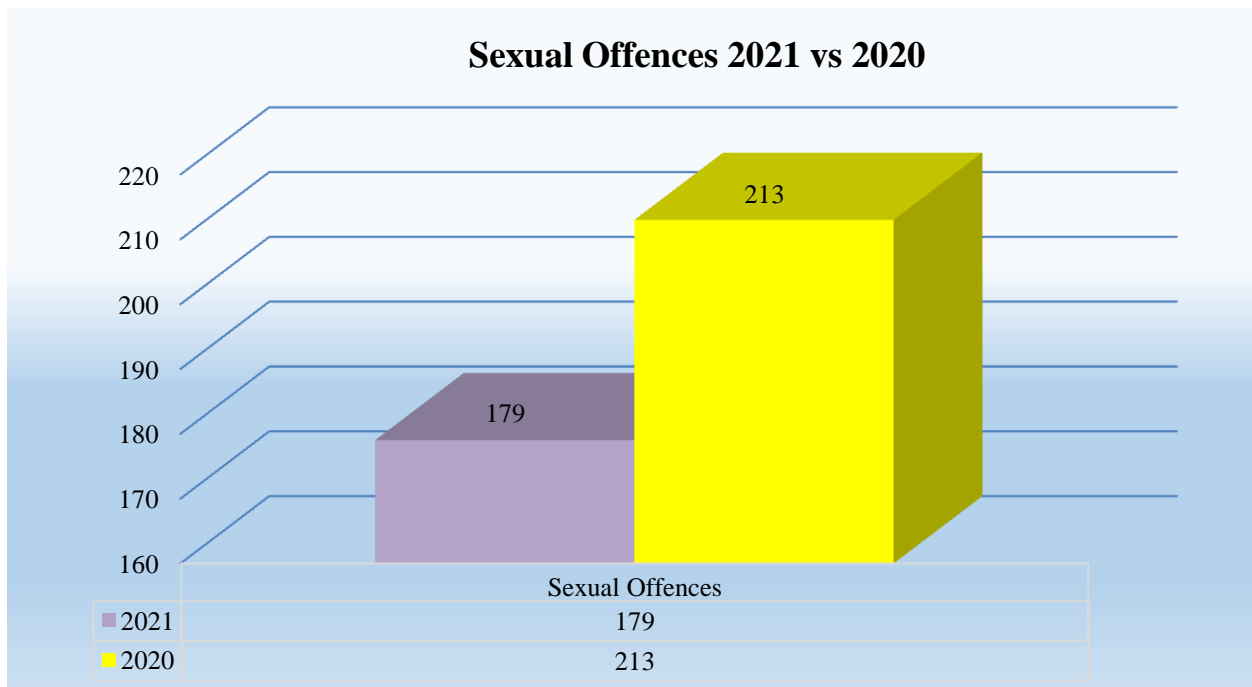
Sexual Offences

In 2021, reports of sexual offences decreased by 16% with 179 cases, compared to 213 in 2020. These offences include rape, unlawful sexual intercourse and attempted rape. (N.B. Unlawful sexual intercourse includes incest).

Sexual Offences

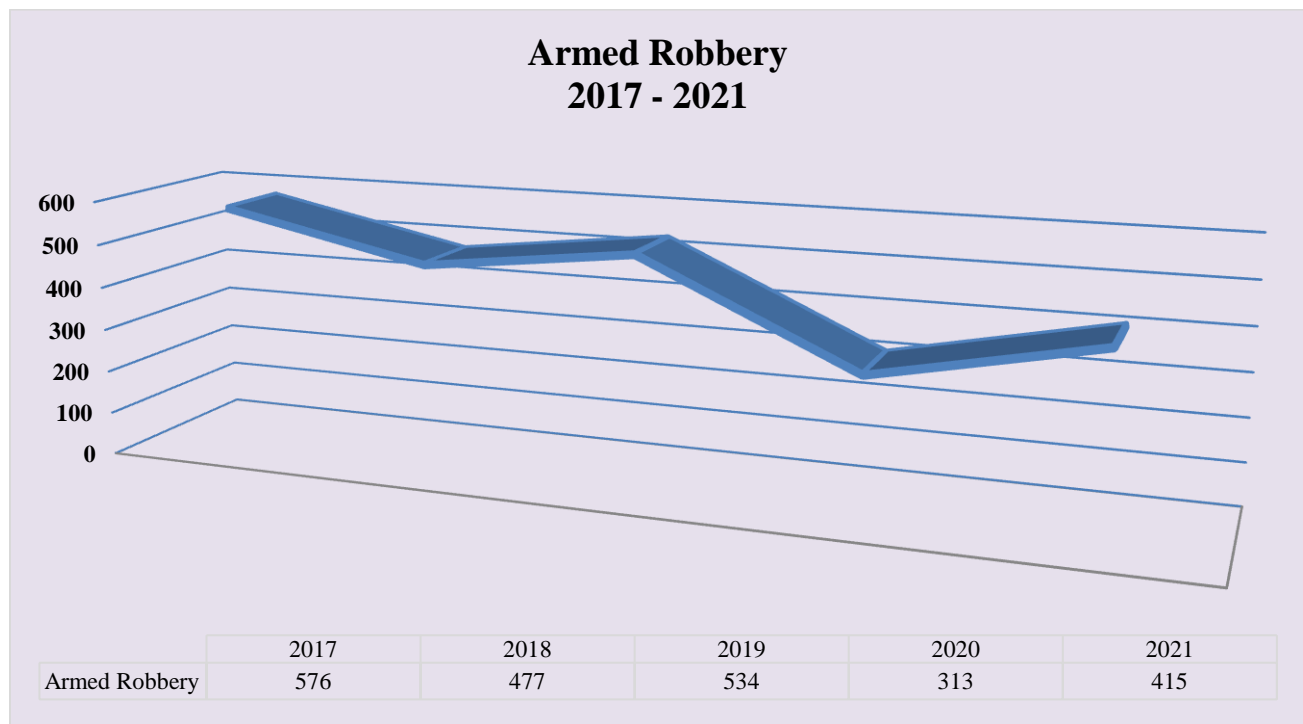
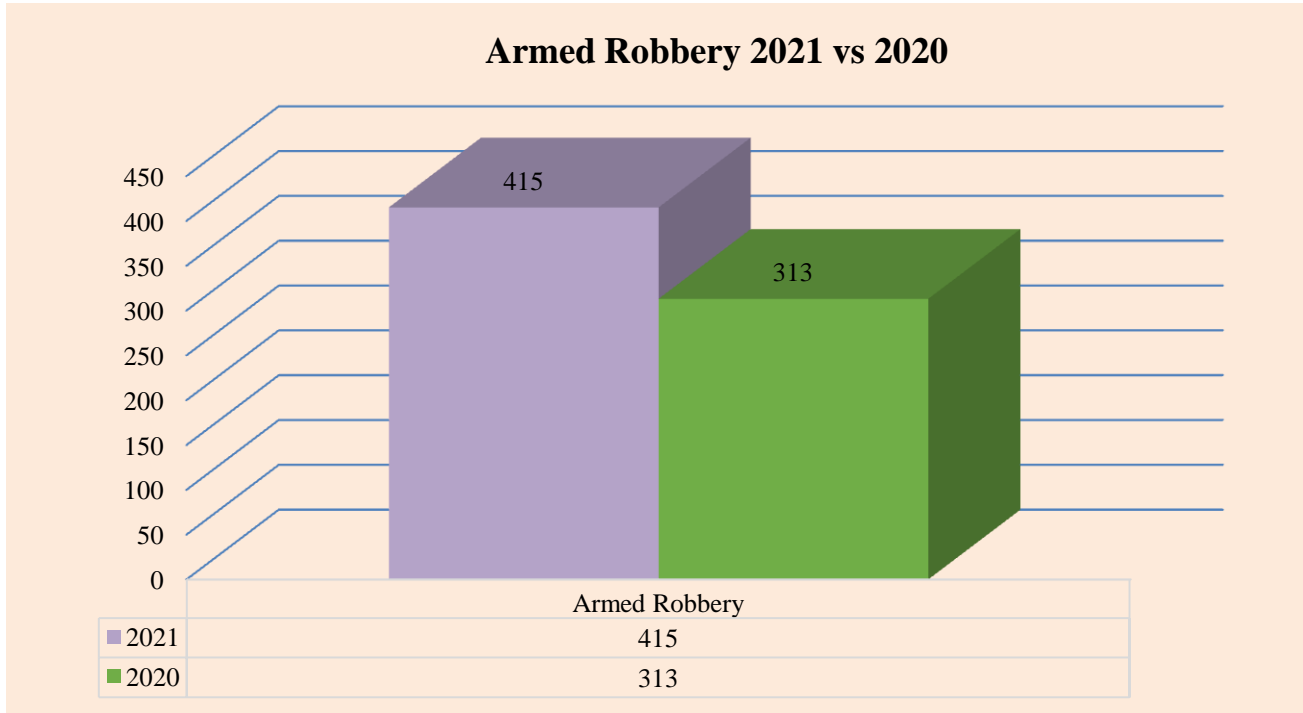


Sexual Offences 2021 vs 2020

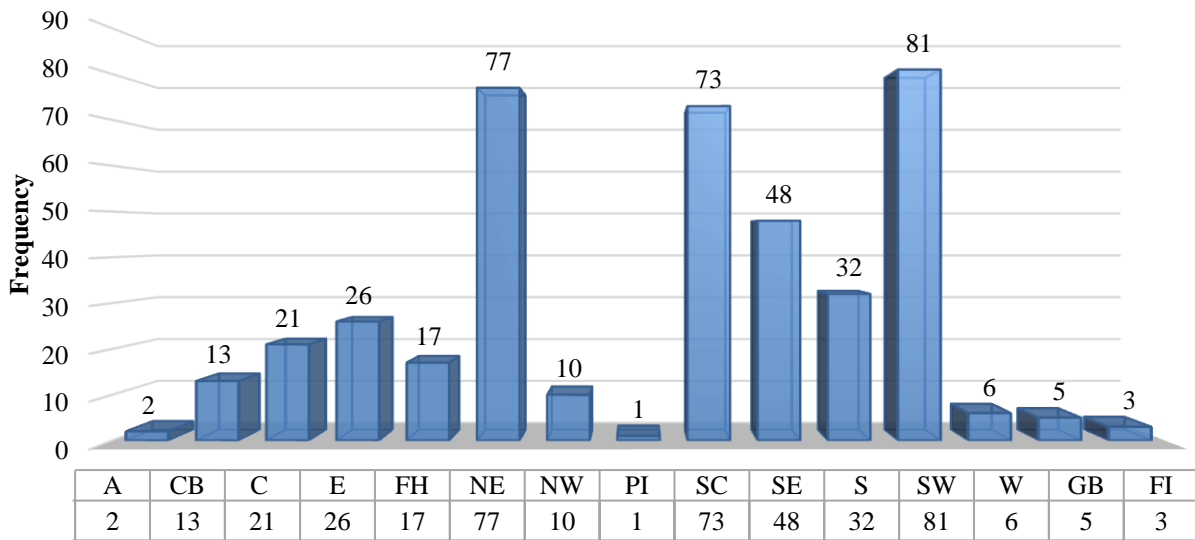


Armed Robbery

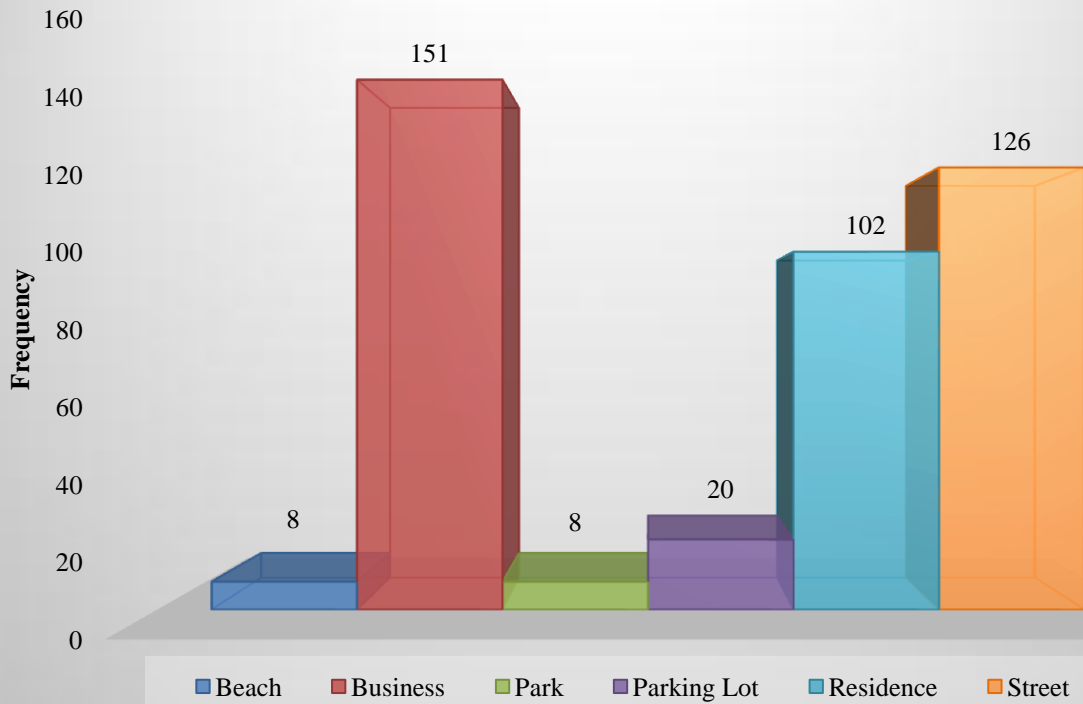
For the period in review, armed robberies increased by 33%, with 415 incidents, compared to 313 in 2020.

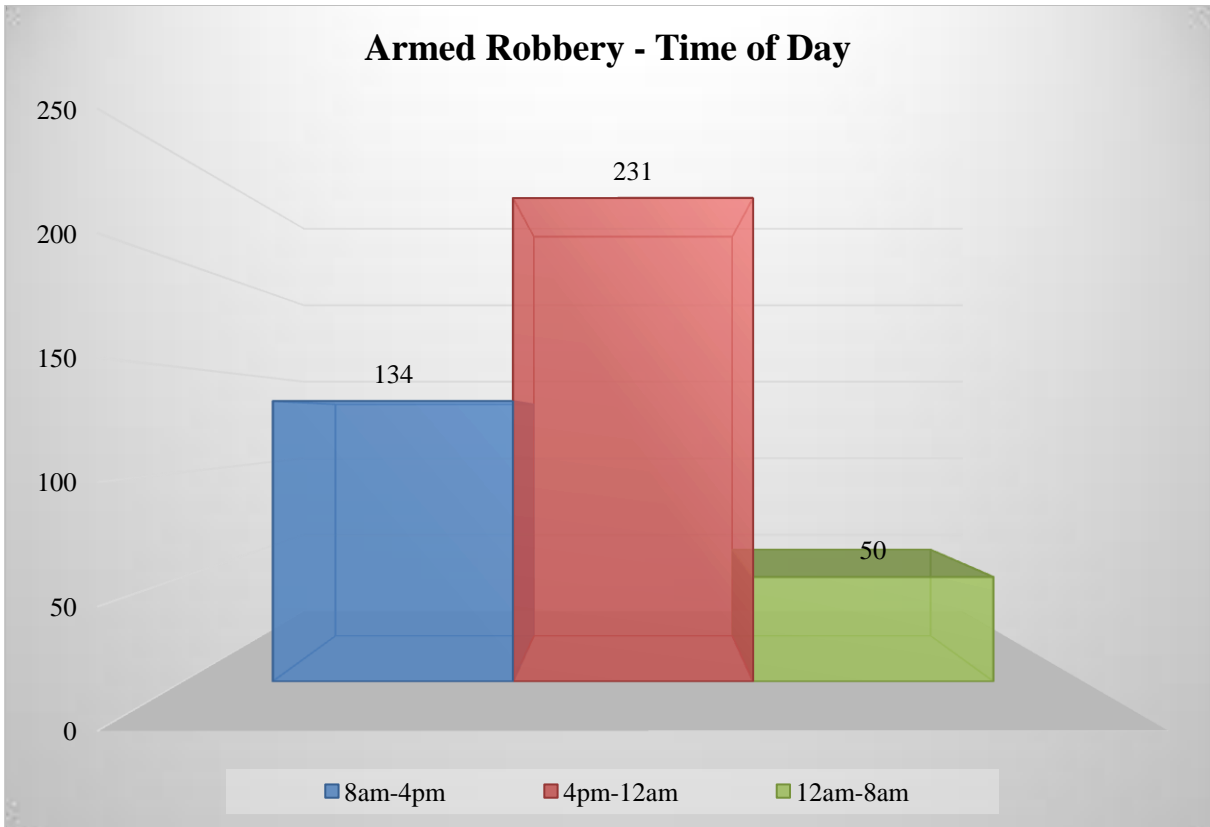


Armed Robbery - Police Divisions 2021



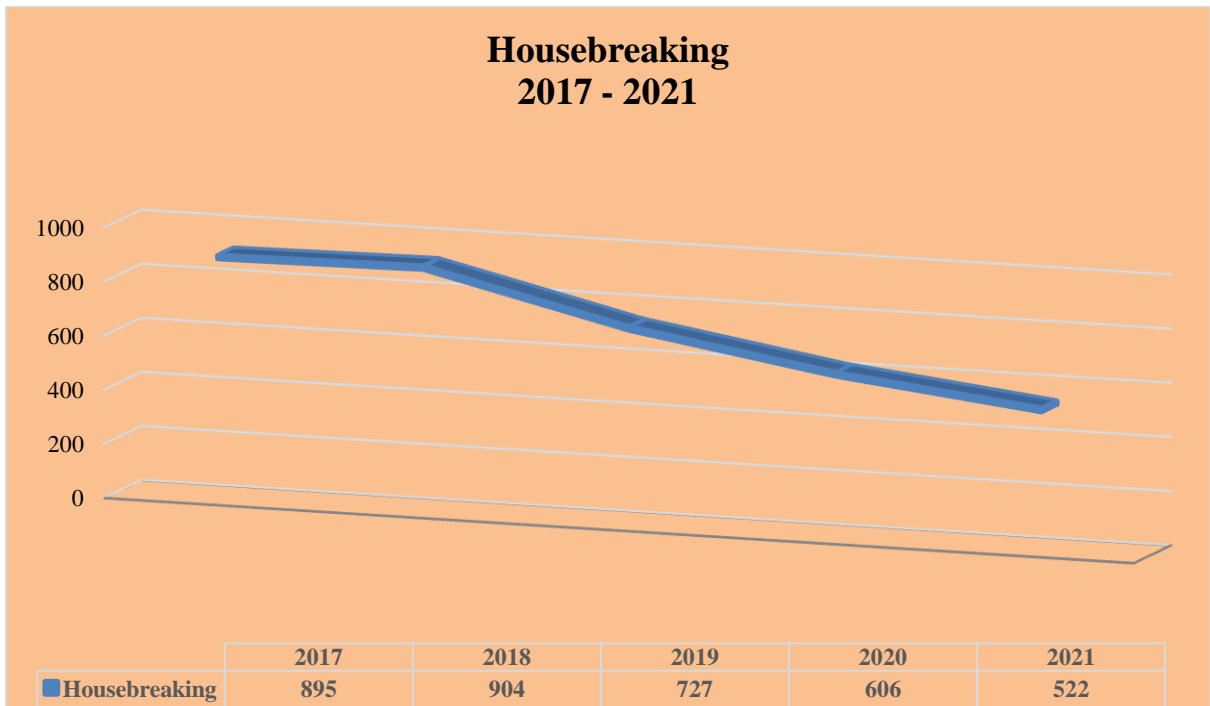
Armed Robbery - Incident Location





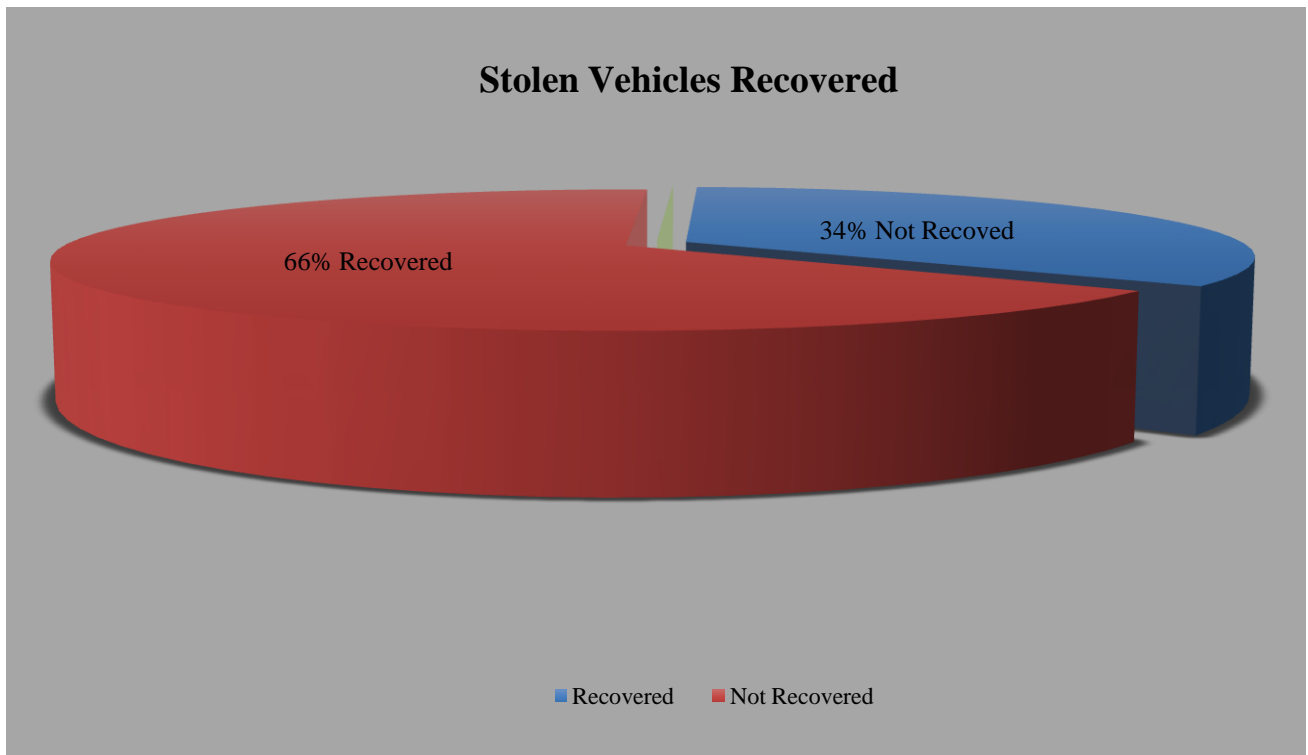
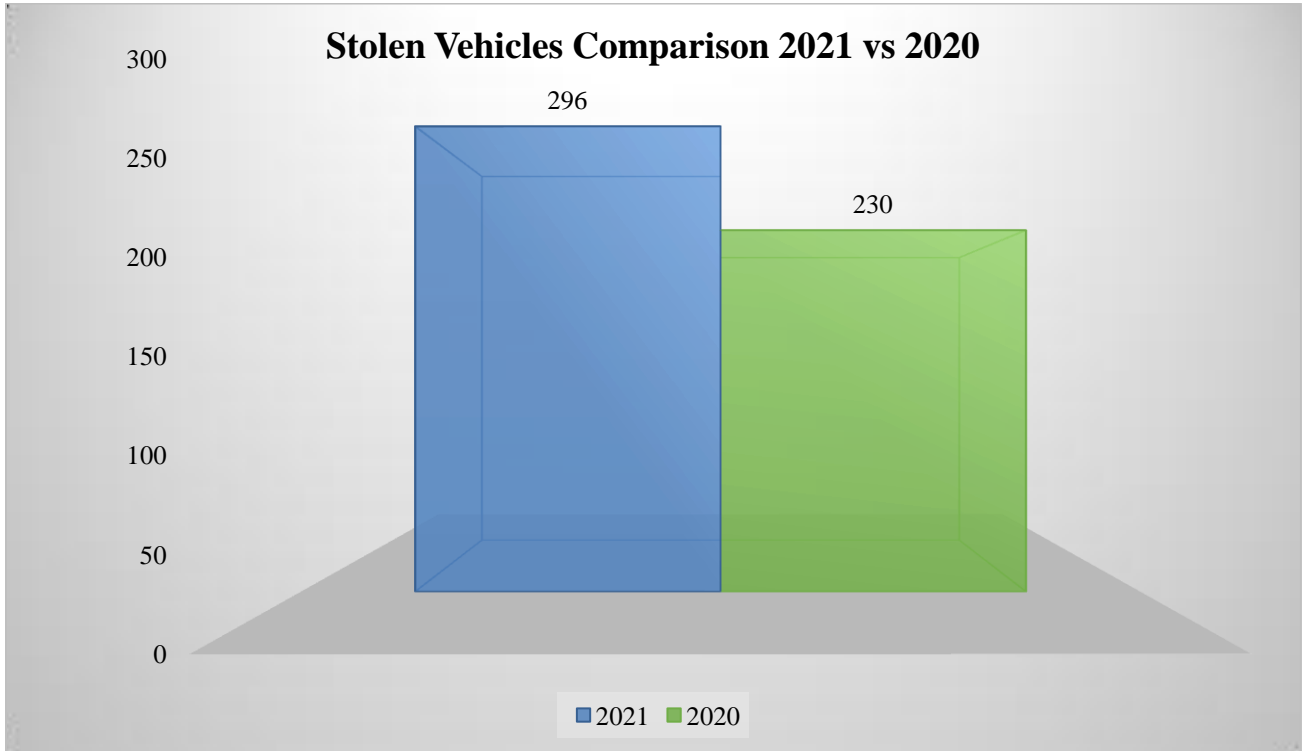
Housebreakings

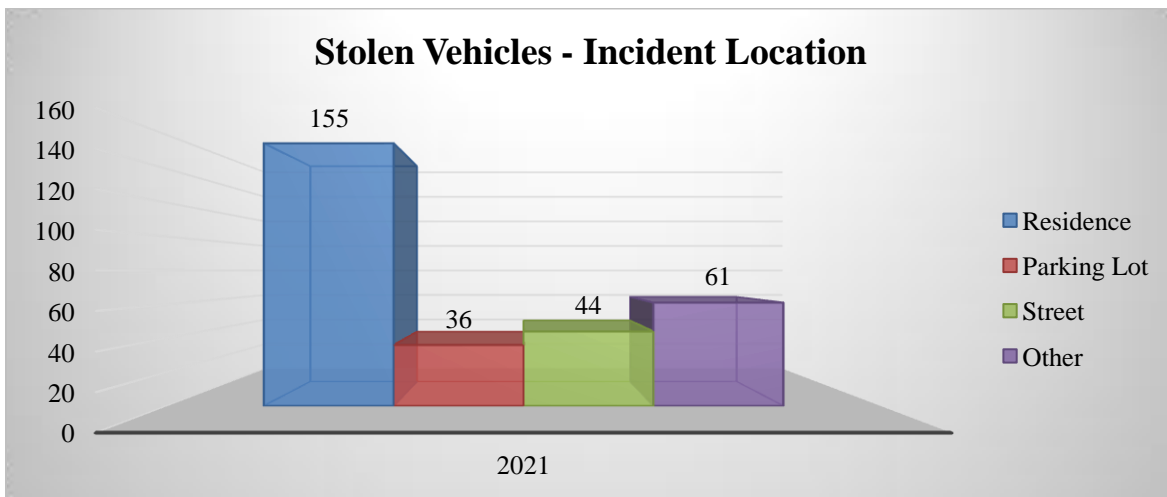
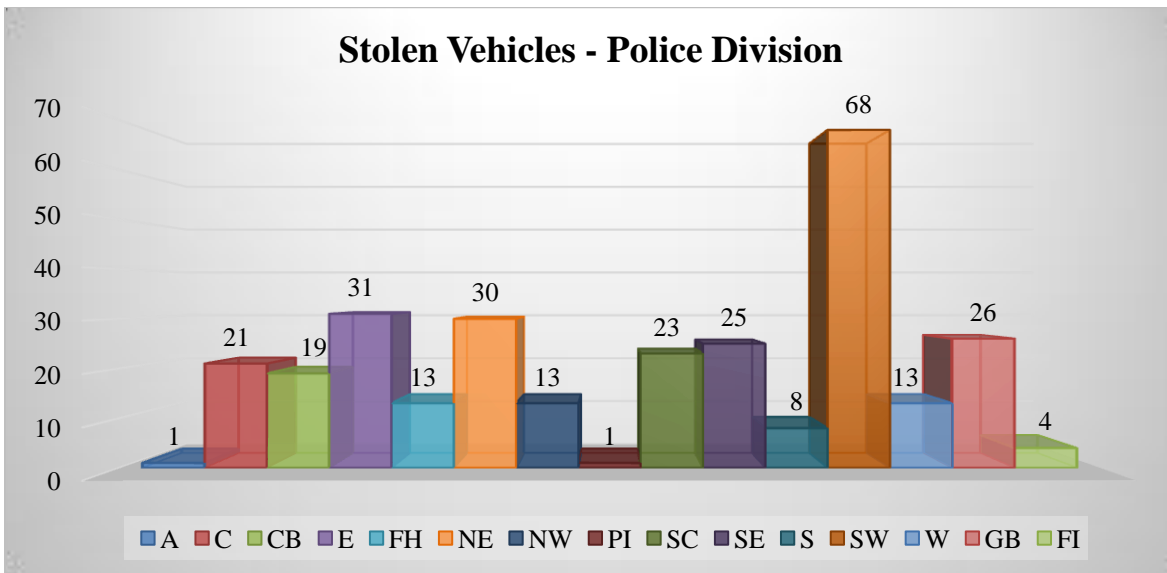
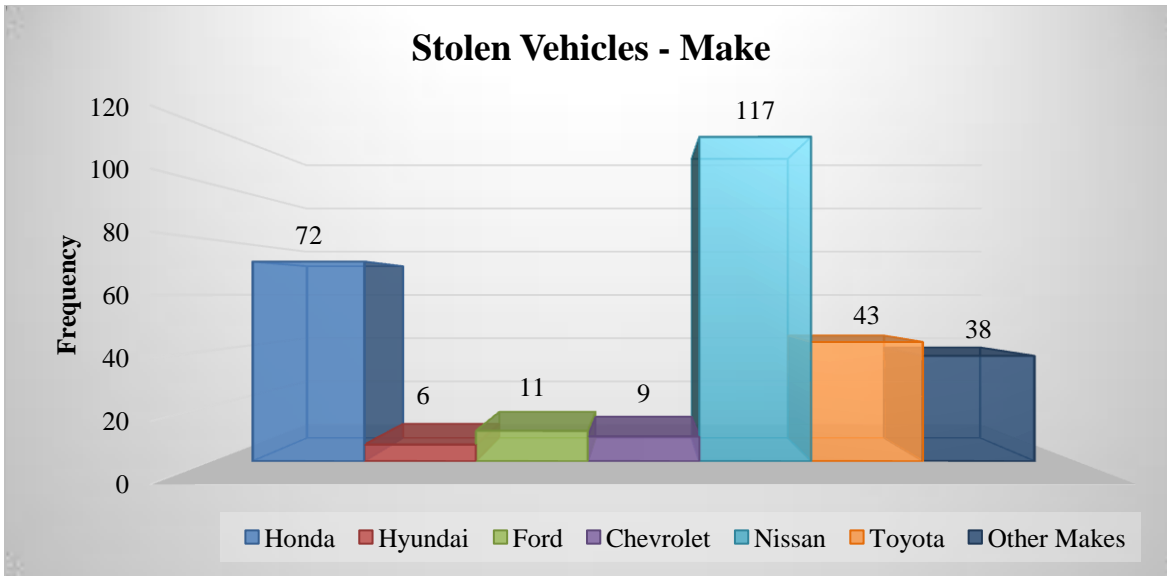
In 2021, housebreakings decreased by 14%, with 522 incidents compared to 606 in 2020.



Stolen Vehicles

In 2021, stolen vehicles increased by 29% with 296 incidents, compared to 230 in 2020. One hundred two or 34% of vehicles stolen for the year were recovered.





**New Providence District
Reported Crime Statistics
2021 vs 2020**

Crimes Against the Person	2021	2020	% CHANGE
Murder	104	59	76
Attempted Murder	33	26	27
Manslaughter	3	0	N/A
Rape	40	37	8
Attempted Rape	4	5	-20
Unlawful Sexual Intercourse	92	117	-21
Armed Robbery	407	300	36
Robbery	86	88	-2
Attempted Robbery	13	10	30
Sub-Total	782	642	22
Crimes Against the Property	2020	2019	% CHANGE
Burglary	63	115	-45
Housebreaking	338	382	-12
Shopbreaking	388	391	-1
Stealing	804	670	20
Stealing from Vehicle	625	801	-22
Stolen Vehicle	266	211	26
Sub-Total	2484	2570	-3
Total	3266	3212	2

**New Providence District
Divisional Breakdown 2021**

Crimes Against the Person	A	CB	C	E	FH	NE	NW	PI	SC	SE	S	SW	W	Total
Murder	0	0	9	7	6	18	5	0	18	7	18	15	1	104
Attempted Murder	0	0	0	2	3	1	1	0	4	4	13	4	1	33
Manslaughter	0	0	0	0	0	0	0	0	1	0	1	1	0	3
Rape	0	0	2	1	0	1	2	3	6	5	5	11	4	40
Attempted Rape	0	0	0	0	0	0	0	0	3	1	0	0	0	4
Unlawful Sex	0	2	5	9	5	6	2	1	10	21	7	22	2	92
Armed Robbery	2	13	21	26	17	77	10	1	73	48	32	81	6	407
Robbery	0	3	10	3	2	14	3	0	15	9	9	14	4	86
Attempted Robbery	0	1	0	0	0	1	0	0	3	1	0	5	2	13
Sub Total	2	19	47	48	33	118	23	5	133	96	85	153	20	782
Crimes Against the Property	A	CB	C	E	FH	NE	NW	PI	SC	SE	S	SW	W	Total
Burglary	0	9	4	5	3	6	4	1	12	5	5	7	2	63
Housebreaking	0	23	11	54	24	25	20	1	41	39	26	50	24	338
Shopbreaking	0	5	54	10	12	96	27	0	63	43	29	42	7	388
Stealing	5	55	60	82	42	68	37	35	67	92	57	154	50	804
Stealing from Vehicle	7	77	41	60	24	82	58	6	52	64	30	98	26	625
Stolen Vehicle	1	19	21	31	13	30	13	1	23	25	8	68	13	266
Sub Total	13	188	191	242	118	307	159	44	258	268	155	419	122	2484
TOTAL	15	207	238	290	151	425	182	49	391	364	240	572	142	3266

Grand Bahama & Northern Bahamas District (Abaco & Bimini)
Reported Crime Statistics
2021 vs 2020

Crimes Against the Person	2021	2020	% CHANGE
Murder	12	9	33
Attempted Murder	9	5	80
Manslaughter	0	1	N/A
Rape	4	8	-50
Attempted Rape	1	0	N/A
Unlawful Sexual Intercourse	21	16	31
Armed Robbery	5	11	-55
Robbery	9	2	350
Attempted Robbery	1	0	N/A
Sub-Total	62	52	19
Crimes Against the Property	2021	2020	% CHANGE
Burglary	5	10	-50
Housebreaking	106	126	-16
Shopbreaking	53	75	-29
Stealing	203	176	15
Stealing from Vehicle	59	51	16
Stolen Vehicle	26	18	44
Sub-Total	452	456	-1
Total	514	508	1

**Grand Bahama & Northern Bahamas District (Abaco & Bimini)
Divisional Breakdown 2021**

Crimes Against the Person	A	C	EMR	NE	SW	WE	AB GBNB	BI GBNB	Total
Murder	0	2	5	0	2	0	3	0	12
Attempted Murder	0	0	2	1	1	1	3	1	9
Manslaughter	0	0	0	0	0	0	0	0	0
Rape	0	1	1	0	0	0	1	1	4
Attempted Rape	0	0	1	0	0	0	0	0	1
Unlawful Sex	0	2	2	1	7	0	8	1	21
Armed Robbery	0	3	0	0	2	0	0	0	5
Robbery	0	1	0	0	1	1	6	0	9
Attempted Robbery	0	0	0	0	1	0	0	0	1
Sub Total	0	9	11	2	14	2	21	3	62
Crimes Against the Property	A	C	EMR	NE	SW	WE	AB GBNB	BI GBNB	TOTAL
Burglary	0	0	1	0	4	0	0	0	5
Housebreaking	0	17	14	2	18	4	49	2	106
Shopbreaking	0	16	9	2	12	3	7	4	53
Stealing	1	47	14	11	45	2	73	10	203
Stealing from Vehicle	1	21	5	4	17	1	10	0	59
Stolen Vehicle	0	6	1	0	9	0	10	0	26
Sub Total	2	107	44	19	105	10	149	16	452
TOTAL	2	116	55	21	119	12	170	19	514

**Family Islands District
(Central & Southern Bahamas)
Reported Crime Statistics - 2021 vs 2020**

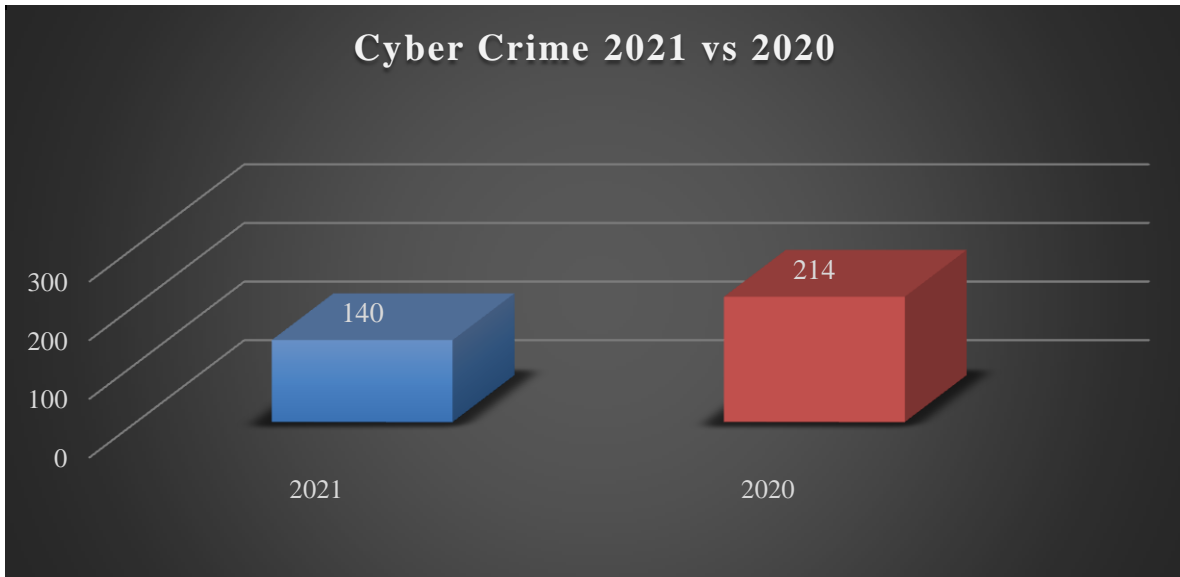
Crimes Against the Person	2021	2020	% CHANGE
Murder	3	5	-40
Attempted Murder	1	1	0
Manslaughter	0	1	N/A
Rape	4	0	N/A
Attempted Rape	1	0	N/A
Unlawful Sexual Intercourse	12	30	-60
Armed Robbery	3	2	50
Robbery	1	2	-50
Attempted Robbery	1	1	0
Sub-Total	26	42	-38
Crimes Against the Property	2021	2020	% CHANGE
Burglary	13	2	550
Housebreaking	78	98	-20
Shopbreaking	54	80	-33
Stealing	120	104	15
Stealing from Vehicle	6	17	-65
Stolen Vehicle	4	1	300
Sub-Total	275	302	-9
Total	301	344	-13

**Family Islands Divisional Breakdown
(Central & Southern Bahamas)
Divisional Breakdown 2021**

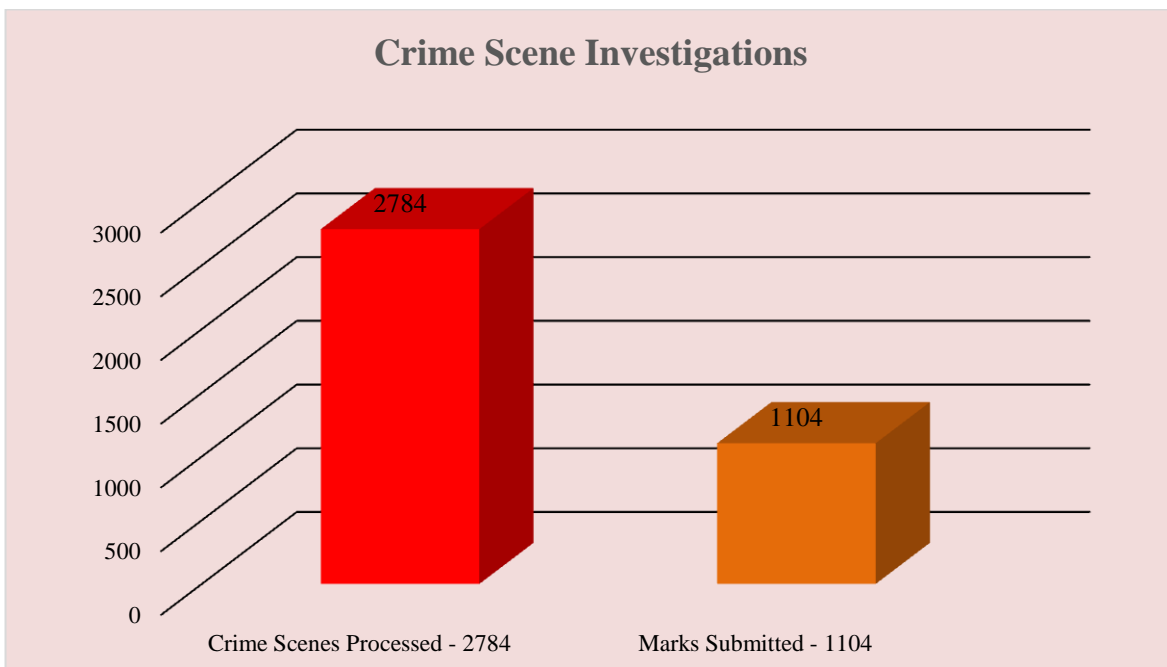
Crimes Against Person	AC	AN	BE	CI	EL	EX	IN	LI	M	RC	SS	Total
Murder	0	0	0	0	3	0	0	0	0	0	0	3
Attempted Murder	0	0	0	0	0	1	0	0	0	0	0	1
Manslaughter	0	0	0	0	0	0	0	0	0	0	0	0
Rape	0	0	0	1	1	0	1	1	0	0	0	4
Attempted Rape	0	0	0	0	0	0	1	0	0	0	0	1
Unlawful Sex	1	3	0	2	3	3	0	0	0	0	0	12
Armed Robbery	0	0	0	0	0	3	0	0	0	0	0	3
Robbery	0	0	0	0	0	1	0	0	0	0	0	1
Attempted Robbery	0	1	0	0	0	0	0	0	0	0	0	1
Sub Total	1	4	0	3	7	8	2	1	0	0	0	26
Crimes Against Property	AC	AN	BE	CI	EL	EX	IN	LI	M	RC	SS	Total
Burglary	0	4	0	1	3	3	1	1	0	0	0	13
Housebreaking	1	11	5	12	28	13	3	3	1	0	1	78
Shopbreaking	1	21	1	8	18	3	0	1	0	0	1	54
Stealing	1	31	7	5	37	31	2	5	0	0	1	120
Stealing from Vehicle	0	1	0	0	5	0	0	0	0	0	0	6
Stolen Vehicle	0	0	1	0	1	0	0	2	0	0	0	4
Sub Total	3	68	14	26	92	50	6	12	1	0	3	275
TOTAL	4	72	14	29	99	58	8	13	1	0	3	301

Cybercrime

In 2021, cybercrimes decreased by 35% with 140 cases, compared to 214 in 2020. These cases include libel, hacking, extortion, computer misuse, threats and so on.



Crime Scene Investigations



Illegal Firearm Discovery and Seizure Demographics 2021

Illegal Firearm Discovery/Seizure - Firearm Type				
Pistol	Revolver	Rifle	Shotgun	Total
231	20	19	7	277

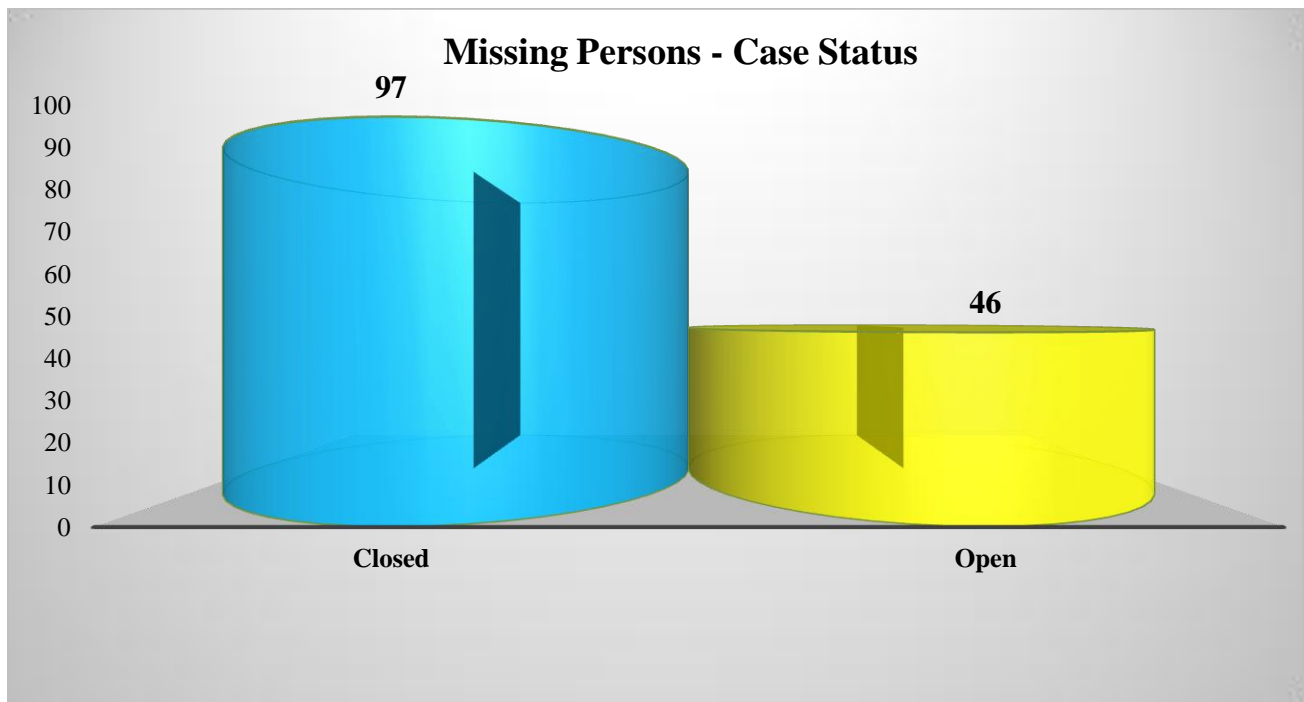
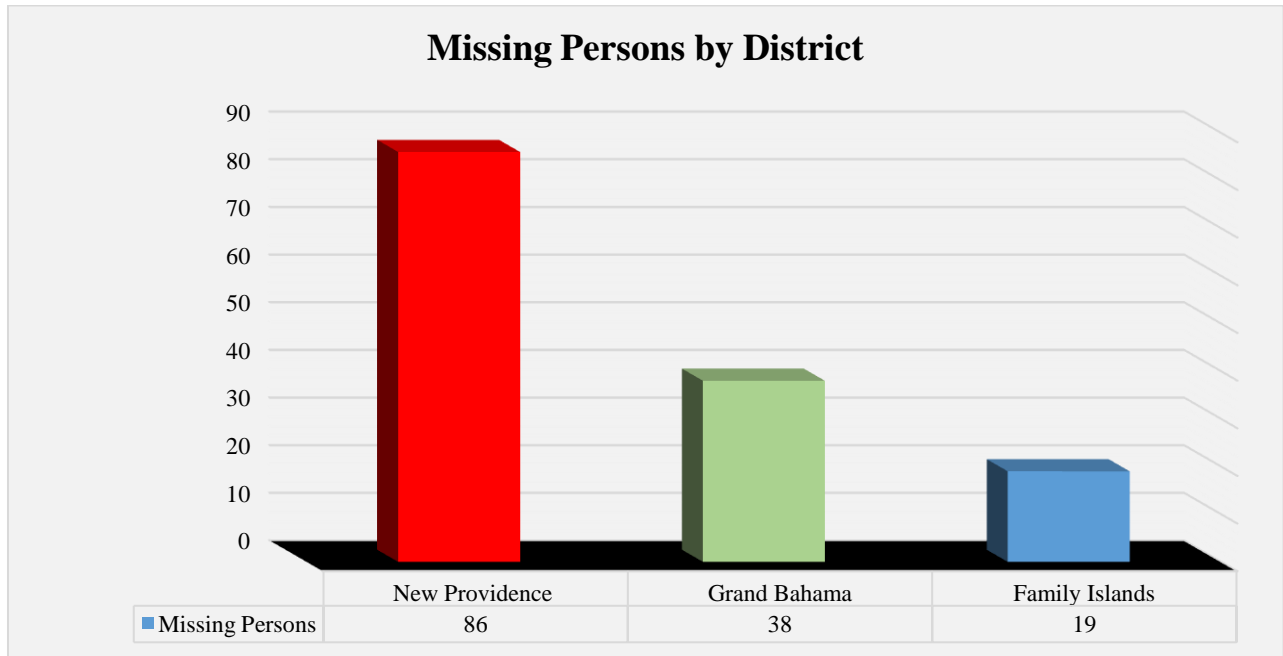
Firearm Discovery/Seizure By Division	
Unit	Firearm
Airport	4
Cable Beach	1
Central	11
Eastern	23
Northeastern	30
Northwestern	5
Southern	40
South Central	24
Southeastern	46
Southwestern	28
Western Division	1
Paradise Island	1
DEU	1
Abaco	14
Bimini	2
Grand Bahama	34
Eleuthera	5
Exuma	5
Long Island	1
Rum Cay & San Salvador	1
Total	277

Dangerous Drugs Discovery, Seizures and Arrests 2021

January - December 2021	Type of Drugs		Grand Total	
	Cocaine		4,672.96lbs.	
	Hashish		30lbs.	
	Marijuana		6,323.97lbs.	
	Marijuana Plants		8,801 plants	
	Marijuana Cookies		42 cookies	
	Marijuana Chips		131 packages	
	Marijuana Candies		1 pack and 53 loose candies	
	Marijuana Brownie		57 brownies	
	Marijuana Rice Krispies		6 rice krispies	
	Marijuana Gummie-bears		1 pack and 16 loose gummi bears	
	Marijuana Chocolate		3 chocolate bars	
	Marijuana Cereal Bars		58 bars	
	Marijuana Skin Cream		2 jars	
	Marijuana Syrup		9 bottles	
	Marijuana Wax		4 jars	
	Marijuana Sauce		8 bottles	
	Marijuana Oil		88 bottles, 42 cartridges, 2 jars, 7 vials, 0.51 lbs.	
	Amphetamine Tablets		303 tablets	
	Methamphetamine Tablets		1 tablet	
	Ecstasy Tablets		613 tablets	
	Methylendioxyamphetamine Tablet		36 tablets	
	Total Cases		1,299	
	Cases Prosecuted		891	
	Persons Arrested		1,483	
	Persons Charged		1,165	
	Person Arrested	Amount Arrested	Amount Charge	Amount Not Charged
	Adult	1,432	1,135	297
Juvenile	51	30	21	
Total	1,483	1,165	318	

Missing Persons

The Royal Bahamas Police Force investigated 143 missing persons report throughout the Commonwealth of the Bahamas. A total of 97 cases have been solved and the missing individuals were found safe. Forty-six cases remain open under investigation.



**Emergency Powers Order
COVID-19 Breaches by District**

Emergency Powers Order (Offences)	New Providence	Grand Bahama	Family Islands	Total
Attending social gathering	100	1	0	101
Other COVID 19 Breach	636	311	228	1,175
Curfew Breach	519	562	137	1,218
Fail to enforce social distancing	4	8	0	12
Fail to implement sanitizing requirements	1	0	0	1
Failure to carry government ID	72	223	114	409
Failure to social distance	6	3	1	10
Failure to utilize curbside business	1	0	0	1
Failure to wear face mask	161	117	38	316
Hosting social gathering	86	6	4	96
Operating prohibited business	368	9	0	377
Permit person on premises w/o mask	0	2	2	4
Permit person to inside dining	16	0	0	16
Sub Total	1,970	1,242	524	3,736

**Other Police Activities
All Bahamas 2021**

Other Activities	Total
Police Field Check Patrols	26,625
Assistance Requested	3,219
Persons Searched	337
Electronic Monitoring Breach	215
Breach of Bail – Witness Tampering	1
Breach of Bail – Fail to sign in	14
Police Stop and Search	1,415
Curfew Breach Emergency Powers Order	1,218
Other COVID 19 Breach	1,175
Alarm Activation	648
Fire Alarms	87
Road Checks	852
Search Warrants Executed	714
Curfew Check Points	0

Other Community Activities	Total
Police Escorts	2,144
Police Visits	18,346
School Visits	1,374
Community Policing Initiatives	2,459
COVID 19 Assistance	46

Complaints Against Police Officers 2021

Complaints Against Police Officers			
Case Type	2021	2020	% CHANGE
Civilians	234	149	57
Police	93	69	35
Corruption	7	10	-30
Total	334	228	46

Case Status - Civilian Matters							
Under Investigation	Complaint Withdrawn	Unfounded	Subjudice	Civil Action Advised/ Warning	Compensation	Pending Trial	Total
68	15	42	10	87	4	8	234

Case Status – Internal Matters							
Under Investigation	Discharge / Acquittal	Withdrawn / No Further Action	Warning / Informally Resolved	Conviction	Unfounded/ Unsubstantiated/ Insufficient Evidence	Before Tribunal	Total
24	5	7	4	22	10	21	93

Case Status - Corruption Matter				
Under Investigation	Complaint Withdrawn	Unfounded/ Unsubstantiated/ Insufficient Evidence	Before Tribunal	Total
3	0	2	2	7

Fire Calls – All Bahamas

Fire Calls – All Bahamas			
Type of Call	2021	2020	% CHANGE
Building	215	194	11
Vehicles	256	235	9
Bush	273	279	-2
Special Service	40	69	-42
False Alarms	334	391	-15
Boat	9	7	29
Bomb Threat	1	1	0
Electrical	97	107	-9
Rubbish	376	418	-10
Miscellaneous	29	25	16
Aircraft	0	1	N/A
Alarm Activation	6	16	-63
Total Calls	1,636	1,743	-6
Total Estimated Damages	\$23,030,610.00	\$6,768,405.00	240

Fire Calls – Breakdown			
Category	2021	2020	% CHANGE
Death by Fire	8	3	167
Fire Injuries	19	12	58
Investigated Fires	200	187	7
Arson Matters	112	77	45
Extrication	19	20	-5
Family Island Fires	0	3	N/A
Family Island Deaths	0	1	N/A
Family Island Injuries	0	0	0
Major Fires	4	3	33
Accidental Fires	48	55	-13
Insured Estimated Damages	\$17,228,360.00	\$4,598,735.00	275
Uninsured Estimated Damages	\$5,802,250.00	\$2,169,670.00	167

**Miscellaneous Incidents
All Bahamas 2021 vs 2020**

Miscellaneous Incidents – All Bahamas			
Category	2021	2020	% CHANGE
Alarm Activation	648	812	-20
Assault	1,807	1,587	14
Assault Police Officer	133	107	24
Attempted Breaking	105	102	3
Attempted Stealing	119	81	47
Bomb Threat	3	4	-25
Causing Damage	1,703	1,454	17
Causing Harm	1,264	940	34
Child Abuse	64	30	113
Child Neglect	22	15	47
Disturbance	1,276	1398	-9
Gunshot Reports	1,271	1050	21
Lost Passport	1,256	989	27
Loud Music	98	57	72
Stealing from Vehicle (Minor)	1,100	849	30
Stealing (Minor)	1,610	1,116	44
Sudden Death (Natural Causes)	1,445	849	70
Threats of Death	1,099	1,099	0
Threats of Harm	935	781	20
Wounding	80	116	-31
TOTAL	16,038	13,436	19

**Miscellaneous Incidents – Divisional Breakdown
All Bahamas 2021**

Miscellaneous Incidents – Police Divisions																
Category	A	CB	C	E	FH	NE	NW	PI	SC	SE	S	SW	W	GB	FI	Total
Alarm Activation	1	18	4	14	8	7	4	45	0	4	3	5	5	474	56	648
Assault	5	28	93	96	92	149	105	37	164	163	108	289	31	213	234	1,807
Assault Police Officer	1	2	9	4	3	8	8	2	6	7	5	10	0	52	16	133
Attempted Breaking	0	1	8	9	4	13	7	0	9	9	5	17	5	10	8	105
Attempted Stealing	0	2	4	18	11	15	2	1	11	13	2	24	5	7	4	119
Bomb Threat	0	0	0	0	0	0	1	0	0	0	0	0	0	1	1	3
Causing Damage	10	58	90	105	63	108	82	19	175	173	104	231	46	258	181	1,703
Causing Harm	0	12	42	47	43	74	42	3	115	126	123	118	15	291	213	1,264
Child Abuse	0	3	2	2	2	8	2	0	5	11	4	9	2	6	8	64
Child Neglect	0	2	2	0	1	4	1	1	1	0	2	3	1	4	0	22
Disturbance	12	33	14	33	22	29	30	33	24	43	40	53	22	640	248	1,276
Gunshots Report	0	6	66	54	76	232	77	0	181	134	201	154	19	64	7	1,271
Lost Passport	16	37	28	91	40	63	39	6	91	139	79	216	34	279	98	1,256
Loud Music	0	6	0	4	4	3	0	4	2	2	3	7	17	33	13	98
Stealing from Vehicle (Minor)	4	88	70	95	44	148	71	8	94	124	47	188	51	51	17	1,100
Stealing (Minor)	10	59	73	130	72	130	66	26	136	278	95	238	35	122	140	1,610
Sudden Death (Natural Causes)	1	27	41	117	41	143	40	7	91	185	74	189	41	277	171	1,445
Threats of Death	0	15	56	71	44	95	65	7	120	134	92	148	18	64	170	1,099
Threats of Harm	6	20	57	67	56	47	35	16	98	71	58	83	21	146	154	935
Wounding	0	0	7	3	4	9	3	19	0	13	7	12	0	1	2	80
Total	66	417	666	960	630	1,285	680	234	1,323	1,629	1,052	1,994	368	2,993	1,741	16,038

**Domestic Related Cases
All Bahamas 2021 vs 2020**

Domestic Related Cases	2021	2020	% CHANGE
Murder	8	6	33
Attempted Murder	5	8	-38
Assault	792	524	51
Assault with a deadly weapon	71	88	-19
Assistance Requested	321	538	-40
Causing Damage	272	213	28
Causing Harm	466	331	41
Disturbance	190	159	19
Domestic Reports (General)	585	383	53
Fighting	15	11	36
Grievous Harm	17	9	89
Harassment	86	39	121
Shooting	1	0	N/A
Stabbing	16	31	-48
Threat of Arson	13	8	63
Threat of Harm	161	143	13
Threat of Death	232	235	-1
Trespassing	16	5	220
Wounding	16	23	-30
TOTAL	3283	2754	19

Police Involved Shootings

Encounters with Armed Suspects			
Incidents	2021	2020	% CHANGE
Police Involved Shootings	20	20	0

Encounters with Armed Suspects by Division																
Year	A	CB	C	E	FH	NE	NW	PI	SC	SE	S	SW	W	GB	FI	Total
2021	0	0	0	0	2	1	1	0	5	3	2	3	0	3	0	20
2020	0	0	1	3	0	2	1	0	2	3	3	1	0	1	3	20

Status of Armed Suspect			
Status	2021	2020	% CHANGE
Deceased	11	9	11
Injured	9	11	11

Suicide Incidents

Category	2021	2020	% CHANGE
Suicide	6	10	-40
Attempted Suicide	39	46	-15

Category	New Providence	Grand Bahama	Family Island	Total
Suicide	2	4	0	6
Attempted Suicide	29	8	2	39

Suicide by Gender						
Age Range	Males		Females		Total	
	2021	2020	2021	2020	2021	2020
0-17	0	1	0	0	0	1
18-30	3	2	0	0	3	2
31-45	0	4	0	0	0	4
46-60	1	2	0	0	1	2
61 & Older	2	0	0	0	2	0
Unknown	0	0	0	1	0	1
Total	6	9	0	1	6	10

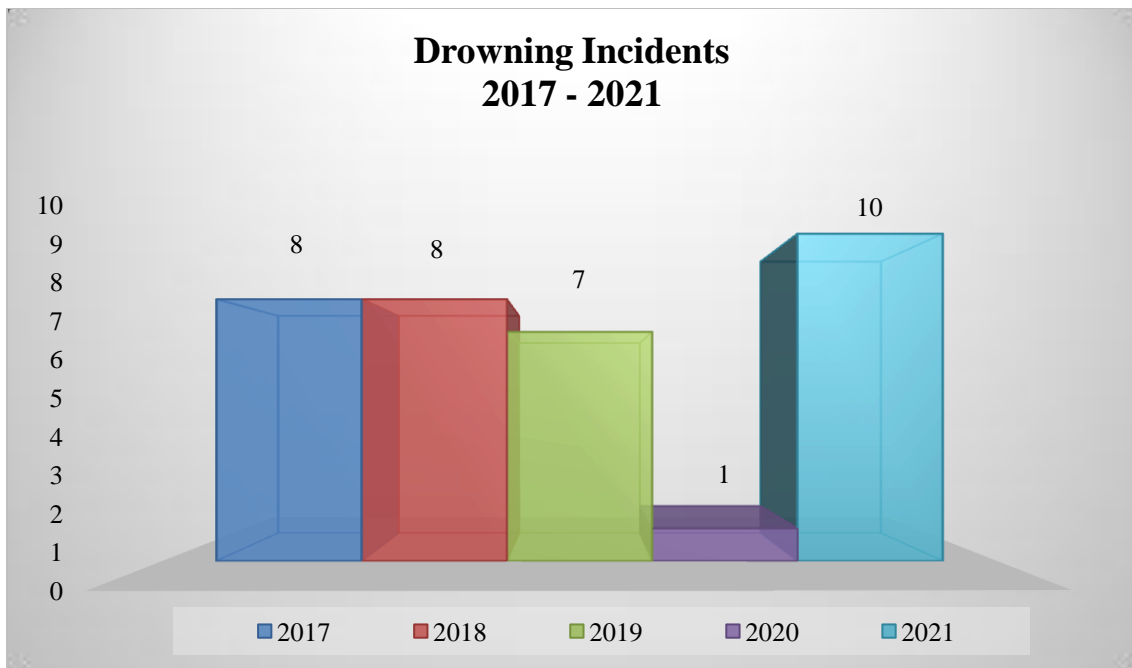
Attempted Suicide by Gender			
Age Range	Males	Females	Total
0-17	2	3	5
18-30	7	10	17
31-45	4	3	7
46-60	5	3	8
61 & Older	0	0	0
Unknown	1	1	2
Total	19	20	39

**Drowning Incidents
2021 vs 2020**

Category	2021	2020	% Change
Drowning	10	1	900

Category	2021	2020	2019	2018	2017
Drowning	10	1	7	8	8

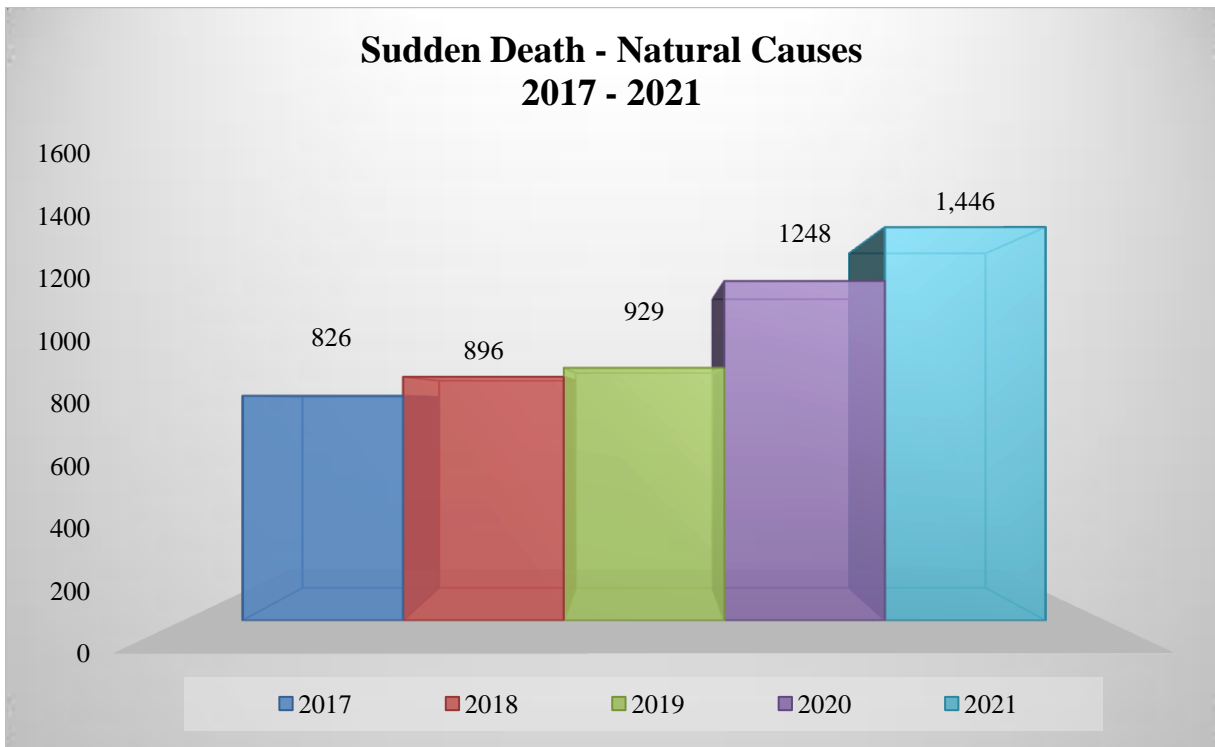
Drownings by Gender						
Age Range	Males		Females		Total	
	2021	2020	2021	2020	2021	2020
0-17	0	0	0	0	0	0
18-30	2	0	0	0	2	0
31-45	1	0	0	0	1	0
46-60	2	0	0	0	2	0
61 & Older	2	0	1	0	3	0
Unknown*	2	0	0	0	2	0
Total	9	0	1	0	10	0



**Sudden Death – Natural Causes
2017 – 2021**

Incident	2021	2020	% CHANGE
Sudden Death (Natural Causes)	1,446	1,248	16%

Incident	2021	2020	2019	2018	2017
Sudden Death (Natural Causes)	1,446	1,248	929	896	826

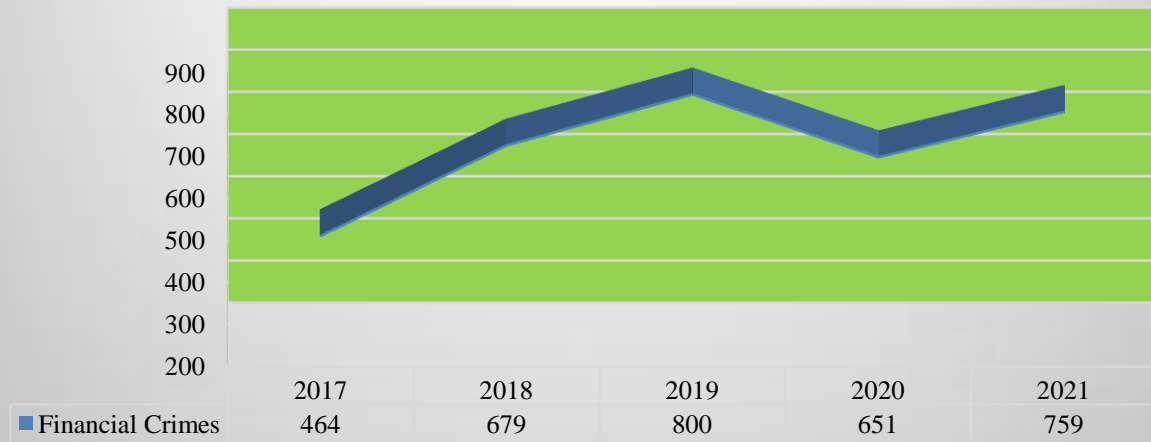


**Financial Crimes
2021 vs 2020**

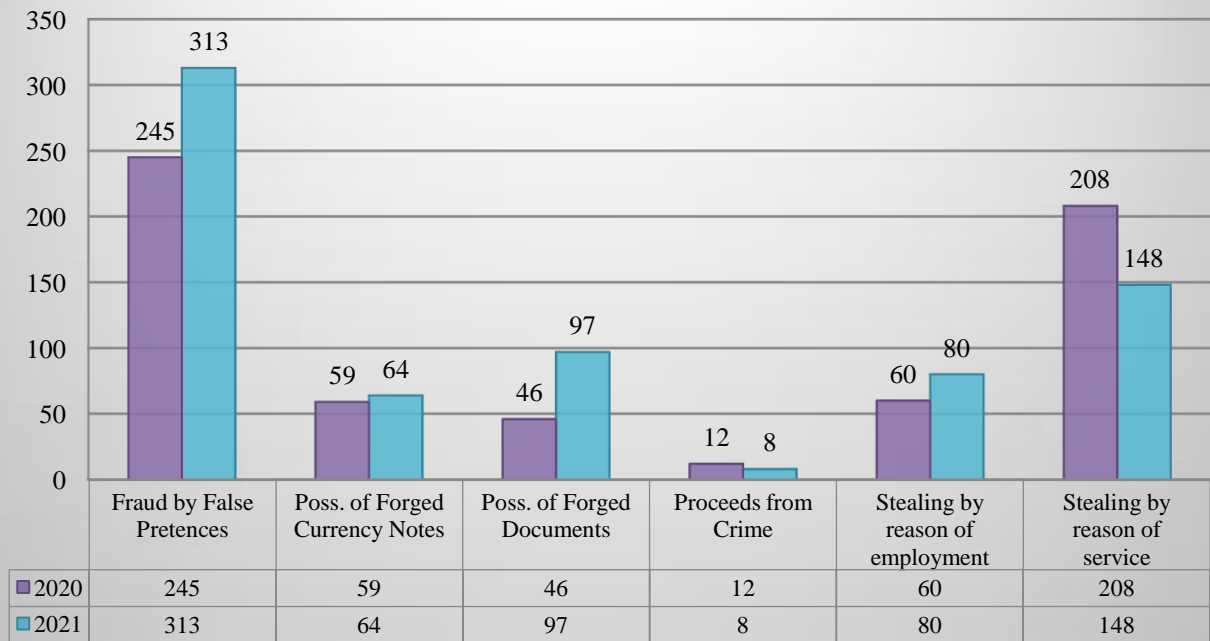
Incident	2021	2020	% Change
Bribery	2	1	100
Extortion	8	12	-33
Falsification of Accounts	3	1	200
Forgery	25	5	400
Fraud by False Pretences	313	245	28
Possession of Forged Currency Notes	64	59	8
Possession of Forged Documents	97	46	111
Proceeds from Crime	8	12	-33
Stealing by reason of employment	80	60	33
Stealing by reason of service	148	208	-29
Uttering Forged Currency Notes	9	2	350
Uttering Forged Documents	2	0	N/A
Sub-Total	759	651	17

Incident	2021	2020	2019	2018	2017
Bribery	2	1	3	1	6
Extortion	8	12	12	6	10
Falsification of Accounts	3	1	1	1	0
Forgery	25	5	10	17	34
Fraud by False Pretences	313	245	281	217	54
Possession of Forged Currency Notes	64	59	92	75	44
Possession of Forged Documents	97	46	32	27	16
Proceeds from Crime	8	12	22	32	35
Stealing by reason of employment	80	60	108	106	96
Stealing by reason of service	148	208	225	191	169
Uttering Forged Currency Notes	9	2	10	2	0
Uttering Forged Documents	2	0	4	4	0
Sub-Total	759	651	800	679	464

Financial Crimes 2017 - 2021



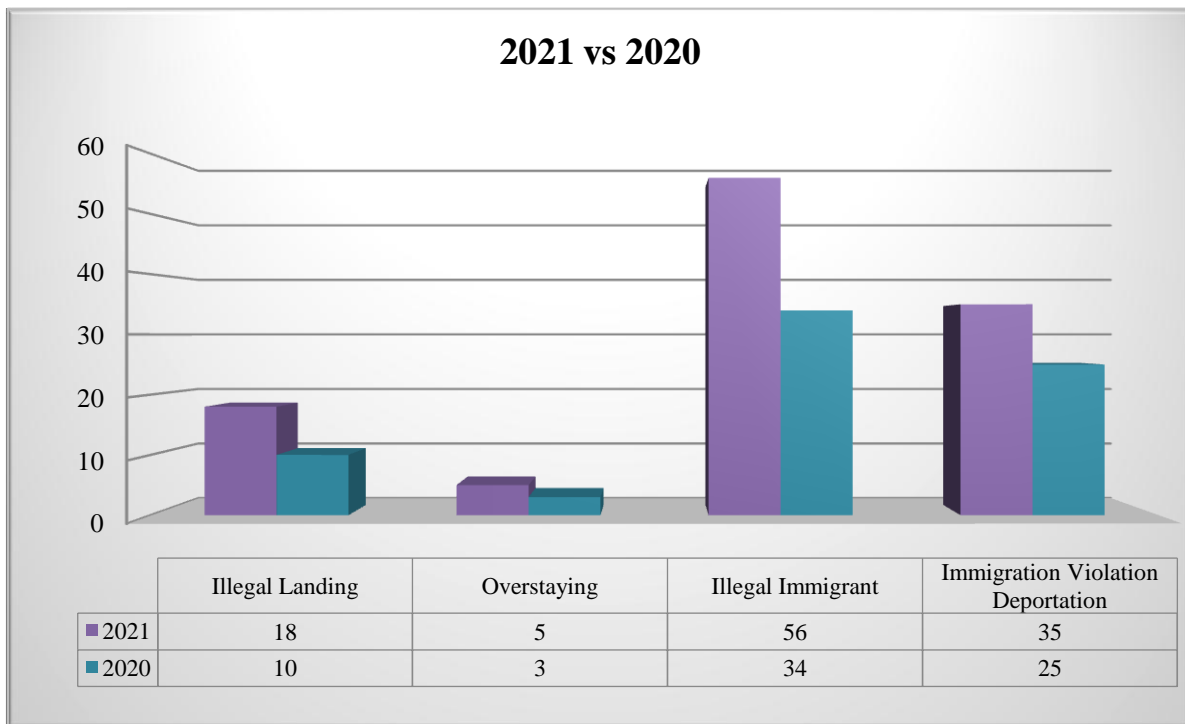
Financial Crimes 2021 Vs. 2020



Immigration Violations 2021 vs 2020

Category	2021	2020	% CHANGE
Illegal Landing	18	10	80
Overstaying	5	3	67
Illegal Immigrant	56	34	65
Immigration Violation - Deportation	35	25	40

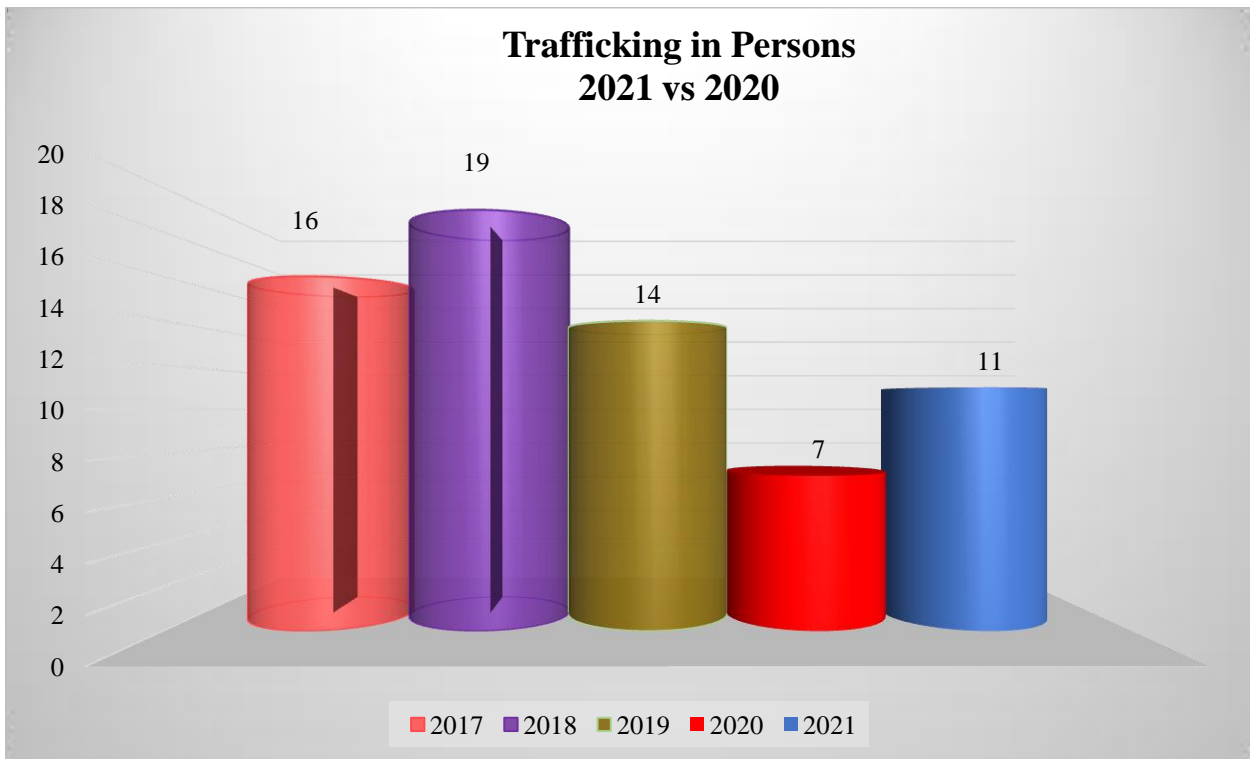
Incident	2021	2020	2019	2018	2017
Illegal Landing	18	10	17	3	0
Overstaying	5	3	11	2	0
Illegal Immigrant	56	34	38	31	35
Immigration Violation - Deportation	35	25	40	47	45
Total	114	72	106	83	80



**Trafficking in Persons
2021 vs 2020**

Category	2021	2020	% CHANGE
Trafficking in Persons	16	19	16

Incident	2021	2020	2019	2018	2017
Trafficking in Persons	16	19	14	7	11



**Traffic Incidents
All Bahamas 2021**

Fixed Penalty Notices – All Bahamas			
Category	2021	2020	% CHANGE
Fixed Penalty Notices	31,924	22,678	41

Road Accident Reports			
Category	2021	2020	% CHANGE
Fatal Accidents	46	55	-16
Damage only	6,260	5,646	11
Hit & Run	1,239	1,160	7
Minor Injuries	1,844	1,637	13
Serious Injuries	139	80	74
Total	9,528	8,578	11

Victims of Fatal Accidents			
Category	2021	2020	% CHANGE
Fatal Crash Victims	46	55	-16

Road Accident Reports by District				
Accident Type	New Providence	Grand Bahama	Family Islands	Total
Fatality	18	18	10	46
Damage only	5,102	924	234	6,260
Hit & Run	1,084	133	22	1,239
Minor Injuries	1,421	284	136	1,841
Serious Injuries	22	68	49	139

Training 2021
Internal, External & International

	Training Sessions – Year 2021	# of Participants
CBSI	Forensic Video Analysis	0
	Crime Scene Management	0
	Use of PPE for Frontline Security Officers	0
	Crime Scene Management Awareness for Law Enforcement Workshop	0
	Drones in Law Enforcement and Society	0
	Criminal Operations Planning Workshop	0
	Introduction to Sex Crimes Against Children	0
	Disaster Preparedness and Management for the Caribbean Region – The Covid-19 Environment	0
	Cyber Crime and Security Awareness Workshop	0
	Anti-Money Laundering / Countering Financing of Terrorism	0
	ABM Skimming Awareness for Law Enforcement	0
	Introduction to Sex Crimes Against Our Children Workshop	0
	Anti-Corruption Day Webinar: Recover with Integrity	0
	Diplomatic Immunity Workshop/Seminar	0
P.T.C Lead	Police Recruit Training (A, B, C, D, E, F Squad's 2021)	120
	Police Cadet Enlistment	0
	Security Officers Training Course (Ministry of Health)	12
	Firearms Training	8
	Defensive Driving (Defence Force)	8
	Defensive Driving	84
	Inspectors Management Course	48
	Sergeants Management Course	170
	Corporals Supervisory Course	80
	Combined Law Enforcement Intelligence Course	0
	Customer Service Seminar	0
	Justifiable Force and Harm Seminar	0
	AS 400 Training	63
	Domestic Violence Seminar	557
	Crime Scenes Investigation Initial Course	24
	Motorcyclist Course	9
	Gaming Board Special Intelligence Course	12
	Medical Center Professional Development Training	12
	Proficiency Lectures	950
	Firearms (Prison Recruits)	80

**Training 2021
Internal, External & International**

Organizational	Security and Intelligence Branch Seminar	21
	Tactical Training	22
	Canine Professional Development Course	11
	Canine Tactical Training Course	19
	ATV Training Course	17
	Segway Training Course	4
	Neighborhood Police Course	0
	X-Protect Training CCTV	0
	End Users Training for the CCTV Expansion	0
External	Small Arms/Light Weapons Trafficking Workshop	30
	Disaster Victim Identification Course	0
	Computer and Network Intrusion Course (ILEA)	0
	EVOG Training	0
	IBM iBase User Training	15
	IBM iBase Designer Training	15
	Physical Security and Stockpile Management Seminar	0
	Physical Technique Division Virtual Workshop	0
	Bahamas National Drug Council Uniform Officers Virtual Conference	6
	Covid Vaccination Training	15
	National Drug Council Workshop-Excelling Under Pressure	15
	To be or not to be vaccinated webinar (hosted by UB)	2
	Covid 19 vaccination training (hosted by WHO)	1
	National Registration Recertification	1
	“Research and Evaluation for First Aid Education” hosted by International Federation of Red Cross	1
	Basic Life Support Instructor Final Training Exercise -Doctor’s Hospital	1
	Clinical Care Severe Acute Respiratory Infection On line Course - World Health Organization	1
	Meningitis Introduction On line Course -World Health Organization	1
Guidance on Mask Use in the Context of Covid -19 on line course - World Health Organization.	1	
Totals	R.B.P.F. Police Officers	2,324
	Royal Turks and Caicos’ Islands Police Recruits	14
	Defence Force Officers	8
	Customs Officers	0
	Immigration	0
	Prison	80
	Security	12
	Total	2,438