

Royal Bahamas Police Force

Creating Safer Communities



MARCH 2022

NATIONWIDE CRIME STATISTICS

TABLE OF CONTENTS

Nationwide Crime Analysis.....	2
Nationwide Crime Statistics	4
Murder	5
Sexual Offences	7
Armed Robbery	8
Housebreaking	15
Stealing from Vehicle	8
Stolen Vehicle.....	15
New Providence District.....	17
New Providence District Breakdown	18
Airport Division Breakdown 2022 vs 2021 (NP).....	19
Cable Beach Division Breakdown 2022 vs 2021 (NP).....	20
Central Division Breakdown 2022 vs 2021 (NP).....	21
Eastern Division Breakdown 2022 vs 2021 (NP).....	22
FoxHill Division Breakdown 2022 vs 2021 (NP).....	23
Northeastern Division Breakdown 2022 vs 2021 (NP).....	24
Northwestern Division Breakdown 2022 vs 2021 (NP).....	25
Paradise Island Division Breakdown 2022 vs 2021 (NP).....	26
South Central Division Breakdown 2022 vs 2021 (NP).....	27
Southeastern Division Breakdown 2022 vs 2021 (NP).....	28
Southern Division Breakdown 2022 vs 2021 (NP).....	29
Southwestern Division Breakdown 2022 vs 2021 (NP).....	30
Western Division Breakdown 2022 vs 2021 (NP).....	31
Grand Bahama & Northern Bahamas District (Abaco & Bimini).....	32
Airport Division Breakdown 2022 vs 2021 (GB & Northern Bahamas).....	34
Central Division Breakdown 2022 vs 2021 (GB & Northern Bahamas).....	35
Eight Mile Rock Division Breakdown 2022 vs 2021 (GB & Northern Bahamas).....	36
Northeastern Division Breakdown 2022 vs 2021 (GB & Northern Bahamas).....	37
Southwestern Division Breakdown 2022 vs 2021 (GB & Northern Bahamas).....	38
West-End Division Breakdown 2022 vs 2021 (GB & Northern Bahamas).....	39
Family Islands District.....	42
Family Islands District Breakdown	43
Acklins Division Breakdown 2022 vs 2021 (FI).....	44

Andros Division Breakdown 2022 vs 2021 (FI)	45
Berry Island Division Breakdown 2022 vs 2021 (FI).....	46
Cat Island Division Breakdown 2022 vs 2021 (FI).....	47
Eleuthera Division Breakdown 2022 vs 2021 (FI).....	48
Exuma Division Breakdown 2022 vs 2021 (FI).....	49
Inagua Division Breakdown 2022 vs 2021 (FI).....	50
Long Island Division Breakdown 2022 vs 2021 (FI).....	51
Mayaguana Division Breakdown 2022 vs 2021 (FI).....	52
San Salvador Division Breakdown 2022 vs 2021 (FI).....	53
Detection Rates - All Bahamas.....	55
Cybercrime	56
Crime Scene Investigation.....	56
Illegal Firearm Discovery and Seizure Demographics	Error! Bookmark not defined.
Dangerous Drugs Discovery, Seizures and Arrests.....	58
Missing Persons	59
Emergency Powers Order	60
Other Police Activities.....	61
Complaints Against Police Officers	62
Fire Calls – All Bahamas	63
Domestic Related Cases	64
Miscellaneous Incidents.....	66
Police-Involved Shootings.....	68
Suicide Incidents.....	69
Drowning Incidents	70
Sudden Death-Natural Cause.....	70
Financial Crimes	72
Immigration Violations.....	74
Human Smuggling	75
Traffic Incidents	76
Training	77
Persons Arrested	78
Persons Charged	79
Court Disposition	81
Productivity Loss	82

Nationwide Crime Analysis

2022 vs 2021

Preliminary figures for March 2022 indicate that major crimes increased by 35% with 406 cases, compared to 301 for the same period in 2021. There were regional decreases in crime on the Family Islands and Grand Bahama at rates of 16% and 7% respectively when compared to the same period in 2021. However, there was a regional increase of 48% in New Providence.

Crimes against the person increased by 53% with 124 incidents, compared to 81 for the same period in 2021. There was a 50% regional decrease on the Family Islands, however, there were regional increases in New Providence and Grand Bahama at rates of 43% and 17% respectively, when compared to March 2021. Crimes against the property increased by 28% with 282 incidents, compared to 220 for the same period in 2021. There were regional decreases at rates of 11% in Grand Bahama and 13% on the Family Islands. However, there was a 43% regional increase in New Providence.

Homicides increased by 144% with 22 incidents, compared to 9 for the same period in 2021. There were 21 murders in New Providence and 1 in Grand Bahama, with an overall solvency rate of 64%. Victims between the ages of 18 and 35 represented 64% of all homicides. Retaliation and conflict were the most common motives for murder, representing 55% collectively. Based on preliminary figures, homicides were more likely to occur on a Sunday than any other day of the week. Homicides were more prevalent in the **Southern and South Central Divisions**, accounting for 73% of the overall total. Fatal gunshot wound was the leading cause of death for homicides accounting for 21 incidents.

Armed Robberies increased by 68% with 64 incidents, compared to 38 for the same period in 2021. Armed robberies occurred mostly between the hours of 6pm and 12am. Based on preliminary figures, armed robberies were more likely to occur on a Saturday than any other day of the week. Armed robberies were more prevalent in the **Southwestern and South Central Divisions** accounting for 36% of the overall total. Most armed robberies occurred at business establishments, at the street level, and at residences. Firearms continue to be the weapon of choice for the commission of armed robberies. Males represented the highest percentage of victims at 69%, compared to female victims at 31%.

Robberies increased by 125% with 18 incidents, compared to 8 for the same period in 2021. Robberies occurred mostly between the hours 6pm and 8pm. Based on preliminary figures, robberies were more likely to occur on a Monday than any other day of the week. Females represented the highest percentage of victims at 56%, compared to male victims at 44%.

Stolen vehicles increased by 72% with 31 incidents, compared to 18 in 2021. **Nissans** were the most targeted vehicles of choice representing 32% of all vehicles stolen. **Nissan Note** and **Nissan March** were the predominant models stolen, while residences were the most targeted locations. Stolen vehicle cases were more prevalent in the **Northwestern Division** which accounted for 19% of the overall total. Thirty-four percent of stolen vehicles for the same period in 2021 were recovered.

Stealing from vehicles increased by 21% with 57 incidents, compared to 47 for the same period in 2021. The most frequent items stolen included electronics, tools, cash and personal effects. **Nissans Notes** were mostly targeted, with **Honda Accords** trending closely behind. Based on preliminary figures, stealing from vehicles were more likely to occur on a Saturday than any other day of the week. Stealing

from vehicle cases were mostly reported in the **Southwestern** and **Cable Beach Divisions** accounting for 31% of reported cases.

Housebreakings increased by 10% with 43 incidents, compared to 39 for the same period in 2021. The **New Providence District** accounted for 29 or 67% of all housebreakings, most of which occurred in the **Southeastern** and **Western Divisions** accounting for 23% of all cases. **Grand Bahama**, including **Abaco and Bimini**, accounted for 6 or 14% of housebreakings, most of which occurred in Abaco with 2 incidents and **Southwestern Division** with 2 incidents. The **Family Islands District** accounted for the remaining 8 or 19% of housebreakings, most of which occurred in Eleuthera with 4 incidents.

Shopbreakings increased by 156% with 46 incidents, compared to 18 for the same period in 2021. The **New Providence District** accounted for 37 or 80% of all shopbreakings, most of which occurred in the **Northeastern Division**, accounting for 8 or 17% of all cases. **Grand Bahama**, including **Abaco and Bimini**, accounted for 4 or 9% of shopbreakings, most of which occurred in **Abaco** with 2 incidents. The **Family Islands District** accounted for the remaining 5 or 11% of shopbreakings, most of which occurred in **Andros** with 21 incidents. Based on preliminary figures, shopbreakings were more likely to occur on a Saturday than any other day of the week.

For the period in review, a total of 41 **firearms** and 796 rounds of ammunition were discovered and/or seized throughout the Commonwealth of The Bahamas. As a result, 26 persons were charged with possession of illegal firearms. Additionally, **ShotSpotter** detected a total of 56 gunshot incidents, consisting of 35 multiple shots and 17 single shots and 4 probable shot incidents, totaling 207 rounds discharged.

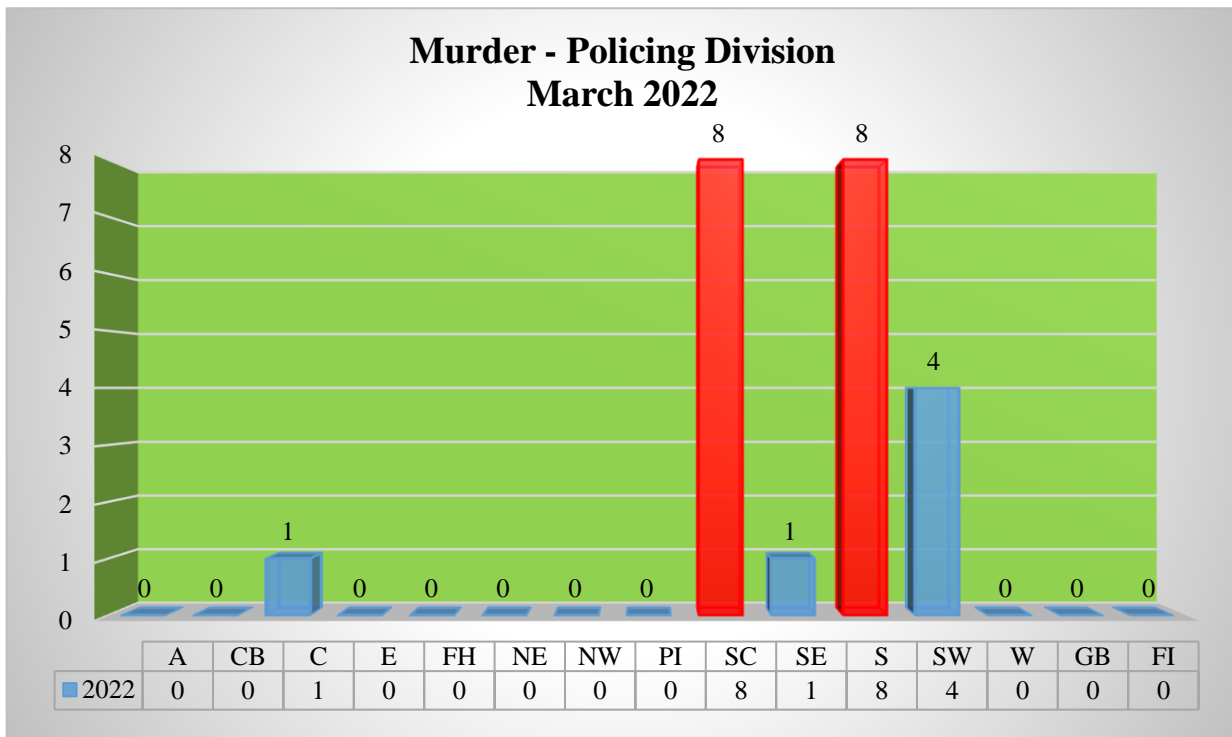
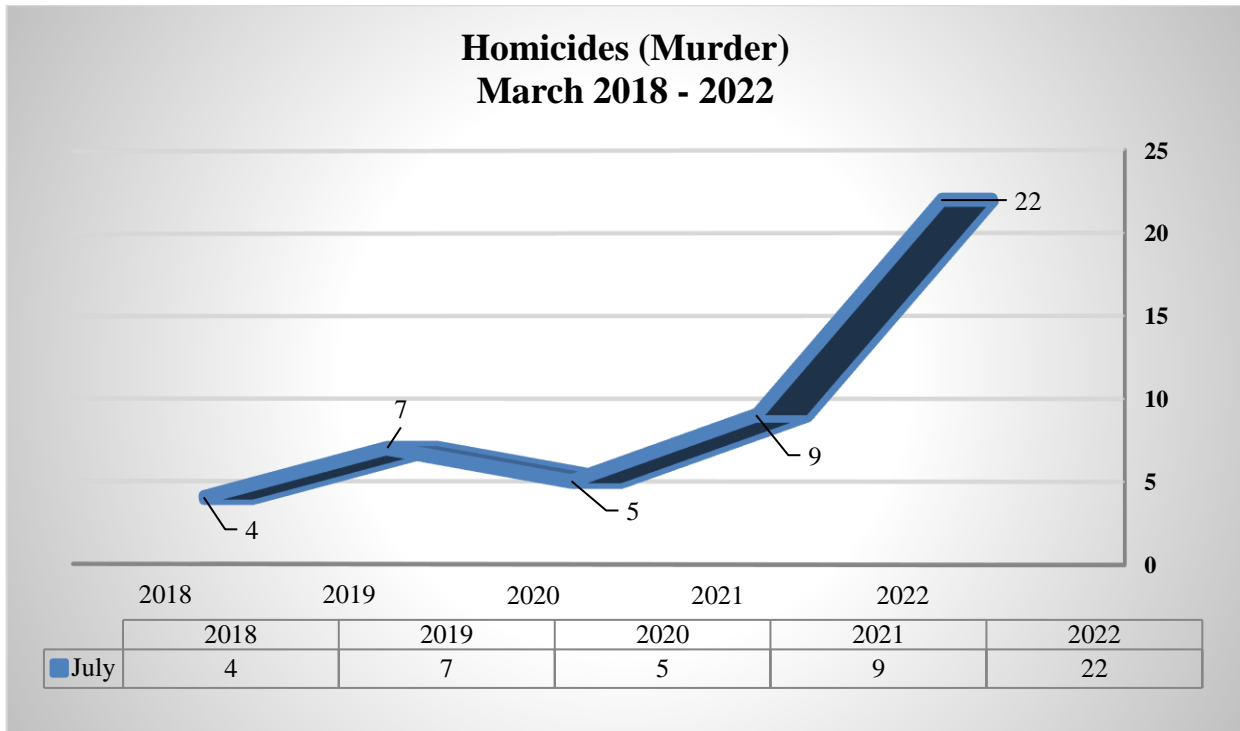
Officers of the Royal Bahamas Police Force conducted 1,761 field check patrols, 122 road checks and executed 51 search warrants throughout the Commonwealth of The Bahamas. As a result of these efforts, 1,311 persons were arrested for various major and minor offences. Of this number, 723 persons were charged and placed before the Court, representing a 55% charge rate.

Nationwide Crime Statistics
All Bahamas
March
2022 vs 2021

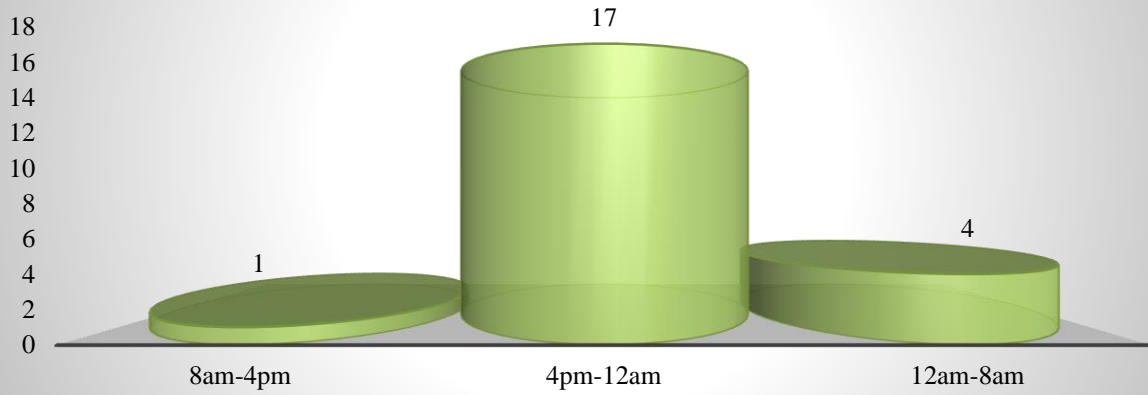
Crimes Against the Person	2022	2021	% CHANGE
Murder	22	9	144
Attempted Murder	2	5	-60
Manslaughter	0	1	N/A
Rape	9	4	125
Attempted Rape	0	1	N/A
Unlawful Sexual Intercourse	9	14	-36
Armed Robbery	64	38	68
Robbery	18	8	125
Attempted Robbery	0	1	N/A
Sub-Total	124	81	53
Crimes Against the Property	2022	2021	% CHANGE
Burglary	14	8	75
Housebreaking	43	39	10
Shopbreaking	46	18	156
Stealing	91	90	1
Stealing from Vehicle	57	47	21
Stolen Vehicle	31	18	72
Sub-Total	282	220	28
Total	406	301	35

Murder

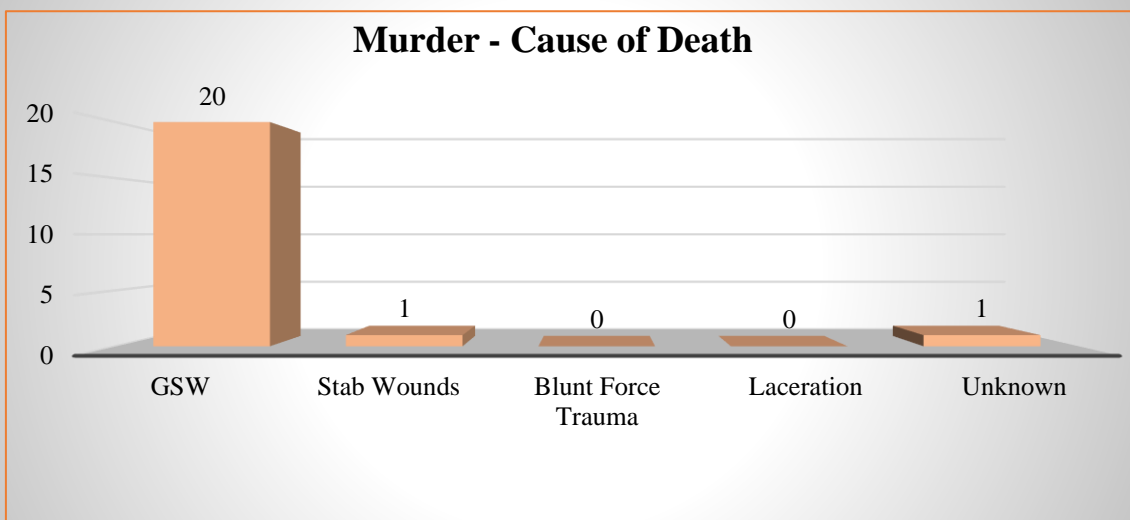
For the period in review, murders for March increased by 144% with 22 cases compared to 9 over the same period in 2021.



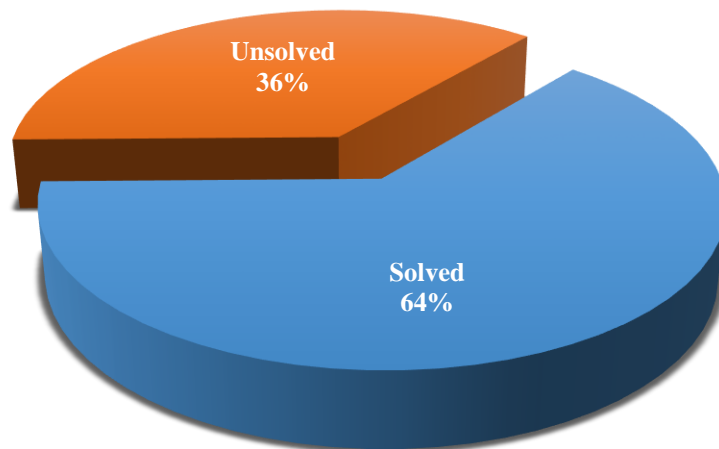
Murder - Time of Day March 2022



Murder - Cause of Death

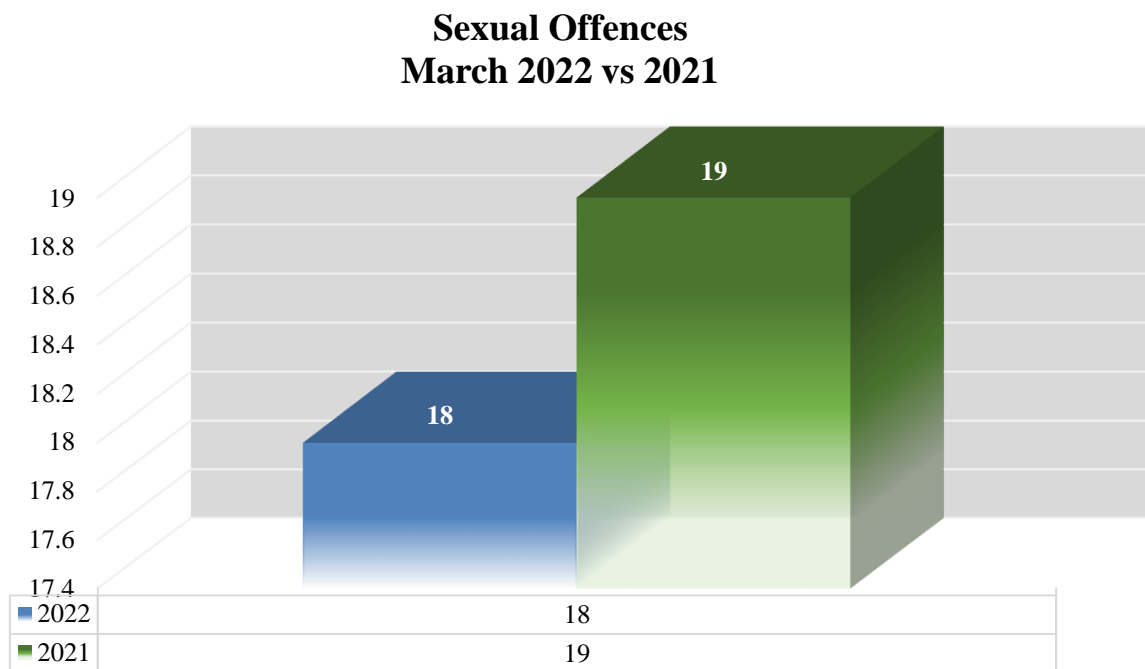
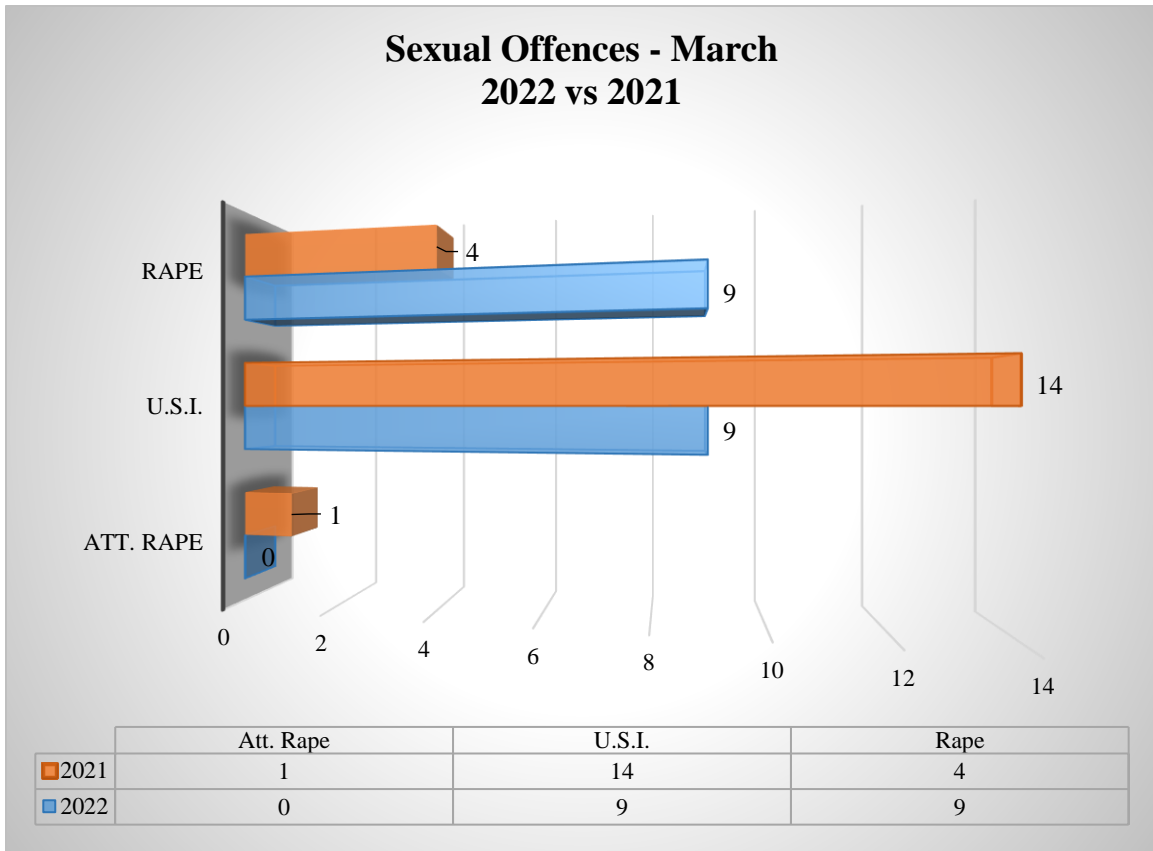


Murder Solvency Rate March 2022



Sexual Offences

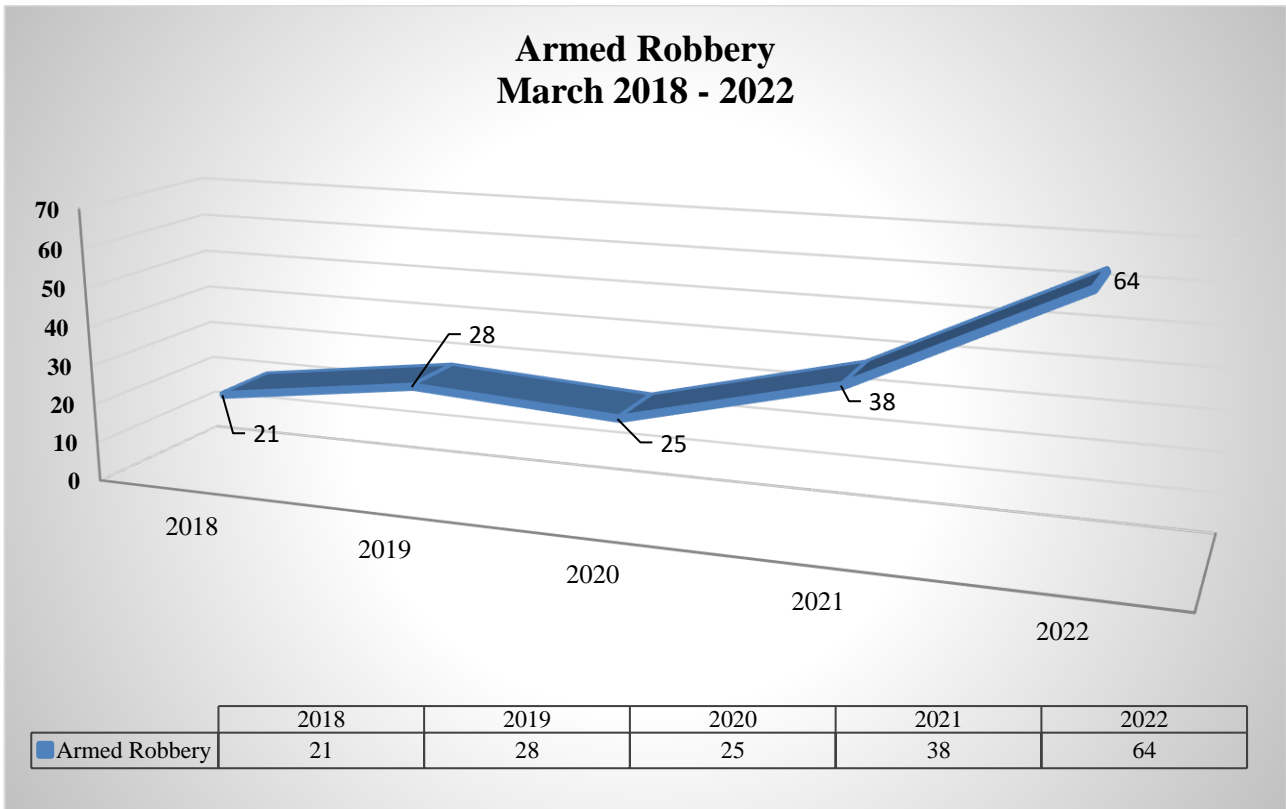
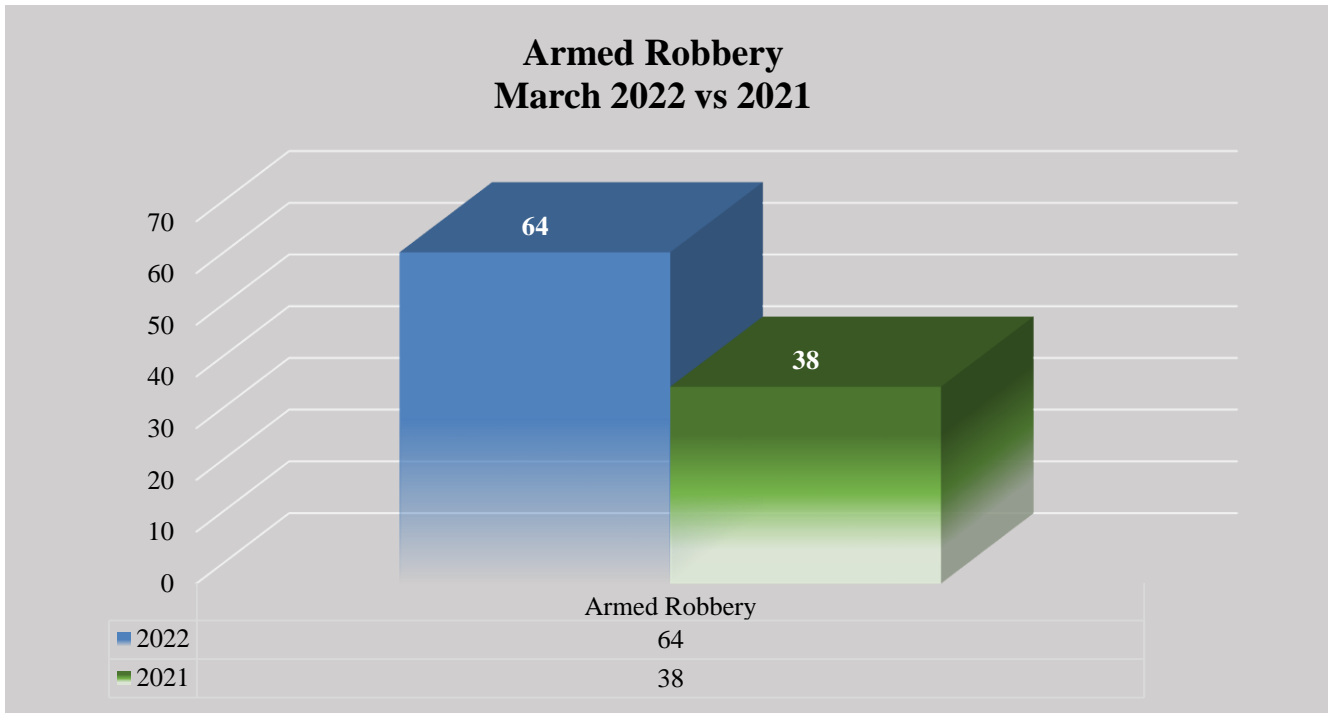
For the period in review, reports of sexual offences decreased by 5% with 18 incidents, compared to 19 over the same period in 2021. These offences include rape, unlawful sexual intercourse and attempted rape. (N.B. Unlawful sexual intercourse includes incest).



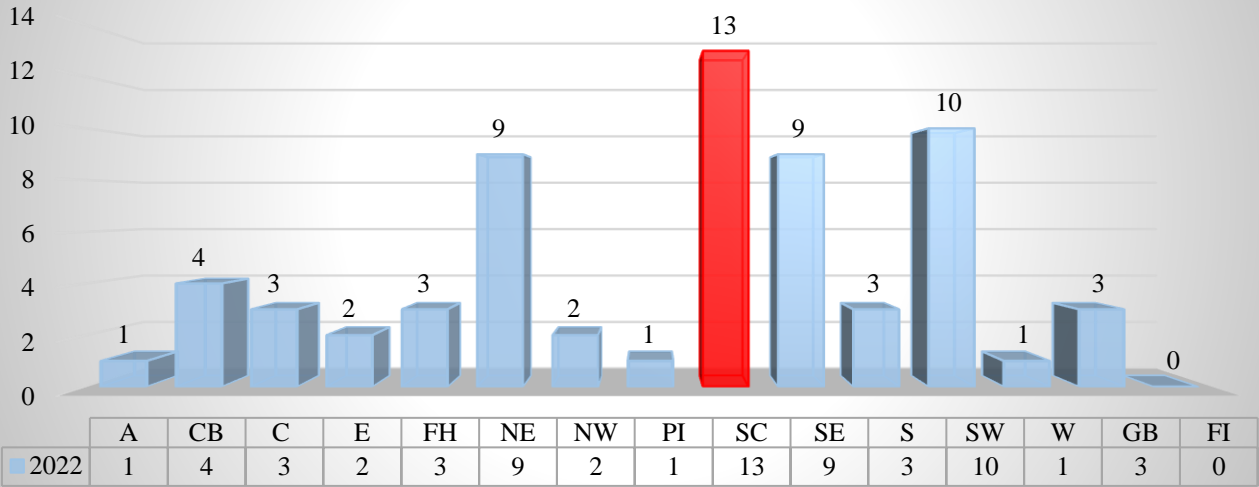
N.B. These are preliminary figures and are subject to change. Research and Policy Branch, RBPF.

Armed Robbery

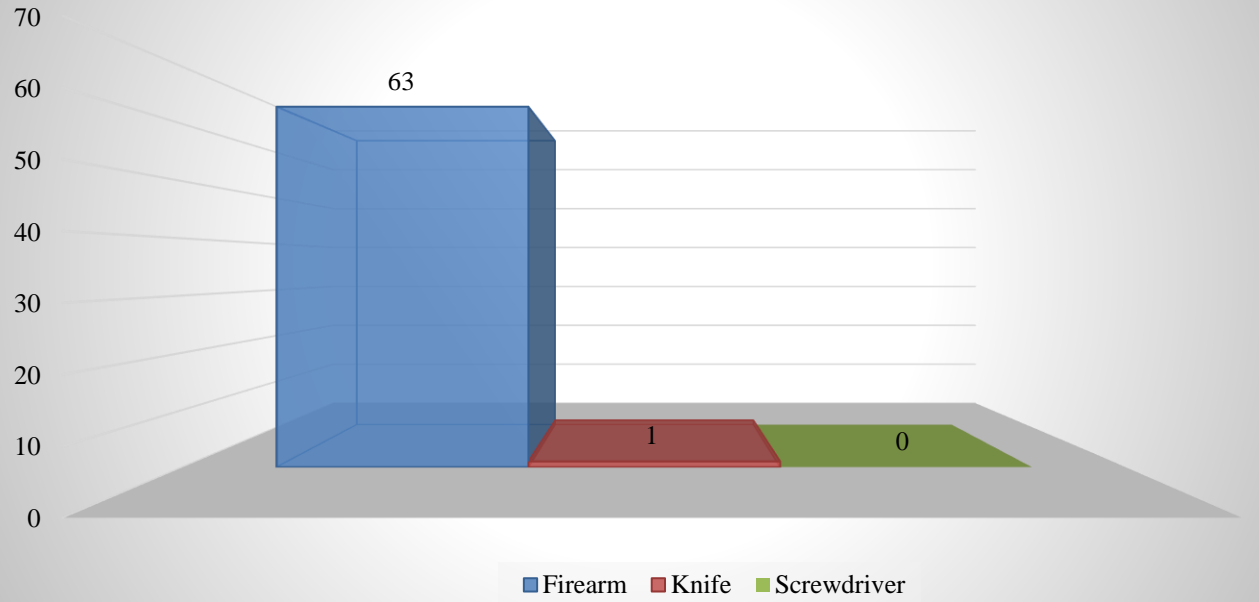
For the period in review, armed robberies increased by 68% with 64 incidents, compared to 38 for the same period in 2021.



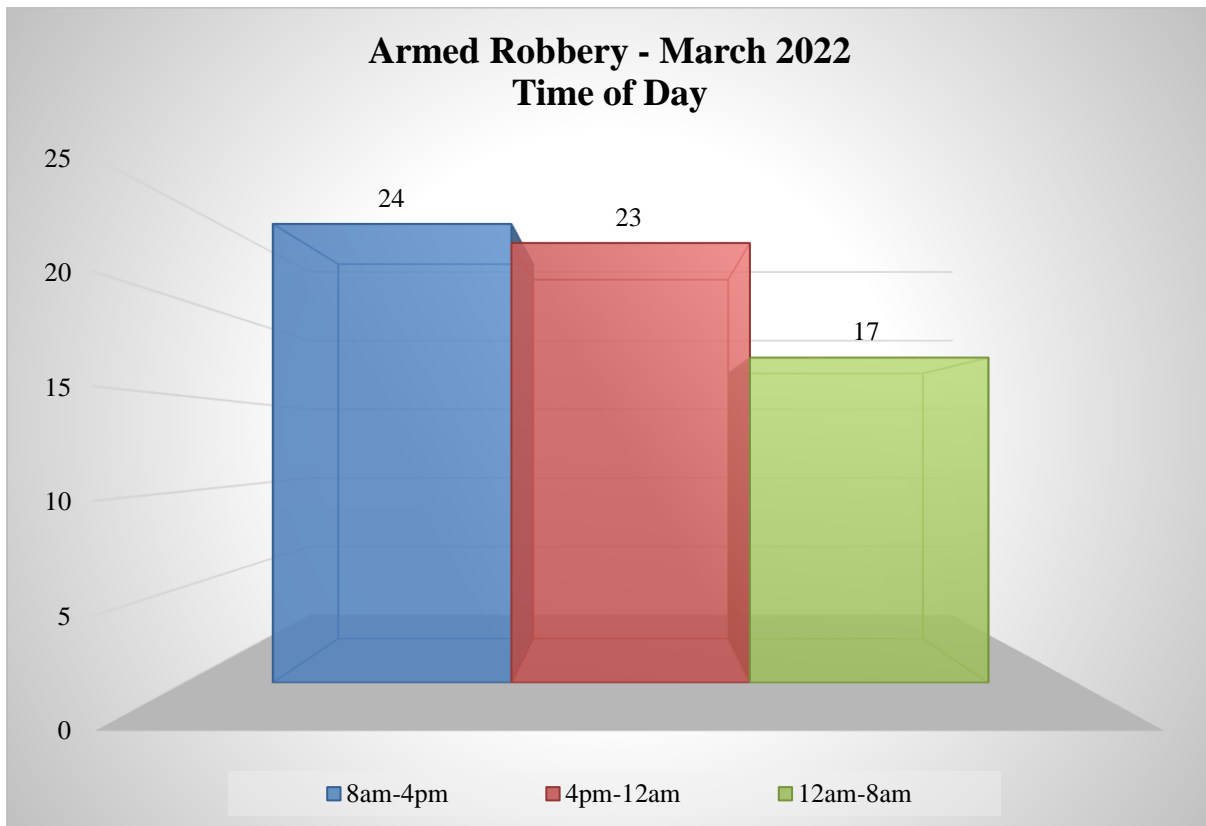
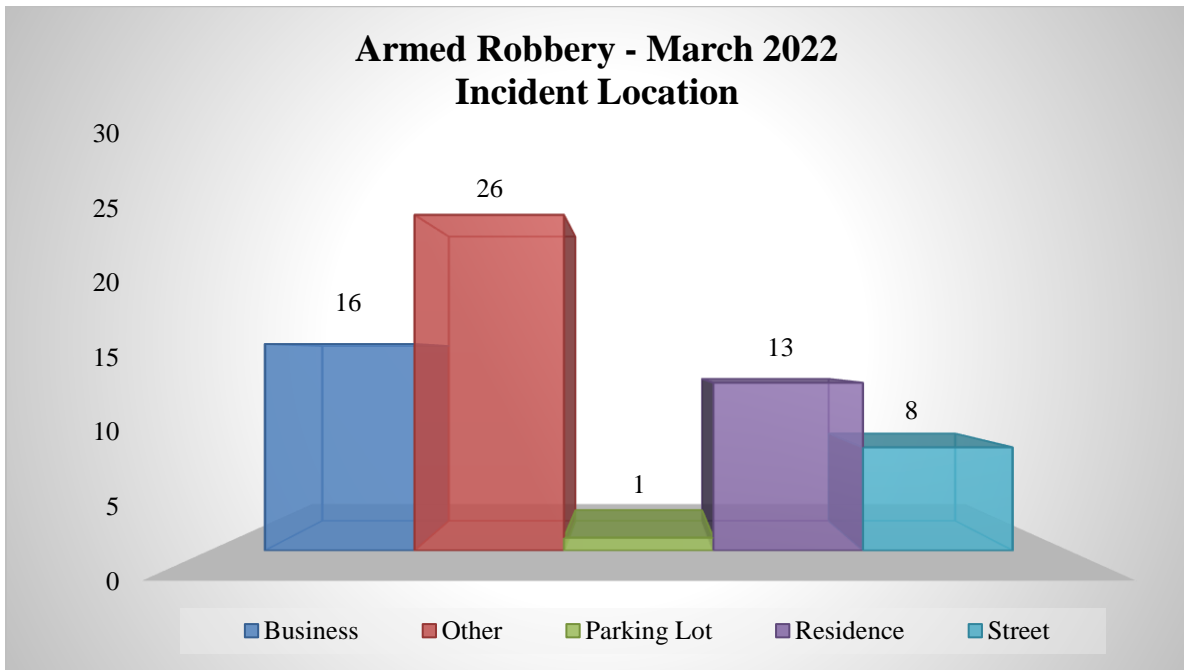
Armed Robbery - Police Division March 2022



Armed Robbery - Weapons Used

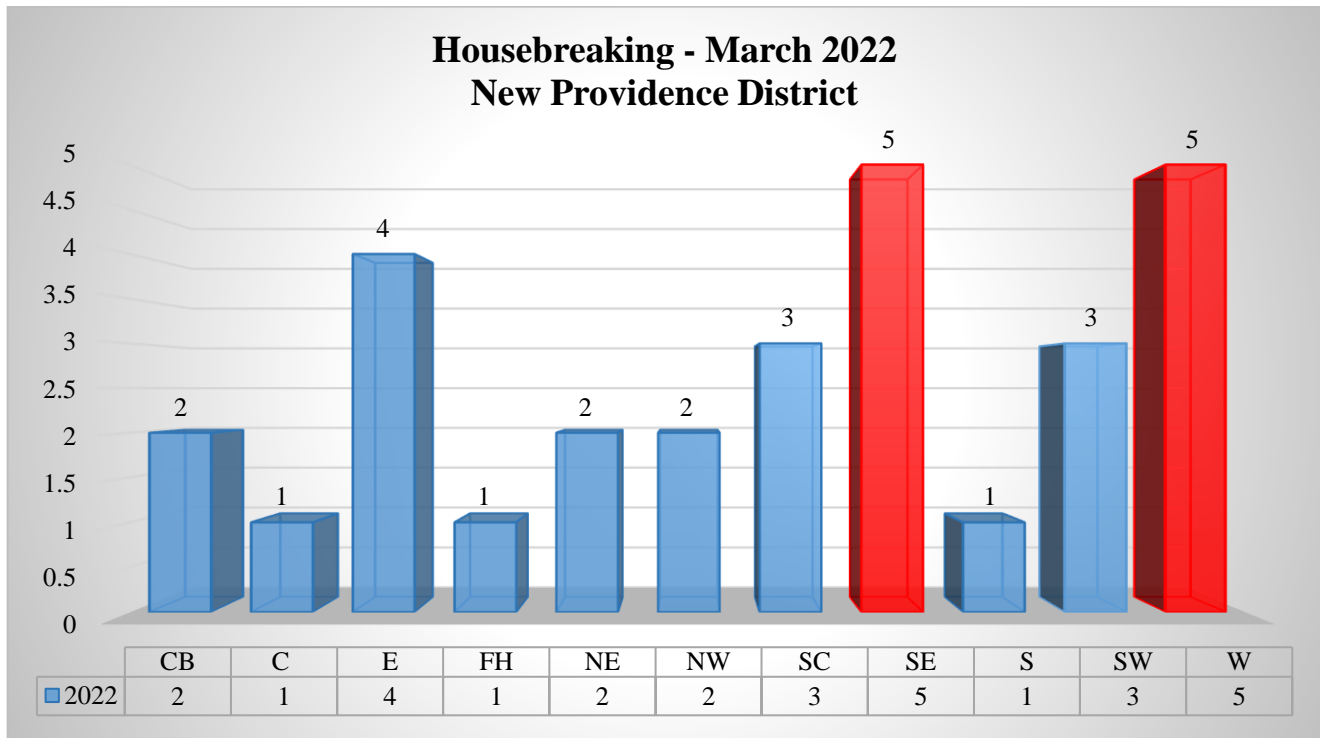
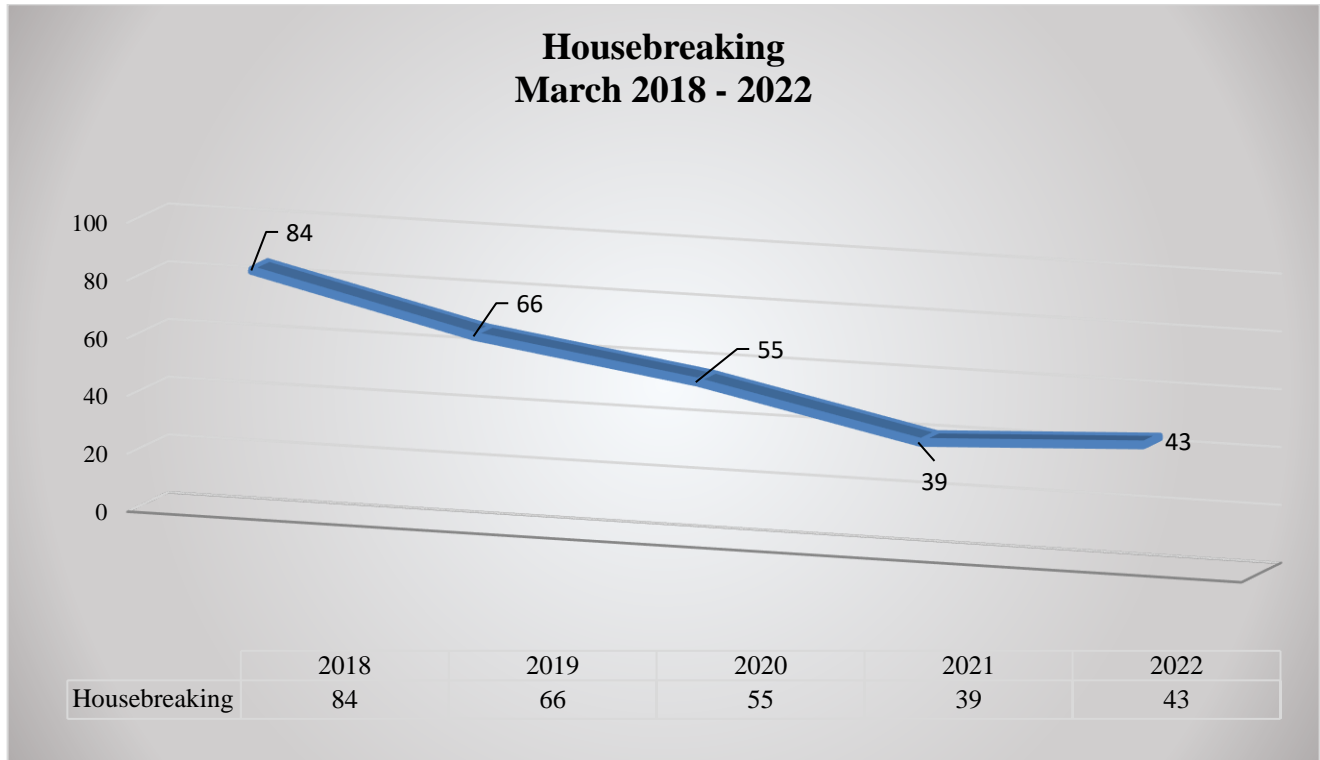


N.B. These are preliminary figures and are subject to change. Research and Policy Branch, RBPF.

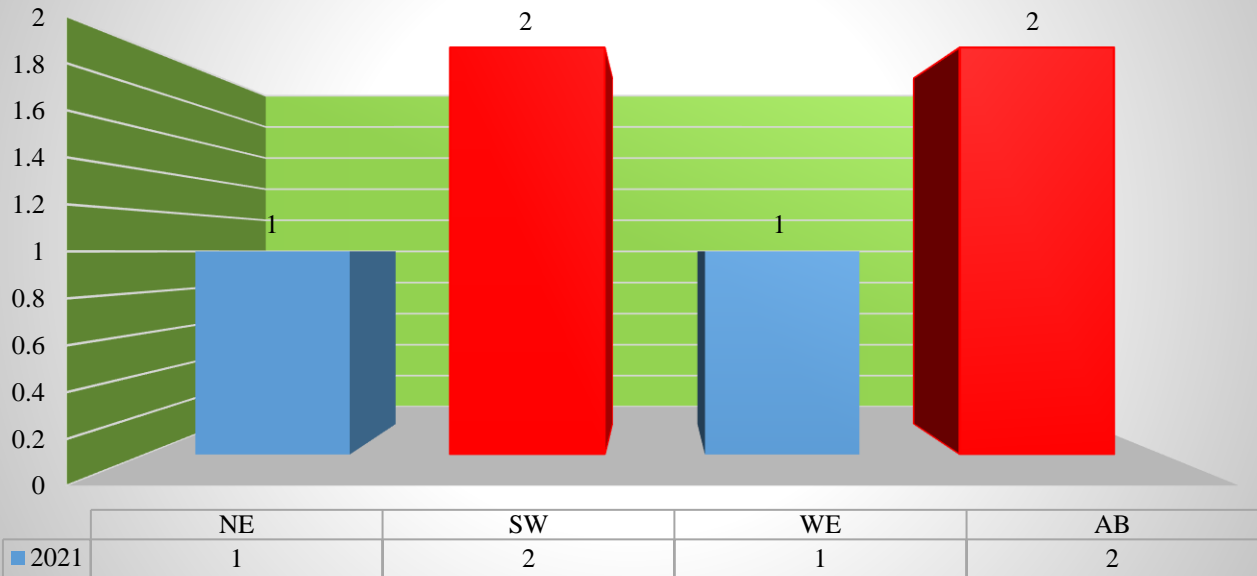


Housebreaking

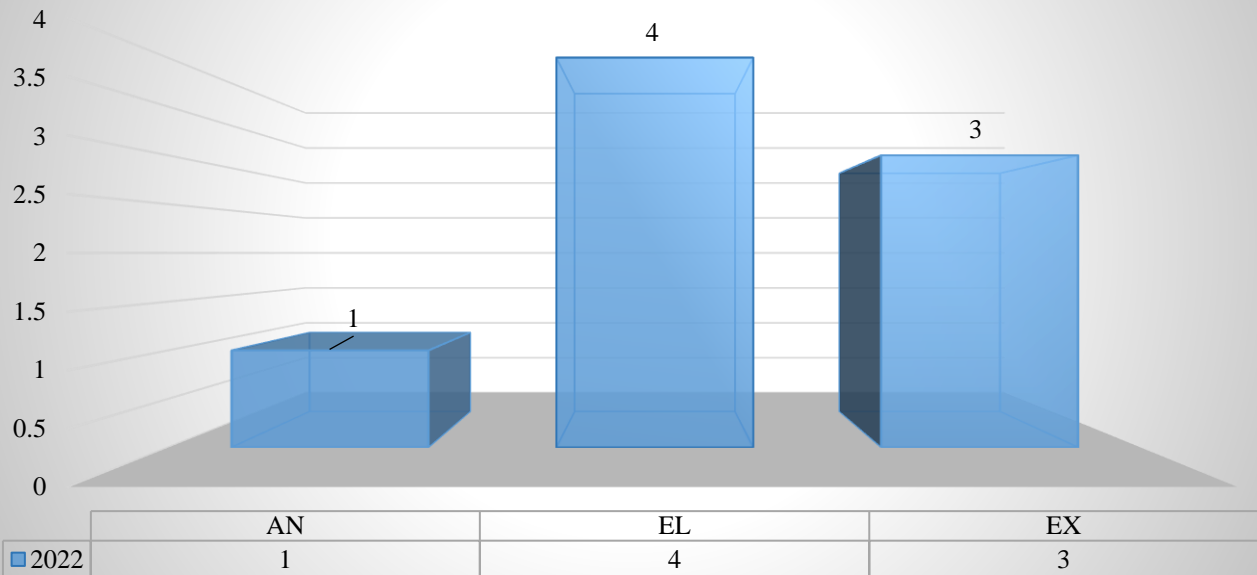
For the period in review, housebreakings increased by 10% with 43 incidents, compared to 39 over the same period in 2021. Based on preliminary figures, housebreakings were more likely to occur on a Monday and Wednesday than any other day of the week.



Housebreaking - March 2022 Grand Bahama District

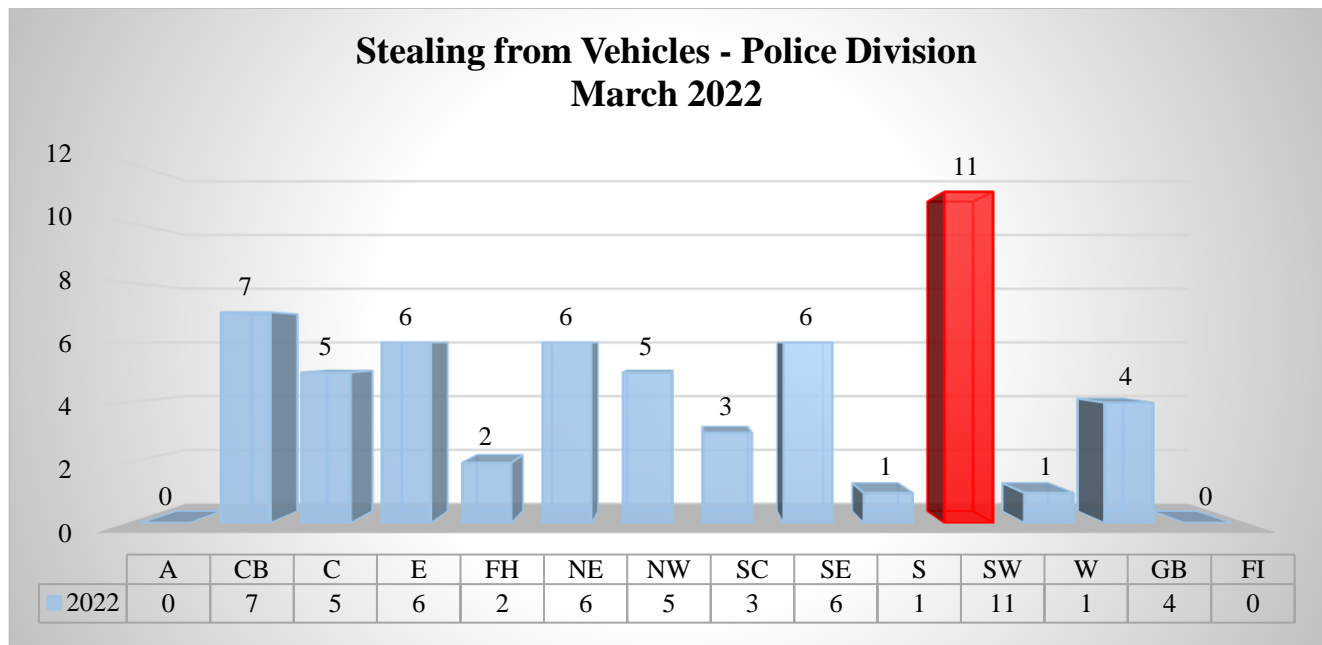
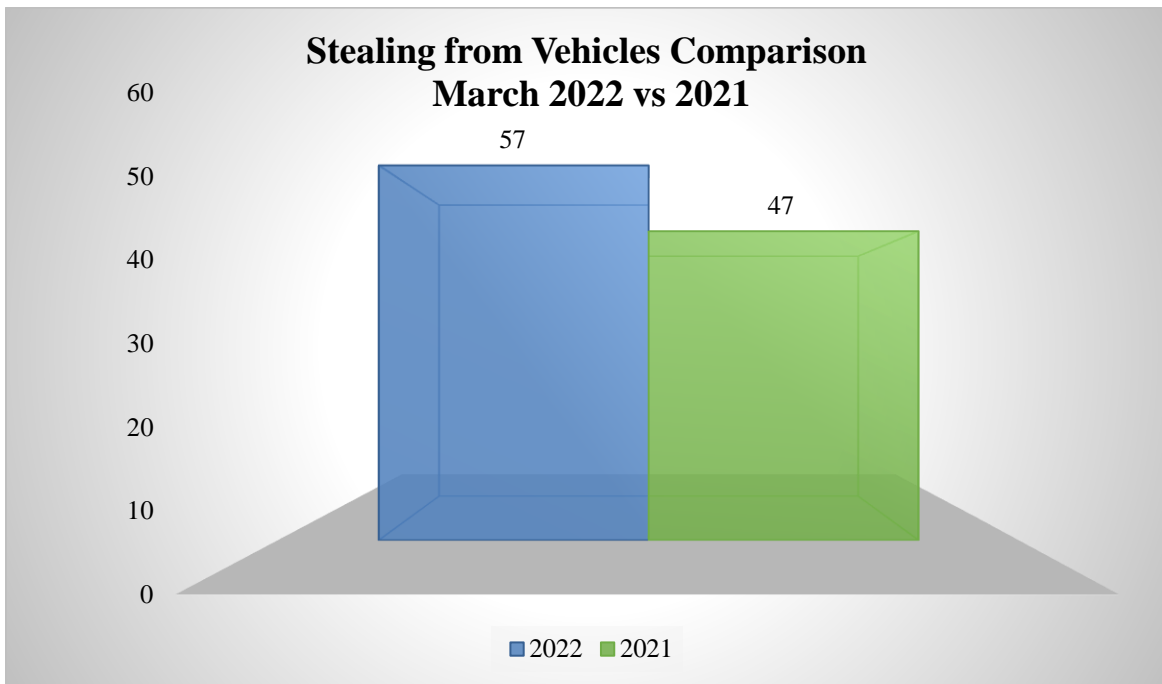


Housebreaking - March 2022 Family Island District

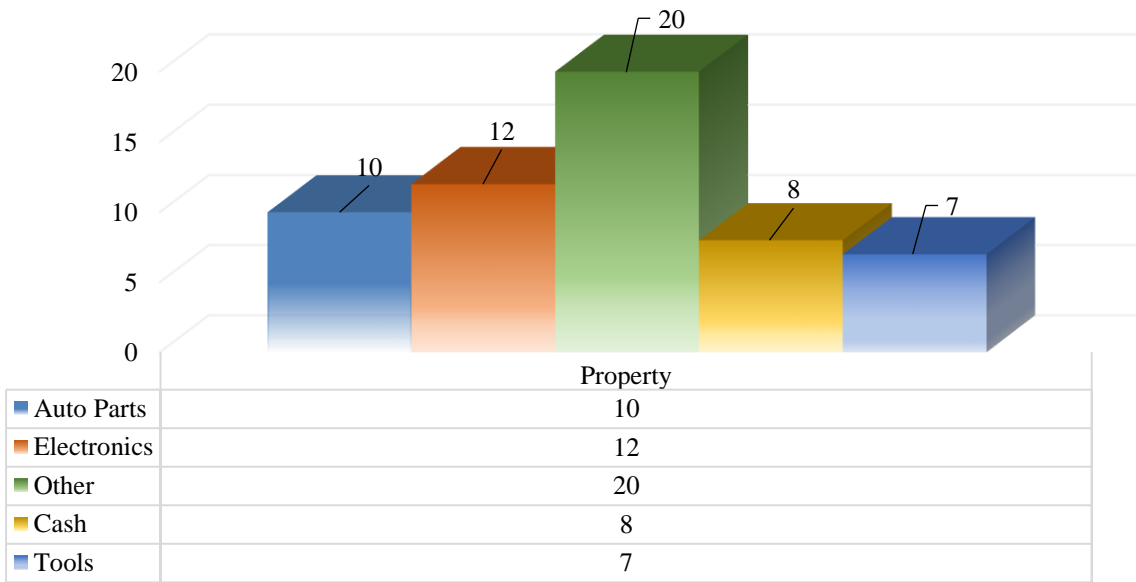


Stealing from Vehicle

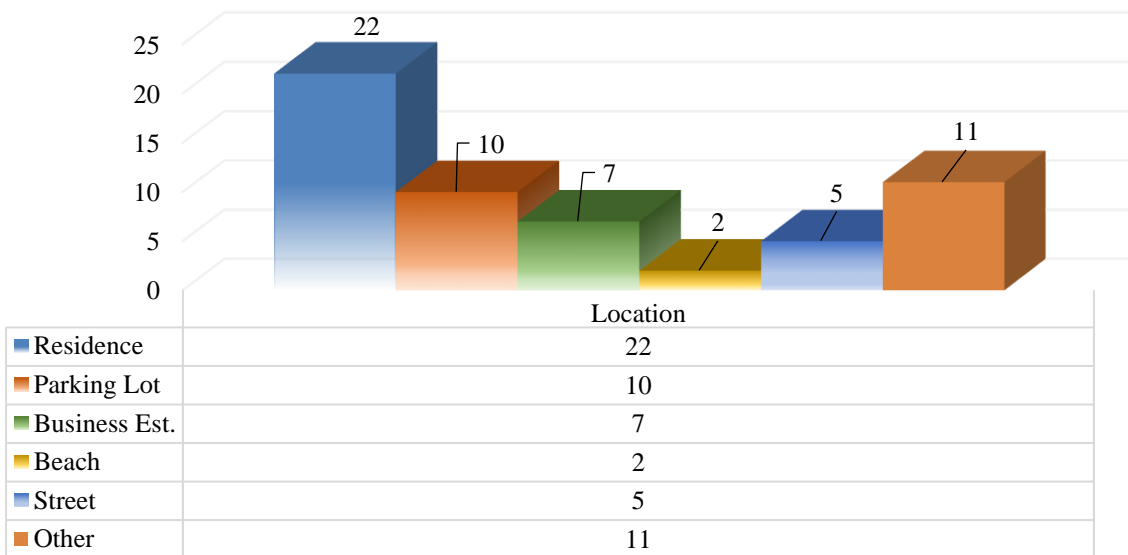
For the period in review, stealing from a vehicle increased by 21% with 57 incidents, compared to 47 over the same period in 2021. Items of choice stolen from vehicles mostly consisted of electronics, auto parts, cash and tools. Residences were the most targeted areas for this crime representing 54% of stealing incidents.



Stealing from Vehicle - Items Stolen March 2022

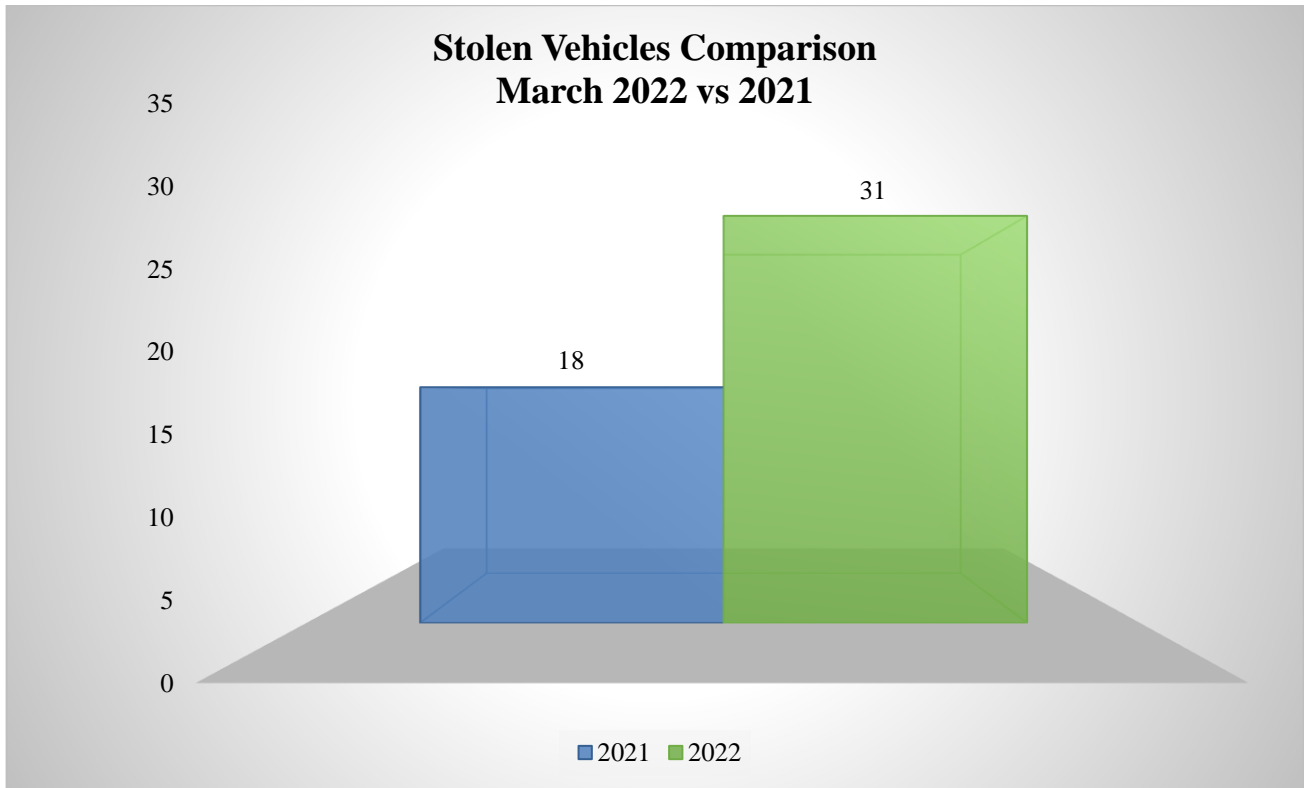


Stealing from Vehicle - Location Type March 2022

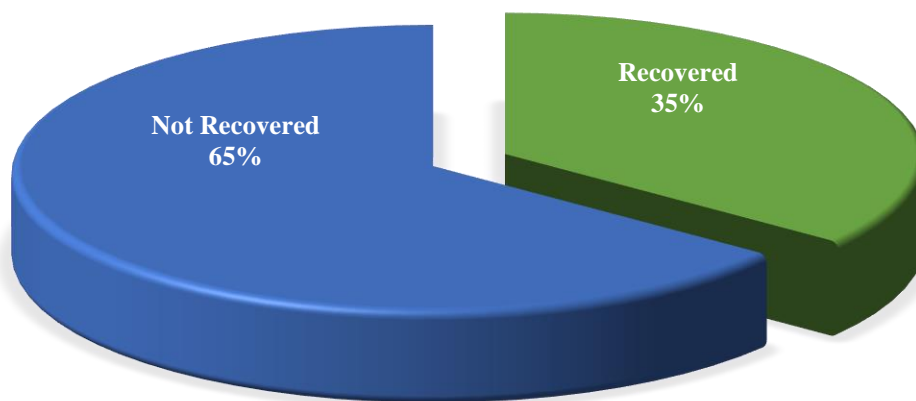


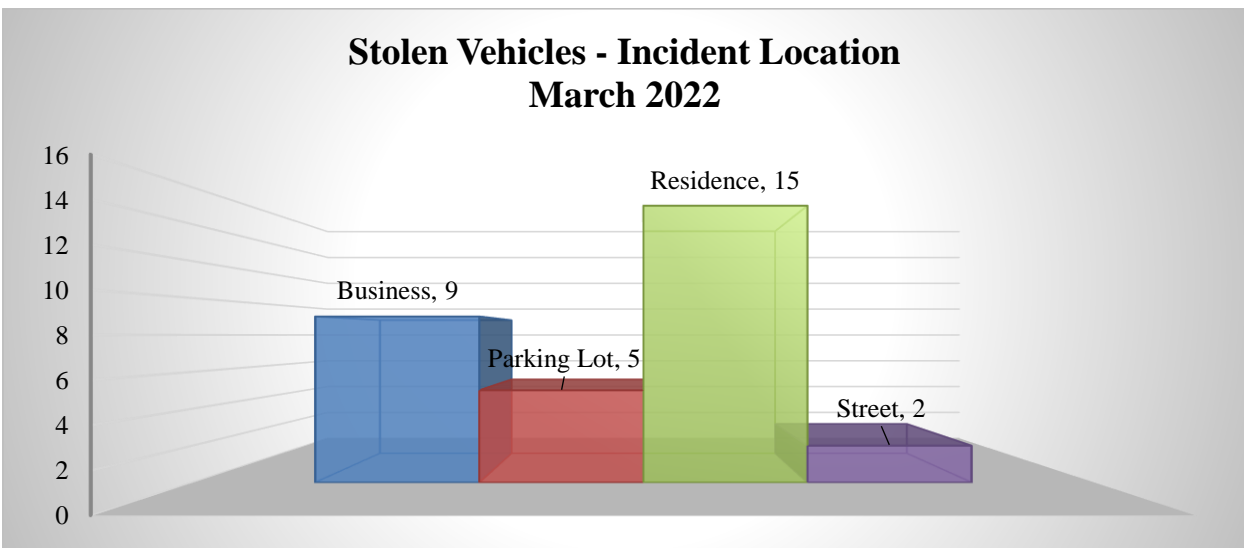
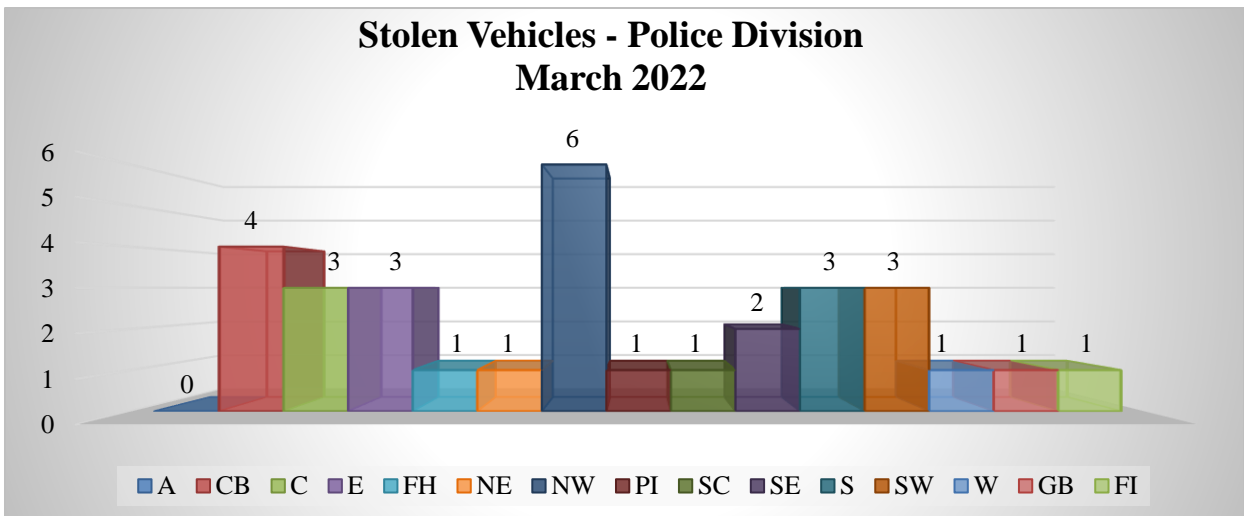
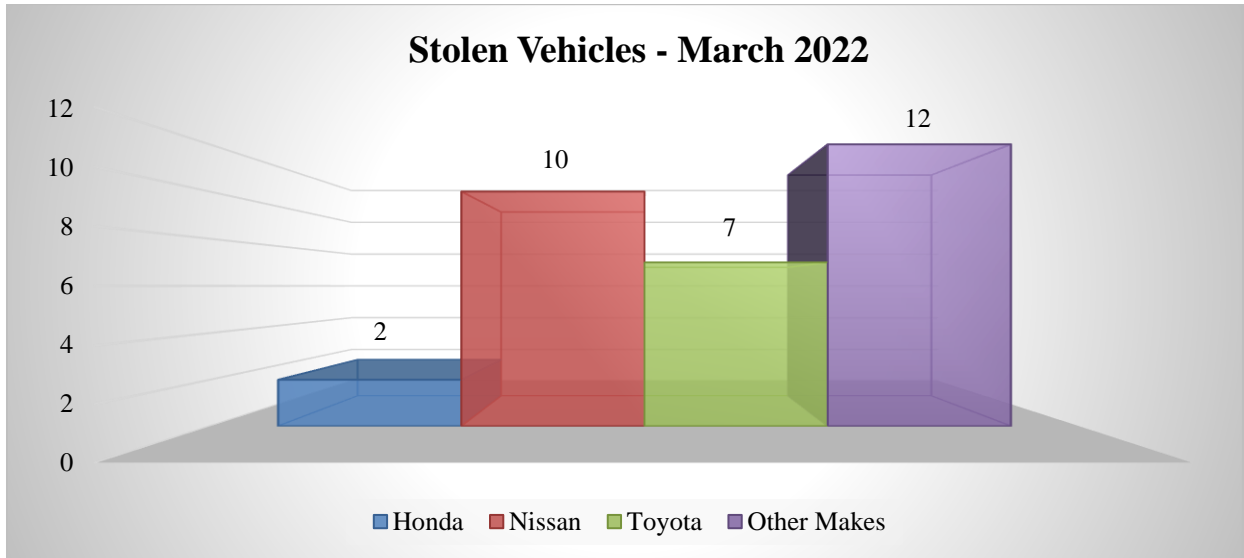
Stolen Vehicle

For the period in review, stolen vehicles increased by 72% with 31 incidents, compared to 18 over the same period in 2021. Eleven or 35% of vehicles stolen for the month were recovered.



Stolen Vehicles Recovered March 2022





**National Reported Crimes
New Providence District
March
2022 vs 2021**

Crimes Against the Person	2022	2021	% CHANGE
Murder	21	8	163
Attempted Murder	2	4	-50
Manslaughter	0	1	N/A
Rape	8	3	167
Attempted Rape	0	1	N/A
Unlawful Sexual Intercourse	7	10	-30
Armed Robbery	61	38	61
Robbery	17	7	143
Attempted Robbery	0	1	N/A
Sub-Total	116	73	59
Crimes Against the Property	2022	2021	% CHANGE
Burglary	13	6	117
Housebreaking	29	27	7
Shopbreaking	37	12	208
Stealing	68	62	10
Stealing from Vehicle	53	37	43
Stolen Vehicle	29	16	81
Sub-Total	229	160	43
Total	345	233	48

**National Reported Crimes
New Providence District Breakdown
March 2022**

Crimes Against the Person	A	CB	C	E	FH	NE	NW	PI	SC	SE	S	SW	W	Total
Murder	0	0	0	0	0	0	0	0	8	1	8	4	0	21
Attempted Murder	0	0	0	0	0	0	0	0	0	0	2	0	0	2
Manslaughter	0	0	0	0	0	0	0	0	0	0	0	0	0	0
Rape	0	0	2	0	1	1	0	0	0	2	1	1	0	8
Attempted Rape	0	0	0	0	0	0	0	0	0	0	0	0	0	0
Unlawful Sex	0	0	0	2	1	0	0	0	0	2	2	0	0	7
Armed Robbery	1	4	3	2	3	9	2	1	13	9	3	10	1	61
Robbery	0	0	1	2	1	4	1	0	2	4	0	1	1	17
Attempted Robbery	0	0	0	0	0	0	0	0	0	0	0	0	0	0
Sub Total	1	4	6	6	6	14	3	1	23	18	16	16	2	116
Crimes Against the Property	A	CB	C	E	FH	NE	NW	PI	SC	SE	S	SW	W	Total
Burglary	0	8	1	0	1	1	0	0	2	0	0	0	0	13
Housebreaking	0	2	1	4	1	2	2	0	3	5	1	3	5	29
Shopbreaking	0	0	7	0	2	8	1	0	5	5	2	5	2	37
Stealing	0	4	5	11	2	3	3	4	10	4	3	13	6	68
Stealing from Vehicle	0	7	5	6	2	6	5	0	3	6	1	11	1	53
Stolen Vehicle	0	4	3	3	1	1	6	1	1	2	3	3	1	29
Sub Total	0	25	22	24	9	21	17	5	24	22	10	35	15	229
TOTAL	1	29	28	30	15	35	20	6	47	40	26	51	17	345

**National Reported Crimes
New Providence District
Airport Division
March
2022 vs 2021**

Crimes Against the Person	2022	2021	% CHANGE
Murder	0	0	0
Attempted Murder	0	0	0
Manslaughter	0	0	0
Rape	0	0	0
Attempted Rape	0	0	0
Unlawful Sexual Intercourse	0	0	0
Armed Robbery	1	0	N/A
Robbery	0	0	0
Attempted Robbery	0	0	0
Sub-Total	1	0	N/A
Crimes Against the Property	2022	2021	% CHANGE
Burglary	0	0	0
Housebreaking	0	0	0
Shopbreaking	0	0	0
Stealing	0	0	0
Stealing from Vehicle	0	0	0
Stolen Vehicle	0	0	0
Sub-Total	0	0	0
Total	1	0	N/A

**National Reported Crimes
New Providence District
Cable Beach Division
March
2022 vs 2021**

Crimes Against the Person	2022	2021	% CHANGE
Murder	0	0	0
Attempted Murder	0	0	0
Manslaughter	0	0	0
Rape	0	0	0
Attempted Rape	0	0	0
Unlawful Sexual Intercourse	0	0	0
Armed Robbery	4	0	N/A
Robbery	0	0	0
Attempted Robbery	0	0	0
Sub-Total	4	0	N/A
Crimes Against the Property	2022	2021	% CHANGE
Burglary	8	2	300
Housebreaking	2	3	-33
Shopbreaking	0	0	0
Stealing	4	2	100
Stealing from Vehicle	7	2	250
Stolen Vehicle	4	0	N/A
Sub-Total	25	9	178
Total	29	9	222

**National Reported Crimes
New Providence District
Central Division
March
2022 vs 2021**

Crimes Against the Person	2022	2021	% CHANGE
Murder	0	1	N/A
Attempted Murder	0	0	0
Manslaughter	0	0	0
Rape	2	0	N/A
Attempted Rape	0	0	0
Unlawful Sexual Intercourse	0	0	0
Armed Robbery	3	2	50
Robbery	1	2	-50
Attempted Robbery	0	0	0
Sub-Total	6	5	20
Crimes Against the Property	2022	2021	% CHANGE
Burglary	1	0	N/A
Housebreaking	1	0	N/A
Shopbreaking	7	0	N/A
Stealing	5	6	-17
Stealing from Vehicle	5	2	150
Stolen Vehicle	3	2	50
Sub-Total	22	10	120
Total	28	15	87

**National Reported Crimes
New Providence District
Eastern Division
March
2022 vs 2021**

Crimes Against the Person	2021	2020	% CHANGE
Murder	0	0	0
Attempted Murder	0	0	0
Manslaughter	0	0	0
Rape	0	0	0
Attempted Rape	0	0	0
Unlawful Sexual Intercourse	2	1	100
Armed Robbery	2	1	100
Robbery	2	0	N/A
Attempted Robbery	0	0	0
Sub-Total	6	2	200
Crimes Against the Property	2021	2020	% CHANGE
Burglary	0	0	0
Housebreaking	4	5	-20
Shopbreaking	0	1	N/A
Stealing	11	9	22
Stealing from Vehicle	6	6	0
Stolen Vehicle	3	4	-25
Sub-Total	24	25	-4
Total	30	27	11

**National Reported Crimes
New Providence District
Fox Hill Division
March
2022 vs 2021**

Crimes Against the Person	2022	2021	% CHANGE
Murder	0	1	N/A
Attempted Murder	0	0	0
Manslaughter	0	0	0
Rape	1	0	N/A
Attempted Rape	0	0	0
Unlawful Sexual Intercourse	1	0	N/A
Armed Robbery	3	3	0
Robbery	1	0	N/A
Attempted Robbery	0	0	0
Sub-Total	6	4	50
Crimes Against the Property	2022	2021	% CHANGE
Burglary	1	1	0
Housebreaking	1	1	0
Shopbreaking	2	0	N/A
Stealing	2	3	-33
Stealing from Vehicle	2	1	100
Stolen Vehicle	1	0	N/A
Sub-Total	9	6	50
Total	15	10	50

**National Reported Crimes
New Providence District
Northeastern Division
March
2022 vs 2021**

Crimes Against the Person	2022	2021	% CHANGE
Murder	0	3	N/A
Attempted Murder	0	0	0
Manslaughter	0	0	0
Rape	1	0	N/A
Attempted Rape	0	0	0
Unlawful Sexual Intercourse	0	0	0
Armed Robbery	9	10	-10
Robbery	4	1	300
Attempted Robbery	0	0	0
Sub-Total	14	14	0
Crimes Against the Property	2022	2021	% CHANGE
Burglary	1	0	N/A
Housebreaking	2	1	100
Shopbreaking	8	3	167
Stealing	3	6	-50
Stealing from Vehicle	6	0	N/A
Stolen Vehicle	1	2	-50
Sub-Total	21	12	75
Total	35	26	35

**National Reported Crimes
New Providence District
Northwestern Division
March
2022 vs 2021**

Crimes Against the Person	2022	2021	% CHANGE
Murder	0	0	0
Attempted Murder	0	0	0
Manslaughter	0	0	0
Rape	0	0	0
Attempted Rape	0	0	0
Unlawful Sexual Intercourse	0	0	0
Armed Robbery	2	0	N/A
Robbery	1	0	N/A
Attempted Robbery	0	0	0
Sub-Total	3	0	N/A
Crimes Against the Property	2022	2021	% CHANGE
Burglary	0	0	0
Housebreaking	2	2	0
Shopbreaking	1	1	0
Stealing	3	1	200
Stealing from Vehicle	5	4	25
Stolen Vehicle	6	0	N/A
Sub-Total	17	8	113
Total	20	8	150

**National Reported Crimes
New Providence District
Paradise Island Division
March
2022 vs 2021**

Crimes Against the Person	2022	2021	% CHANGE
Murder	0	0	0
Attempted Murder	0	0	0
Manslaughter	0	0	0
Rape	0	0	0
Attempted Rape	0	0	0
Unlawful Sexual Intercourse	0	0	0
Armed Robbery	1	0	N/A
Robbery	0	0	0
Attempted Robbery	0	0	0
Sub-Total	1	0	N/A
Crimes Against the Property	2022	2021	% CHANGE
Burglary	0	0	0
Housebreaking	0	0	0
Shopbreaking	0	0	0
Stealing	4	1	300
Stealing from Vehicle	0	0	0
Stolen Vehicle	1	0	N/A
Sub-Total	5	1	400
Total	6	1	500

**National Reported Crimes
New Providence District
South Central Division
March
2022 vs 2021**

Crimes Against the Person	2022	2021	% CHANGE
Murder	8	2	300
Attempted Murder	0	2	N/A
Manslaughter	0	0	0
Rape	0	0	0
Attempted Rape	0	1	N/A
Unlawful Sexual Intercourse	0	1	N/A
Armed Robbery	13	8	63
Robbery	2	1	100
Attempted Robbery	0	1	N/A
Sub-Total	23	16	44
Crimes Against the Property	2022	2021	% CHANGE
Burglary	2	1	100
Housebreaking	3	3	0
Shopbreaking	5	0	N/A
Stealing	10	7	43
Stealing from Vehicle	3	2	50
Stolen Vehicle	1	1	0
Sub-Total	24	14	71
Total	47	30	57

**National Reported Crimes
New Providence District
Southeastern Division
March
2022 vs 2021**

Crimes Against the Person	2022	2021	% CHANGE
Murder	1	0	N/A
Attempted Murder	0	1	N/A
Manslaughter	0	0	0
Rape	2	2	0
Attempted Rape	0	0	0
Unlawful Sexual Intercourse	2	3	-33
Armed Robbery	9	5	80
Robbery	4	0	N/A
Attempted Robbery	0	0	0
Sub-Total	18	11	64
Crimes Against the Property	2022	2021	% CHANGE
Burglary	0	1	N/A
Housebreaking	5	5	0
Shopbreaking	5	2	150
Stealing	4	7	-43
Stealing from Vehicle	6	2	200
Stolen Vehicle	2	0	N/A
Sub-Total	22	17	29
Total	40	28	43

**National Reported Crimes
New Providence District
Southern Division
March
2022 vs 2021**

Crimes Against the Person	2022	2021	% CHANGE
Murder	8	1	700
Attempted Murder	2	0	N/A
Manslaughter	0	0	0
Rape	1	0	N/A
Attempted Rape	0	0	0
Unlawful Sexual Intercourse	2	2	0
Armed Robbery	3	5	-40
Robbery	0	0	0
Attempted Robbery	0	0	0
Sub-Total	16	8	100
Crimes Against the Property	2022	2021	% CHANGE
Burglary	0	0	0
Housebreaking	1	1	0
Shopbreaking	2	1	100
Stealing	3	4	-25
Stealing from Vehicle	1	3	-67
Stolen Vehicle	3	2	50
Sub-Total	10	11	-9
Total	26	19	37

**National Reported Crimes
New Providence District
Southwestern Division
March
2022 vs 2021**

Crimes Against the Person	2022	2021	% CHANGE
Murder	4	0	N/A
Attempted Murder	0	1	N/A
Manslaughter	0	1	N/A
Rape	1	1	0
Attempted Rape	0	0	0
Unlawful Sexual Intercourse	0	3	N/A
Armed Robbery	10	4	150
Robbery	1	2	-50
Attempted Robbery	0	0	0
Sub-Total	16	12	33
Crimes Against the Property	2022	2021	% CHANGE
Burglary	0	1	N/A
Housebreaking	3	4	-25
Shopbreaking	5	2	150
Stealing	13	13	0
Stealing from Vehicle	11	15	-27
Stolen Vehicle	3	3	0
Sub-Total	35	38	-8
Total	51	50	2

**National Reported Crimes
New Providence District
Western Division
March
2022 vs 2021**

Crimes Against the Person	2022	2021	% CHANGE
Murder	0	0	0
Attempted Murder	0	0	0
Manslaughter	0	0	0
Rape	0	0	0
Attempted Rape	0	0	0
Unlawful Sexual Intercourse	0	0	0
Armed Robbery	1	0	N/A
Robbery	1	1	0
Attempted Robbery	0	0	0
Sub-Total	2	1	100
Crimes Against the Property	2022	2021	% CHANGE
Burglary	0	0	0
Housebreaking	5	2	150
Shopbreaking	2	2	0
Stealing	6	3	100
Stealing from Vehicle	1	0	N/A
Stolen Vehicle	1	2	-50
Sub-Total	15	9	67
Total	17	10	70

National Reported Crimes
Grand Bahama & Northern Bahamas District (Abaco & Bimini)
March
2022 vs 2021

Crimes Against the Person	2022	2021	% CHANGE
Murder	1	1	0
Attempted Murder	0	1	N/A
Manslaughter	0	0	0
Rape	1	0	N/A
Attempted Rape	0	0	0
Unlawful Sexual Intercourse	2	3	-33
Armed Robbery	3	0	N/A
Robbery	0	1	N/A
Attempted Robbery	0	0	0
Sub-Total	7	6	17
Crimes Against the Property	2022	2021	% CHANGE
Burglary	1	1	0
Housebreaking	6	5	20
Shopbreaking	4	3	33
Stealing	17	17	0
Stealing from Vehicle	4	9	-56
Stolen Vehicle	1	2	-50
Sub-Total	33	37	-11
Total	40	43	-7

**National Reported Crimes
Grand Bahama & Northern Bahamas District (Abaco & Bimini) Breakdown
March
2022**

Crimes Against the Person	A	C	EMR	NE	SW	WE	AB GBNB	BI GBNB	Total
Murder	0	1	0	0	0	0	0	0	1
Attempted Murder	0	0	0	0	0	0	0	0	0
Manslaughter	0	0	0	0	0	0	0	0	0
Rape	0	1	0	0	0	0	0	0	1
Attempted Rape	0	0	0	0	0	0	0	0	0
Unlawful Sex	0	0	0	0	1	0	1	0	2
Armed Robbery	0	1	0	0	1	0	1	0	3
Robbery	0	0	0	0	0	0	0	0	0
Attempted Robbery	0	0	0	0	0	0	0	0	0
Sub Total	0	3	0	0	2	0	2	0	7
Crimes Against the Property	A	C	EMR	NE	SW	WE	AB	BI	Total
Burglary	0	0	0	0	0	0	1	0	1
Housebreaking	0	0	0	1	2	1	2	0	6
Shopbreaking	0	1	1	0	0	0	2	0	4
Stealing	2	5	1	1	2	1	5	0	17
Stealing from Vehicle	0	0	0	1	0	0	1	2	4
Stolen Vehicle	0	0	1	0	0	0	0	0	1
Sub Total	2	6	3	3	4	2	11	2	33
TOTAL	2	9	3	3	6	2	13	2	40

**National Reported Crimes
Grand Bahama & Northern Bahamas District (Abaco & Bimini)
Airport Division
March
2022 vs 2021**

Crimes Against the Person	2021	2020	% CHANGE
Murder	0	0	0
Attempted Murder	0	0	0
Manslaughter	0	0	0
Rape	0	0	0
Attempted Rape	0	0	0
Unlawful Sexual Intercourse	0	0	0
Armed Robbery	0	0	0
Robbery	0	0	0
Attempted Robbery	0	0	0
Sub-Total	0	0	0
Crimes Against the Property	2021	2020	Total
Burglary	0	0	0
Housebreaking	0	0	0
Shopbreaking	0	0	0
Stealing	2	0	N/A
Stealing from Vehicle	0	0	0
Stolen Vehicle	0	0	0
Sub-Total	2	0	N/A
Total	2	0	N/A

**National Reported Crimes
Grand Bahama & Northern Bahamas District (Abaco & Bimini)
Central Division
March
2022 vs 2021**

Crimes Against the Person	2022	2021	% CHANGE
Murder	1	0	N/A
Attempted Murder	0	0	0
Manslaughter	0	0	0
Rape	1	0	N/A
Attempted Rape	0	0	0
Unlawful Sexual Intercourse	0	0	0
Armed Robbery	1	0	N/A
Robbery	0	0	0
Attempted Robbery	0	0	0
Sub-Total	3	0	N/A
Crimes Against the Property	2022	2021	Total
Burglary	0	0	0
Housebreaking	0	3	N/A
Shopbreaking	1	0	N/A
Stealing	5	3	67
Stealing from Vehicle	0	5	N/A
Stolen Vehicle	0	0	0
Sub-Total	6	11	-45
Total	9	11	-18

**National Reported Crimes
Grand Bahama & Northern Bahamas District (Abaco & Bimini)
Eight Mile Rock Division
March
2022 vs 2021**

Crimes Against the Person	2022	2021	% CHANGE
Murder	0	0	0
Attempted Murder	0	0	0
Manslaughter	0	0	0
Rape	0	0	0
Attempted Rape	0	0	0
Unlawful Sexual Intercourse	0	0	0
Armed Robbery	0	0	0
Robbery	0	0	0
Attempted Robbery	0	0	0
Sub-Total	0	0	0
Crimes Against the Property	2022	2021	% CHANGE
Burglary	0	0	0
Housebreaking	0	1	N/A
Shopbreaking	1	0	N/A
Stealing	1	3	-67
Stealing from Vehicle	0	0	0
Stolen Vehicle	1	0	N/A
Sub-Total	3	4	-25
Total	3	4	-25

**National Reported Crimes
Grand Bahama & Northern Bahamas District (Abaco & Bimini)
Northeastern Division
March
2022 vs 2021**

Crimes Against the Person	2022	2021	% CHANGE
Murder	0	0	0
Attempted Murder	0	0	0
Manslaughter	0	0	0
Rape	0	0	0
Attempted Rape	0	0	0
Unlawful Sexual Intercourse	0	0	0
Armed Robbery	0	0	0
Robbery	0	0	0
Attempted Robbery	0	0	0
Sub-Total	0	0	0
Crimes Against the Property	2022	2021	% CHANGE
Burglary	0	0	0
Housebreaking	1	0	N/A
Shopbreaking	0	0	0
Stealing	1	1	0
Stealing from Vehicle	1	0	N/A
Stolen Vehicle	0	0	0
Sub-Total	3	1	200
Total	3	1	200

**National Reported Crimes
Grand Bahama & Northern Bahamas District (Abaco & Bimini)
Southwestern Division
March
2022 vs 2021**

Crimes Against the Person	2022	2021	% CHANGE
Murder	0	0	0
Attempted Murder	0	1	N/A
Manslaughter	0	0	0
Rape	0	0	0
Attempted Rape	0	0	0
Unlawful Sexual Intercourse	1	1	0
Armed Robbery	1	0	N/A
Robbery	0	0	0
Attempted Robbery	0	0	0
Sub-Total	2	2	0
Crimes Against the Property	2022	2021	Total
Burglary	0	1	N/A
Housebreaking	2	0	N/A
Shopbreaking	0	2	N/A
Stealing	2	6	-67
Stealing from Vehicle	0	2	N/A
Stolen Vehicle	0	2	N/A
Sub-Total	4	13	-69
Total	6	15	-60

**National Reported Crimes
Grand Bahama & Northern Bahamas District (Abaco & Bimini)
West End Division
March
2022 vs 2021**

Crimes Against the Person	2022	2021	% CHANGE
Murder	0	0	0
Attempted Murder	0	0	0
Manslaughter	0	0	0
Rape	0	0	0
Attempted Rape	0	0	0
Unlawful Sexual Intercourse	0	0	0
Armed Robbery	0	0	0
Robbery	0	0	0
Attempted Robbery	0	0	0
Sub-Total	0	0	0
Crimes Against the Property	2022	2021	% CHANGE
Burglary	0	0	0
Housebreaking	1	0	N/A
Shopbreaking	0	1	N/A
Stealing	1	0	N/A
Stealing from Vehicle	0	1	-100
Stolen Vehicle	0	0	0
Sub-Total	2	2	0
Total	2	2	0

**National Reported Crimes
Grand Bahama & Northern Bahamas District (Abaco & Bimini)
Abaco Division
March
2022 vs 2021**

Crimes Against the Person	2022	2021	% CHANGE
Murder	0	1	N/A
Attempted Murder	0	0	0
Manslaughter	0	0	0
Rape	0	0	0
Attempted Rape	0	0	0
Unlawful Sexual Intercourse	1	2	-50
Armed Robbery	1	0	N/A
Robbery	0	1	N/A
Attempted Robbery	0	0	0
Sub-Total	2	4	-50
Crimes Against the Property	2021	2020	% CHANGE
Burglary	1	0	N/A
Housebreaking	2	1	100
Shopbreaking	2	0	N/A
Stealing	5	4	25
Stealing from Vehicle	1	1	0
Stolen Vehicle	0	0	0
Sub-Total	11	6	83
Total	13	10	30

**National Reported Crimes
Grand Bahama & Northern Bahamas District (Abaco & Bimini)
Bimini Division
March
2022 vs 2021**

Crimes Against the Person	2022	2021	% CHANGE
Murder	0	0	0
Attempted Murder	0	0	0
Manslaughter	0	0	0
Rape	0	0	0
Attempted Rape	0	0	0
Unlawful Sexual Intercourse	0	0	0
Armed Robbery	0	0	0
Robbery	0	0	0
Attempted Robbery	0	0	0
Sub-Total	0	0	0
Crimes Against the Property	2022	2021	% CHANGE
Burglary	0	0	0
Housebreaking	0	0	0
Shopbreaking	0	0	0
Stealing	0	0	0
Stealing from Vehicle	2	0	N/A
Stolen Vehicle	0	0	0
Sub-Total	2	0	N/A
Total	2	0	N/A

**National Reported Crimes
Family Islands District
(Central & Southern Bahamas)
March
2022 vs 2021**

Crimes Against the Person	2022	2021	% CHANGE
Murder	0	0	0
Attempted Murder	0	0	0
Manslaughter	0	0	0
Rape	0	1	N/A
Attempted Rape	0	0	0
Unlawful Sexual Intercourse	0	1	N/A
Armed Robbery	0	0	0
Robbery	1	0	N/A
Attempted Robbery	0	0	0
Sub-Total	1	2	-50
Crimes Against the Property	2022	2021	% CHANGE
Burglary	0	1	N/A
Housebreaking	8	7	14
Shopbreaking	5	3	67
Stealing	6	11	-45
Stealing from Vehicle	0	1	N/A
Stolen Vehicle	1	0	N/A
Sub-Total	20	23	-13
Total	21	25	-16

**National Reported Crimes
Family Islands District Breakdown
(Central & Southern Bahamas)
March
2022 vs 2021**

Crimes Against Person	AC	AN	BE	CI	EL	EX	IN	LI	M	RC	SS	Total
Murder	0	0	0	0	0	0	0	0	0	0	0	0
Attempted Murder	0	0	0	0	0	0	0	0	0	0	0	0
Manslaughter	0	0	0	0	0	0	0	0	0	0	0	0
Rape	0	0	0	0	0	0	0	0	0	0	0	0
Attempted Rape	0	0	0	0	0	0	0	0	0	0	0	0
Unlawful Sex	0	0	0	0	0	0	0	0	0	0	0	0
Armed Robbery	0	0	0	0	0	0	0	0	0	0	0	0
Robbery	0	0	0	0	1	0	0	0	0	0	0	1
Attempted Robbery	0	0	0	0	0	0	0	0	0	0	0	0
Sub Total	0	0	0	0	1	0	0	0	0	0	0	1
Crimes Against Property	AC	AN	BE	CI	EL	EX	IN	LI	M	RC	SS	Total
Burglary	0	0	0	0	0	0	0	0	0	0	0	0
Housebreaking	0	1	0	0	4	3	0	0	0	0	0	8
Shopbreaking	0	3	0	0	0	2	0	0	0	0	0	5
Stealing	0	3	0	1	1	0	0	0	1	0	0	6
Stealing from Vehicle	0	0	0	0	0	0	0	0	0	0	0	0
Stolen Vehicle	0	0	0	0	1	0	0	0	0	0	0	1
Sub Total	0	7	0	1	6	5	0	0	1	0	0	20
TOTAL	0	7	0	1	7	5	0	0	1	0	0	21

**National Reported Crimes
Family Islands District
Acklins Division
March
2022 vs 2021**

Crimes Against the Person	2022	2021	% CHANGE
Murder	0	0	0
Attempted Murder	0	0	0
Manslaughter	0	0	0
Rape	0	0	0
Attempted Rape	0	0	0
Unlawful Sexual Intercourse	0	0	0
Armed Robbery	0	0	0
Robbery	0	0	0
Attempted Robbery	0	0	0
Sub-Total	0	0	0
Crimes Against the Property	2022	2021	Total
Burglary	0	0	0
Housebreaking	0	0	0
Shopbreaking	0	0	0
Stealing	0	1	N/A
Stealing from Vehicle	0	0	0
Stolen Vehicle	0	0	0
Sub-Total	0	1	N/A
Total	0	1	N/A

**National Reported Crimes
Family Islands District
Andros Division
March
2022 vs 2021**

Crimes Against the Person	2022	2021	% CHANGE
Murder	0	0	0
Attempted Murder	0	0	0
Manslaughter	0	0	0
Rape	0	0	0
Attempted Rape	0	0	0
Unlawful Sexual Intercourse	0	0	0
Armed Robbery	0	0	0
Robbery	0	0	0
Attempted Robbery	0	0	0
Sub-Total	0	0	0
Crimes Against the Property	2022	2021	Total
Burglary	0	0	0
Housebreaking	1	0	N/A
Shopbreaking	3	1	200
Stealing	3	3	0
Stealing from Vehicle	0	0	0
Stolen Vehicle	0	0	0
Sub-Total	7	4	75
Total	7	4	75

**National Reported Crimes
Family Islands District
Berry Islands Division
March
2022 vs 2021**

Crimes Against the Person	2022	2021	% CHANGE
Murder	0	0	0
Attempted Murder	0	0	0
Manslaughter	0	0	0
Rape	0	0	0
Attempted Rape	0	0	0
Unlawful Sexual Intercourse	0	0	0
Armed Robbery	0	0	0
Robbery	0	0	0
Attempted Robbery	0	0	0
Sub-Total	0	0	0
Crimes Against the Property	2022	2021	Total
Burglary	0	0	0
Housebreaking	0	0	0
Shopbreaking	0	0	0
Stealing	0	0	0
Stealing from Vehicle	0	0	0
Stolen Vehicle	0	0	0
Sub-Total	0	0	0
Total	0	0	0

**National Reported Crimes
Family Islands District
Cat Island Division
March
2022 vs 2021**

Crimes Against the Person	2022	2021	% CHANGE
Murder	0	0	0
Attempted Murder	0	0	0
Manslaughter	0	0	0
Rape	0	0	0
Attempted Rape	0	0	0
Unlawful Sexual Intercourse	0	0	0
Armed Robbery	0	0	0
Robbery	0	0	0
Attempted Robbery	0	0	0
Sub-Total	0	0	0
Crimes Against the Property	2022	2021	% CHANGE
Burglary	0	0	0
Housebreaking	0	2	N/A
Shopbreaking	0	1	N/A
Stealing	1	0	N/A
Stealing from Vehicle	0	0	0
Stolen Vehicle	0	0	0
Sub-Total	1	3	-67
Total	1	3	-67

**National Reported Crimes
Family Islands District
Eleuthera Division
March
2022 vs 2021**

Crimes Against the Person	2022	2021	% CHANGE
Murder	0	0	0
Attempted Murder	0	0	0
Manslaughter	0	0	0
Rape	0	1	N/A
Attempted Rape	0	0	0
Unlawful Sexual Intercourse	0	1	N/A
Armed Robbery	0	0	0
Robbery	1	0	N/A
Attempted Robbery	0	0	0
Sub-Total	1	2	-50
Crimes Against the Property	2022	2021	% CHANGE
Burglary	0	0	0
Housebreaking	4	3	33
Shopbreaking	0	1	N/A
Stealing	1	2	-50
Stealing from Vehicle	0	1	N/A
Stolen Vehicle	1	0	N/A
Sub-Total	6	7	-14
Total	7	9	-22

**National Reported Crimes
Family Islands District
Exuma Division
March
2022 vs 2021**

Crimes Against the Person	2022	2021	% CHANGE
Murder	0	0	0
Attempted Murder	0	0	0
Manslaughter	0	0	0
Rape	0	0	0
Attempted Rape	0	0	0
Unlawful Sexual Intercourse	0	0	0
Armed Robbery	0	0	0
Robbery	0	0	0
Attempted Robbery	0	0	0
Sub-Total	0	0	0
Crimes Against the Property	2022	2021	% CHANGE
Burglary	0	0	0
Housebreaking	3	2	50
Shopbreaking	2	0	N/A
Stealing	0	3	N/A
Stealing from Vehicle	0	0	0
Stolen Vehicle	0	0	0
Sub-Total	5	5	0
Total	5	5	0

**National Reported Crimes
Family Islands District
Inagua Division
March
2022 vs 2021**

Crimes Against the Person	2022	2021	% CHANGE
Murder	0	0	0
Attempted Murder	0	0	0
Manslaughter	0	0	0
Rape	0	0	0
Attempted Rape	0	0	0
Unlawful Sexual Intercourse	0	0	0
Armed Robbery	0	0	0
Robbery	0	0	0
Attempted Robbery	0	0	0
Sub-Total	0	0	0
Crimes Against the Property	2022	2021	Total
Burglary	0	0	0
Housebreaking	0	0	0
Shopbreaking	0	0	0
Stealing	0	0	0
Stealing from Vehicle	0	0	0
Stolen Vehicle	0	0	0
Sub-Total	0	0	0
Total	0	0	0

**National Reported Crimes
Family Islands District
Long Island Division
March
2022 vs 2021**

Crimes Against the Person	2022	2021	% CHANGE
Murder	0	0	0
Attempted Murder	0	0	0
Manslaughter	0	0	0
Rape	0	0	0
Attempted Rape	0	0	0
Unlawful Sexual Intercourse	0	0	0
Armed Robbery	0	0	0
Robbery	0	0	0
Attempted Robbery	0	0	0
Sub-Total	0	0	0
Crimes Against the Property	2022	2021	% CHANGE
Burglary	0	1	N/A
Housebreaking	0	0	0
Shopbreaking	0	0	0
Stealing	0	1	N/A
Stealing from Vehicle	0	0	0
Stolen Vehicle	0	0	0
Sub-Total	0	2	N/A
Total	0	2	N/A

**National Reported Crimes
Family Islands District
Mayaguana Division
March
2022 vs 2021**

Crimes Against the Person	2022	2021	% CHANGE
Murder	0	0	0
Attempted Murder	0	0	0
Manslaughter	0	0	0
Rape	0	0	0
Attempted Rape	0	0	0
Unlawful Sexual Intercourse	0	0	0
Armed Robbery	0	0	0
Robbery	0	0	0
Attempted Robbery	0	0	0
Sub-Total	0	0	0
Crimes Against the Property	2022	2021	Total
Burglary	0	0	0
Housebreaking	0	0	0
Shopbreaking	0	0	0
Stealing	1	0	N/A
Stealing from Vehicle	0	0	0
Stolen Vehicle	0	0	0
Sub-Total	1	0	N/A
Total	1	0	N/A

**National Reported Crimes
Family Islands District
San Salvador Division
March
2022 vs 2021**

Crimes Against the Person	2022	2021	% CHANGE
Murder	0	0	0
Attempted Murder	0	0	0
Manslaughter	0	0	0
Rape	0	0	0
Attempted Rape	0	0	0
Unlawful Sexual Intercourse	0	0	0
Armed Robbery	0	0	0
Robbery	0	0	0
Attempted Robbery	0	0	0
Sub-Total	0	0	0
Crimes Against the Property	2022	2021	Total
Burglary	0	0	0
Housebreaking	0	0	0
Shopbreaking	0	0	0
Stealing	0	1	N/A
Stealing from Vehicle	0	0	0
Stolen Vehicle	0	0	0
Sub-Total	0	1	N/A
Total	0	1	N/A

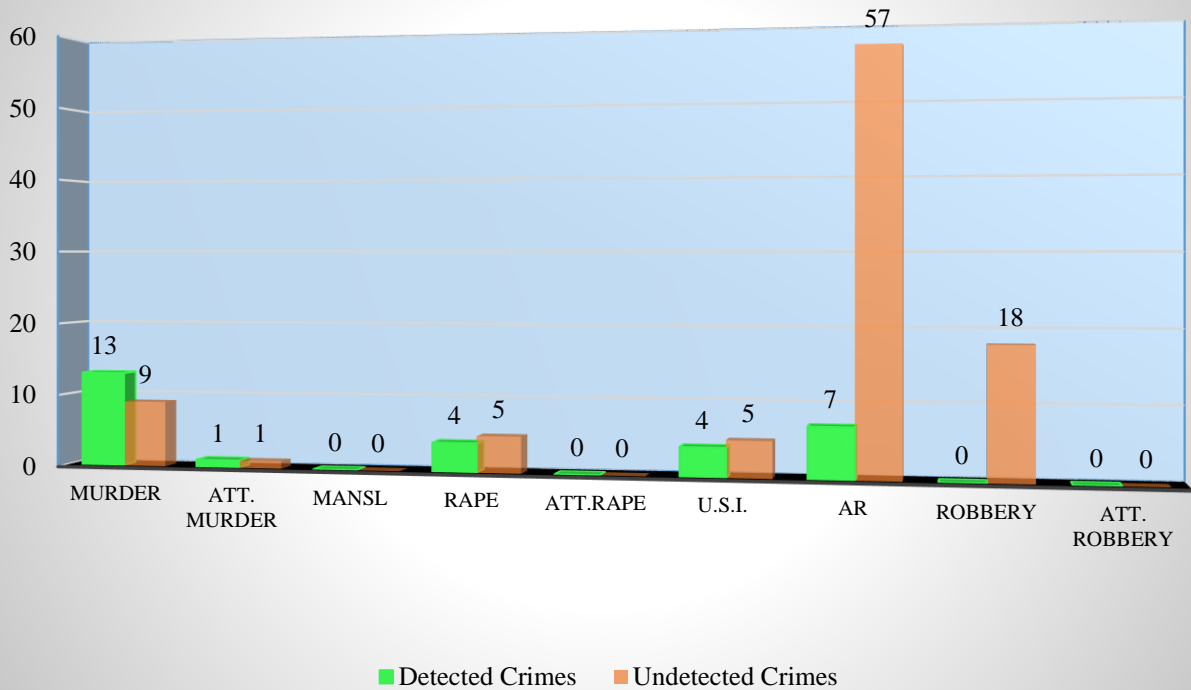
Detection Rates - All Bahamas

**March
2022 vs 2021**

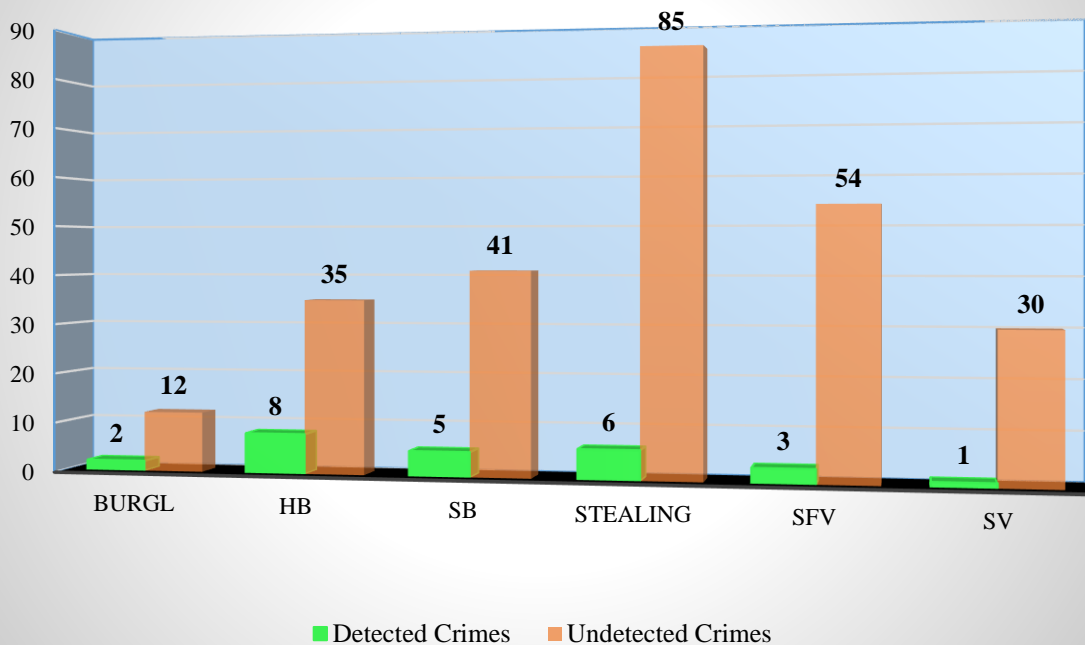
Crimes Against Persons	2022			2021		
	Recorded Crimes	Detected Crimes	Detection Rate (%)	Recorded Crimes	Detected Crimes	Detection Rate (%)
Murder	22	13	59	9	8	89
Attempted Murder	2	1	50	5	5	100
Manslaughter	0	0	0	1	0	N/A
Rape	9	4	44	4	2	50
Attempted Rape	0	0	0	1	0	N/A
Unlawful Sexual Intercourse	9	4	44	14	11	79
Armed Robbery	64	7	11	38	5	13
Robbery	18	0	N/A	8	2	25
Attempted Robbery	0	0	0	1	1	100
Sub Total	124	29	23	81	34	42
Crimes Against Property	Recorded Crimes	Detected Crimes	Detection Rate (%)	Recorded Crimes	Detected Crimes	Detection Rate (%)
Burglary	14	2	14	8	2	25
Housebreaking	43	8	19	39	8	21
Shopbreaking	46	5	11	18	2	11
Stealing	91	6	7	90	12	13
Stealing From Vehicle	57	3	5	47	6	13
Stolen Vehicle	31	1	3	18	0	N/A
Sub Total	282	25	9	220	30	14
TOTAL	406	54	13	301	64	21

**Detection Rates - All Bahamas
March 2022**

**Crimes Against the Person - Detected Crimes
March 2022**

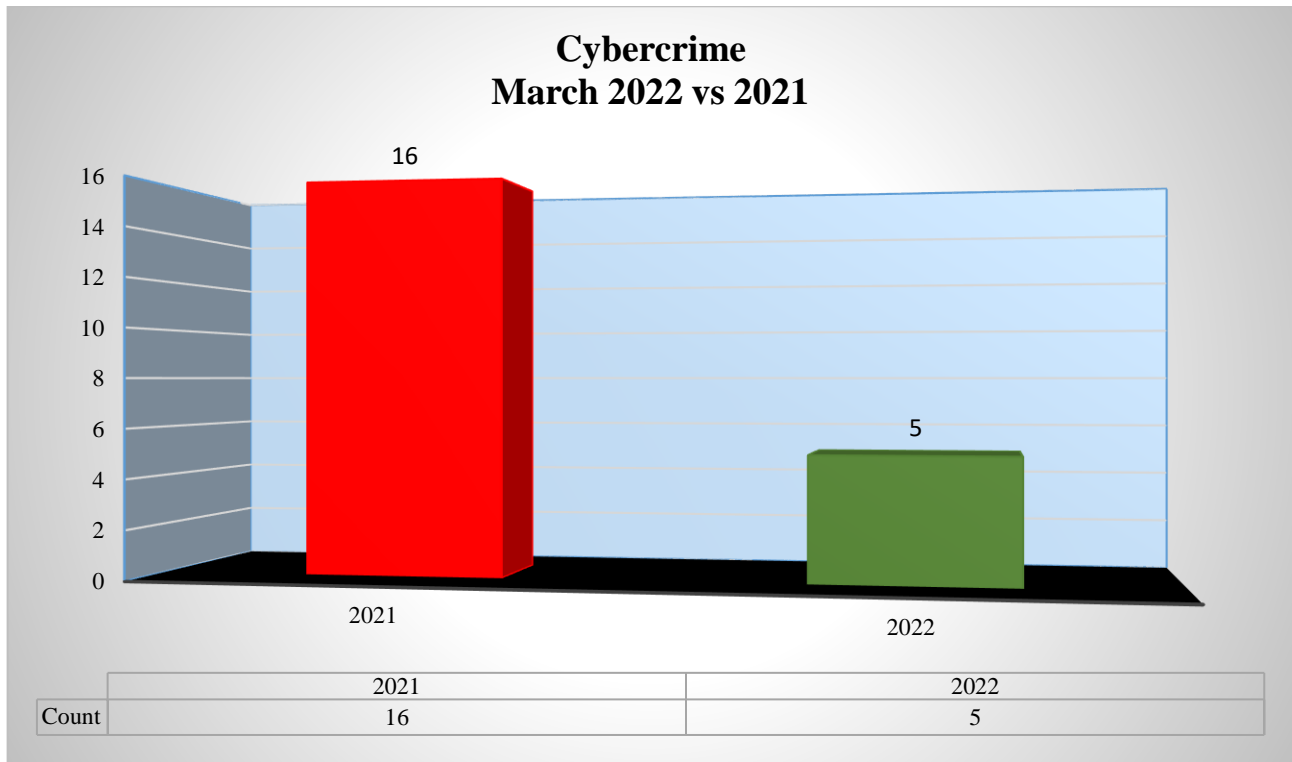


**Crimes Against the Property - Detected Crimes
March 2022**



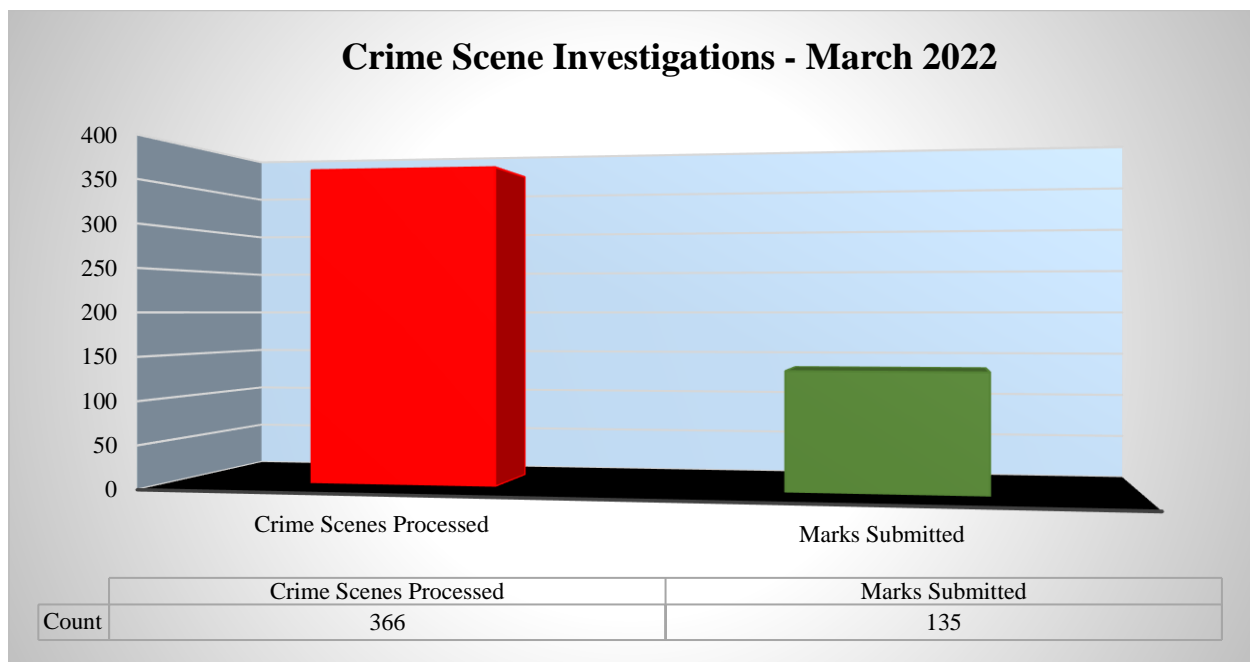
Cybercrime

For the period in review, cybercrime decreased by 69% with 5 incidents compared to 16 in March 2021. These cases include libel, hacking, extortion, computer misuse and threats.



Crime Scene Investigation

For the period in review, there were 366 crime scenes processed and 135 latent print marks were submitted for evidence.



Illegal Firearm Discovery and Seizure Demographics

March 2022

Illegal Firearm Discovery/Seizure - Firearm Type				
Pistol	Revolver	Rifle	Shotgun	Total
22	1	3	5	31

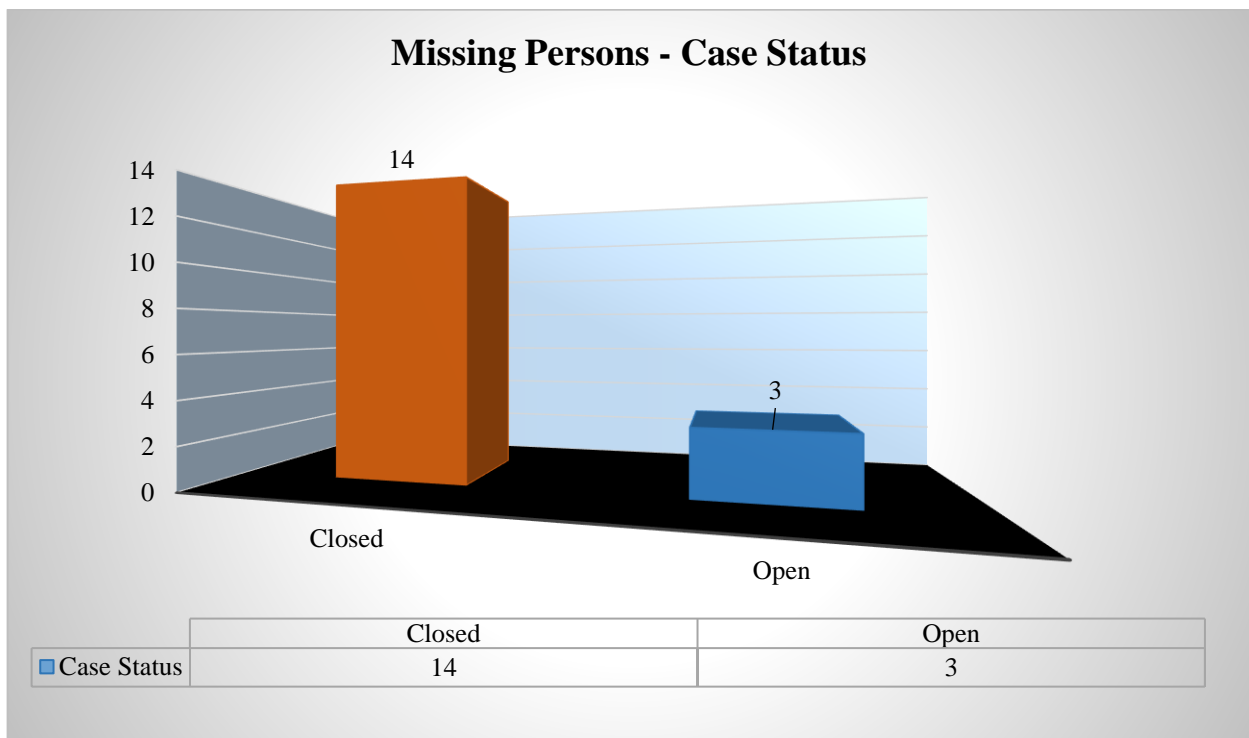
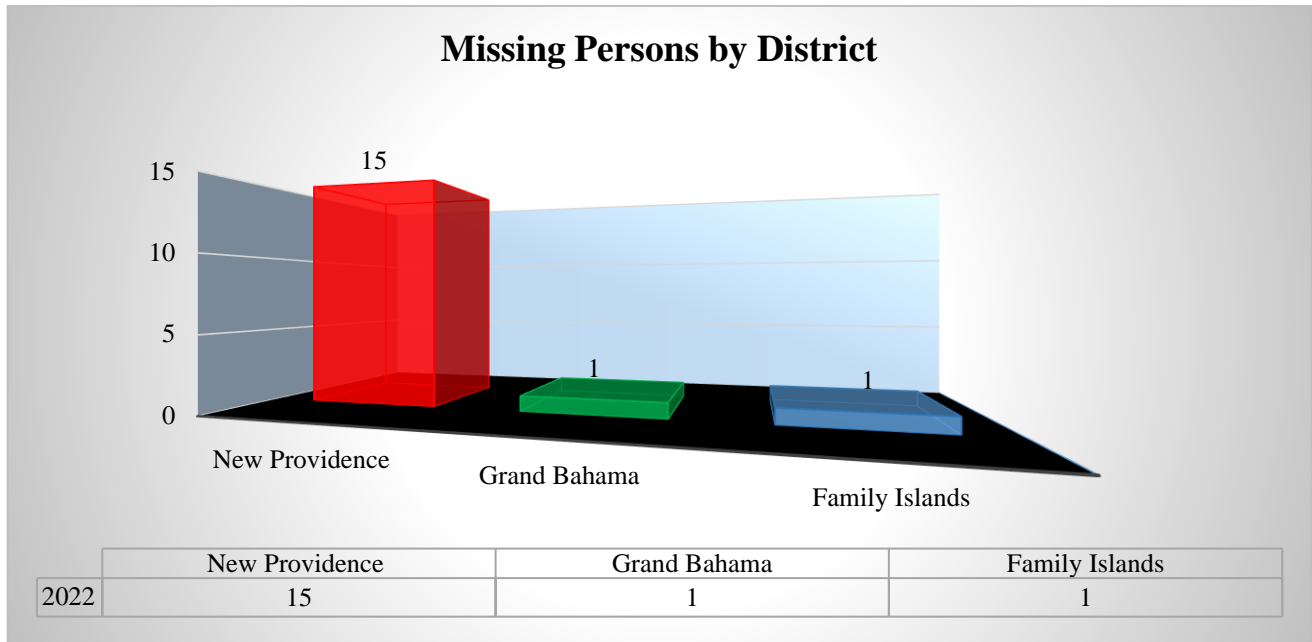
Firearm Discovery/Seizure By Division	
Unit	Firearm
Airport	0
Cable Beach	0
Central	1
Eastern	0
Fox Hill	1
Northeastern	5
Northwestern	1
Paradise Island	1
South Central	3
Southeastern	3
Southern	3
Southwestern	6
Western	0
Central -GB	0
EMR -GB	0
Northeastern -GB	0
Southwestern -GB	0
West End -GB	0
Abaco - GB	3
Abaco - Freeport	2
Bimini	2
Eleuthera	0
Exuma	0
Total	31

Dangerous Drugs Discovery, Seizures and Arrests – **March 2022**

JULY 2021	TYPE OF DRUGS		GRAND TOTAL	
	COCAINE		0.84lbs	
	COCAINE CAPSULES		29 capsules	
	MARIJUANA		60.24lbs	
	HYDROPONIC MARIJUANA		8.52lbs	
	MARIJUANA PLANTS		5 plants	
	MARIJUANA GUMMIES		25 gummies	
	AMPHETAMINE TABLETS		57 tablets	
	AMPHETAMINE POWER		2 grams	
	METHAMPHETAMINE TABLETS		401 tablets	
	TOTAL CASES		91	
	CASES PROSECUTED		66	
	PERSONS ARRESTED		107	
	PERSONS CHARGED		80	
	PERSONS NOT CHARGED		27	
	PERSON ARRESTED	AMOUNT ARRESTED	AMOUNT CHARGE	AMOUNT NOT CHARGED
	ADULT	95	74	21
JUVENILE	12	6	6	
Total	107	80	27	

Missing Persons

The Royal Bahamas Police Force investigated 17 reported incidents of missing persons throughout the Commonwealth of the Bahamas. A total of 14 cases have been solved and the missing individuals were found safe. Three cases remain open and under investigation.



**Emergency Powers Order
COVID-19 Breaches by District
March 2022**

Emergency Powers Order (Offences)	New Providence	Grand Bahama	Family Islands	Total
Attending social gathering	0	0	0	0
Other Breach	0	2	0	2
Curfew Breach	0	0	0	0
Fail to enforce social distancing	0	0	0	0
Fail to implement sanitizing requirements	0	0	0	0
Failure to carry government ID	0	0	0	0
Failure to social distance	1	0	0	1
Failure to utilize curbside business	0	0	0	0
Failure to wear face mask	0	1	0	1
Hosting social gathering	0	0	0	0
Operating prohibited business	0	0	0	0
Permit person on premises w/o mask	0	0	0	0
Permit person to inside dining	0	0	0	0
Total	1	3	0	4

Other Police Activities
All Bahamas
March
2022 vs 2021

Other Activities	2022	2021	% Change
Police Field Check Patrols	1,761	2,612	-33
Assistance Requested	382	249	53
Persons Searched	30	67	-55
Electronic Monitoring Breach	6	3	100
Breach of Bail – Witness Tampering	0	0	0
Breach of Bail – Fail to sign in	2	2	0
Police Stop and Search	128	77	66
Alarm Activation	53	63	-16
Fire Alarms	2	12	-83
Road Checks	122	55	122
Warrants Executed	51	71	-28

Other Community Activities	2022	2021	% Change
Police Escorts	212	194	9
Police Visits	1,288	1,830	-30
School Visits	272	222	23
Community Policing Initiatives	239	243	-2
COVID 19 Assistance	0	4	N/A

**Complaints against Police Officers
March 2022**

Complaints Against Police Officers	
Case Type	Total
Civilians	9
Police	4
Corruption	0
Total	13

Case Status - Civilian Matters							
Under Investigation	Complaint Withdrawn	Unfounded	Subjudice	Civil Action Advised/ Warning	Compensation	Pending Trial	Total
9	0	0	0	0	0	0	9

Case Status – Internal Matters							
Under Investigation	Discharge / Acquittal	Withdrawn / No Further Action	Resignation	Conviction	Unfounded/ Unsubstantiated/ Insufficient Evidence	Before Tribunal	Total
4	0	0	0	0	0	0	4

Case Status - Corruption Matter				
Under Investigation	Complaints Withdrawn	Unfounded/ Unsubstantiated/ Insufficient Evidence	Before Tribunal	Total
0	0	0	0	0

**Fire Calls – All Bahamas
March 2022 vs 2021**

Fire Calls – All Bahamas			
Type of Call	2022	2021	% Change
Building	9	19	-53
Vehicles	15	22	-32
Bush	18	43	-58
Special Service	4	4	0
False Alarms	26	23	13
Boat	1	0	N/A
Bomb Threat	0	0	0
Electrical	5	5	0
Rubbish	28	42	-33
Miscellaneous	0	2	N/A
Total Calls	106	160	-33
Total Estimated Damages	767,600	214,250	258

Fire Calls - Breakdown			
Category	2022	2021	% Change
Death by Fire	2	0	N/A
Fire Injuries	2	0	N/A
Investigated Fires	14	17	-18
Arson Matters	10	9	11
Extrication	0	2	N/A
Family Island Fires	0	0	0
Family Island Deaths	0	0	0
Family Island Injuries	0	0	0
Major Fires	1	0	N/A
Accidental Fires	0	6	N/A
Insured Estimated Damages	680,250	94,300	621
Uninsured Estimated Damages	87,350	119,950	-27

Domestic Related Cases
March
2022 vs 2021

Domestic Related Cases	2022	2021	% CHANGE
Murder	1	1	0
Attempted Murder	0	0	0
Assault	155	151	3
Assault with a deadly weapon	34	32	6
Assistance Requested	390	249	57
Causing Damage	138	174	-21
Causing Harm	89	112	-21
Disturbance	123	120	3
Domestic Reports (General)	92	141	-35
Fighting	0	0	0
Grievous Harm	5	11	-55
Harassment	56	60	-7
Shooting	10	5	100
Stabbing	9	2	350
Threat of Arson	3	7	-57
Threat of Harm	99	89	11
Threat of Death	91	106	-14
Trespassing	20	38	-47
Wounding	6	0	N/A
TOTAL	1,321	1,298	2

**Domestic Related Cases
Divisional Breakdown
March
2022 vs 2021**

Domestic Related Cases	A	CB	C	E	FH	NE	NW	PI	SC	SE	S	SW	W	GB	FI	Total
Murder	0	0	0	0	0	0	0	0	1	0	0	0	0	0	0	1
Attempted Murder	0	0	0	0	0	0	0	0	0	0	0	0	0	0	0	0
Assault	0	2	14	8	8	13	4	7	17	4	9	27	4	15	23	155
Assault with a deadly weapon	0	1	2	3	1	3	4	1	5	5	1	3	0	3	2	34
Assistance Requested	1	17	4	15	12	9	11	5	12	26	22	18	4	150	84	390
Causing Damage	0	3	8	8	6	11	6	3	9	10	7	19	3	26	19	138
Causing Harm	1	1	1	1	4	4	6	3	14	5	3	6	0	19	21	89
Disturbance	0	0	3	2	4	7	2	5	4	7	3	7	2	57	20	123
Domestic Reports	0	2	0	8	1	3	1	3	1	7	1	5	0	45	15	92
Fighting	0	0	0	0	0	0	0	0	0	0	0	0	0	0	0	0
Grievous Harm	0	0	0	0	0	0	1	0	3	0	0	0	0	1	0	5
Harassment	0	0	1	4	4	3	7	0	3	2	3	5	2	9	13	56
Shooting	0	0	0	1	3	0	0	0	1	0	1	4	0	0	0	10
Stabbing	0	1	1	0	1	0	0	1	0	3	0	1	0	0	1	9
Threat of Arson	0	0	0	0	0	0	1	1	0	0	0	0	0	1	0	3
Threat of Harm	0	3	8	9	7	6	1	1	7	8	3	8	4	13	21	99
Threat of Death	0	2	8	7	6	11	3	0	7	10	4	15	3	7	8	91
Trespassing	0	0	1	2	0	1	1	2	2	0	0	1	0	3	7	20
Wounding	0	0	0	2	0	0	0	0	2	1	1	0	0	0	0	6
Total	2	32	51	70	57	71	48	32	88	88	58	119	22	349	234	1,321

Miscellaneous Incidents
All Bahamas
March
2022 vs 2021

Miscellaneous Incidents – All Bahamas			
Category	2022	2021	% CHANGE
Alarm Activation	53	63	-16
Assault	156	151	3
Assault Police Officer	16	7	128
Attempted Breaking	2	9	-78
Attempted Stealing	9	10	-10
Bomb Threat	1	0	N/A
Causing Damage	142	174	-18
Causing Harm	91	112	-19
Child Abuse	6	6	0
Child Neglect	5	2	150
Disturbance	125	120	4
Gunshot Reports	103	110	-6
Lost Passport	121	143	-15
Loud Music	8	6	33
Stealing from Vehicle (Minor)	47	126	-63
Stealing (Minor)	115	145	-21
Sudden Death (Natural Causes)	98	91	8
Threats of Death	91	106	-14
Threats of Harm	99	89	11
Wounding	6	0	N/A
TOTAL	1,294	1,470	-12

**Miscellaneous Crimes
All Bahamas
March 2022**

Miscellaneous Incidents	A	CB	C	E	FH	NE	NW	PI	SC	SE	S	SW	W	GB	FI	Total
Assault	0	2	14	8	8	13	4	7	18	4	9	27	4	15	23	156
Assault Police Officer	0	0	1	0	0	1	1	0	0	1	1	0	0	6	5	16
Assault with Dangerous Instrument	0	1	1	1	1	2	1	0	6	6	3	3	0	4	4	33
Causing Harm	1	1	1	2	4	4	6	3	14	5	3	6	0	20	21	91
Grievous Harm	0	0	0	0	0	1	0	0	3	0	0	0	0	1	0	5
Causing Maim	0	0	0	0	0	0	0	0	0	0	0	0	0	0	0	0
Poss. of Unlicensed Firearm	0	0	0	0	0	1	0	0	0	0	0	0	0	0	0	1
Poss. Firearm W/I To Endanger Life	0	0	0	0	0	0	0	0	0	0	0	0	0	0	0	0
Poss. of Dangerous Drugs	0	0	0	0	0	0	0	0	0	0	0	0	0	0	0	0
Poss. of Dangerous Drugs W/I To Supply	0	0	0	2	1	0	1	0	0	0	4	5	0	3	1	17
Wantonly Discharging A Firearm	0	0	0	0	0	0	0	0	0	0	0	0	0	0	0	0
Threats of Harm	0	3	8	9	7	6	1	1	7	8	3	8	4	13	21	99
Threats of Death	0	2	8	7	6	11	3	0	7	10	4	15	3	7	8	91
Willful Damage	0	0	0	0	0	0	0	0	0	0	0	0	0	0	0	0
Wounding	0	0	0	2	0	0	0	0	2	1	1	0	0	0	0	6
Stealing From Vehicle (Minor)	0	4	3	5	4	10	0	3	3	5	1	5	1	2	1	47
Stealing (Minor)	1	6	5	7	5	5	5	7	10	13	3	20	1	13	14	115
Trespassing	0	0	1	2	0	1	1	2	2	0	0	1	0	3	7	20
Vagrancy	0	0	26	0	0	2	1	2	0	0	1	1	0	4	1	38
TOTAL	2	19	68	45	36	57	24	25	72	53	33	91	13	91	106	735

Miscellaneous Incidents	A	CB	C	E	FH	NE	NW	PI	SC	SE	S	SW	W	GB	FI	Total
Assistance Requested	1	17	4	15	12	9	11	5	12	26	22	18	4	150	90	396
Disturbance	0	0	3	2	4	7	2	5	4	7	3	7	2	57	20	123
Lost Passport	0	4	4	13	7	1	1	6	11	14	5	15	7	18	15	121
Missing Person	0	0	0	0	0	0	0	0	0	0	0	0	0	0	0	0
Sudden Death (Natural)	0	2	3	11	4	10	0	1	6	11	6	15	3	17	9	98
Loud Music	0	2	0	0	0	1	1	0	0	0	0	0	0	3	1	8
TOTAL	1	25	14	41	27	28	15	17	33	58	36	55	16	245	135	746

Police-Involved Shootings
March
2022 vs 2021

Encounters with Armed Suspects			
Incidents	2021	2020	% CHANGE
Police Involved Shootings	0	0	0

Encounters with Armed Suspects by Division																
Year	A	CB	C	E	FH	NE	NW	PI	SC	SE	S	SW	W	GB	FI	Total
2021	0	0	0	0	0	0	0	0	0	0	0	0	0	0	0	0
2020	0	0	0	0	0	0	0	0	0	0	0	0	0	0	0	0

Status of Victim			
Status	2022	2021	% CHANGE
Deceased	0	0	0
Injured	0	0	0

Suicide Incidents
March
2022 vs 2021

Category	2022	2021	% CHANGE
Suicide	1	0	N/A
Attempted Suicide	5	6	-17

Category	New Providence	Grand Bahama	Family Island	Total
Suicide	1	0	0	1
Attempted Suicide	5	0	0	5

Suicide by Gender						
Age Range	Males		Females		Total	
	2022	2021	2022	2021	2022	2021
0-17	0	0	0	0	0	0
18-30	0	0	1	0	1	0
31-45	0	0	0	0	0	0
46-60	0	0	0	0	0	0
61 & Older	0	0	0	0	0	0
Unknown	0	0	0	0	0	0
Total	0	0	1	0	1	0

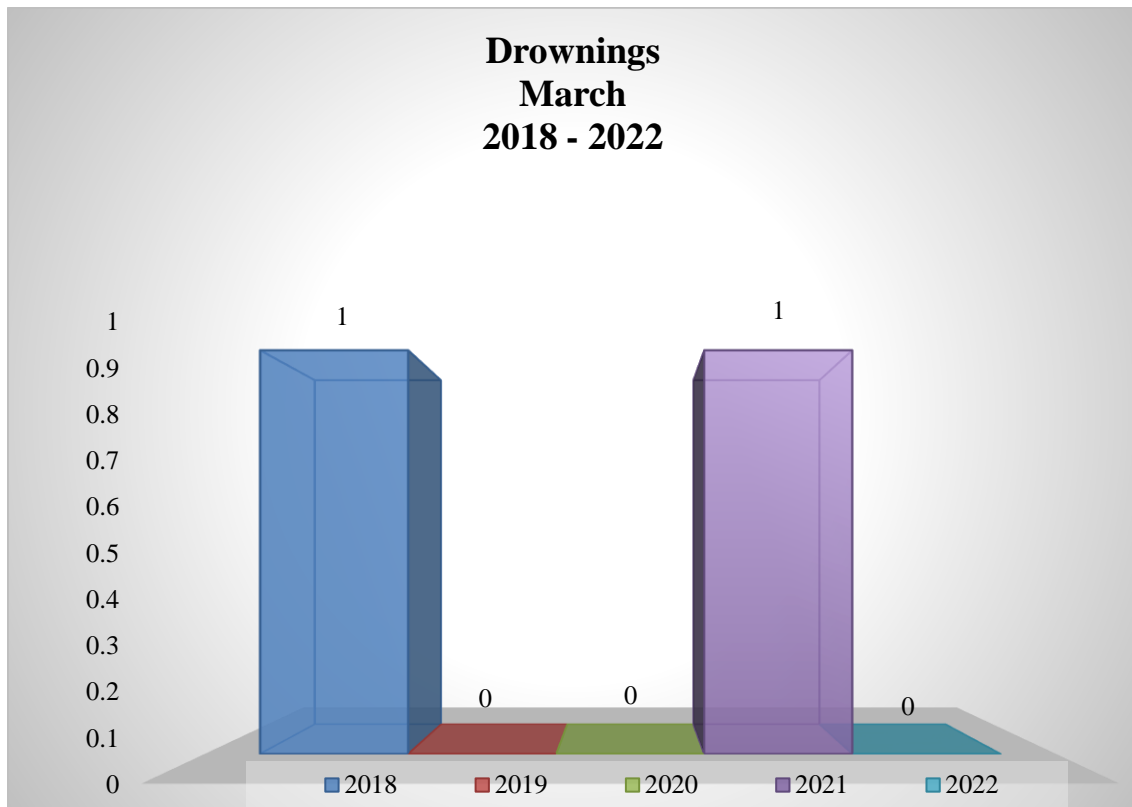
Attempted Suicide by Gender						
Age Range	Males		Females		Total	
	2022	2021	2022	2021	2022	2021
0-17	0	0	2	0	2	0
18-30	1	1	0	0	1	1
31-45	0	0	0	1	0	1
46-60	0	3	0	0	0	3
61 & Older	0	0	0	0	0	0
Unknown	2	1	0	0	5	1
Total	3	5	2	1	5	6

Drowning Incidents
March
2022 vs 2021

Category	2022	2021	% Change
Drowning	0	1	N/A

Category	2022	2021	2020	2019	2018
Drowning	0	1	0	0	1

Drownings by Gender						
Age Range	Males		Females		Total	
	2022	2021	2022	2021	2022	2021
0-17	0	0	0	0	0	0
18-30	0	0	0	0	0	0
31-45	0	0	0	0	0	0
46-60	0	1	0	0	0	1
61 & Older	0	0	0	0	0	0
Unknown*	0	0	0	0	0	0
Total	0	1	0	0	0	1

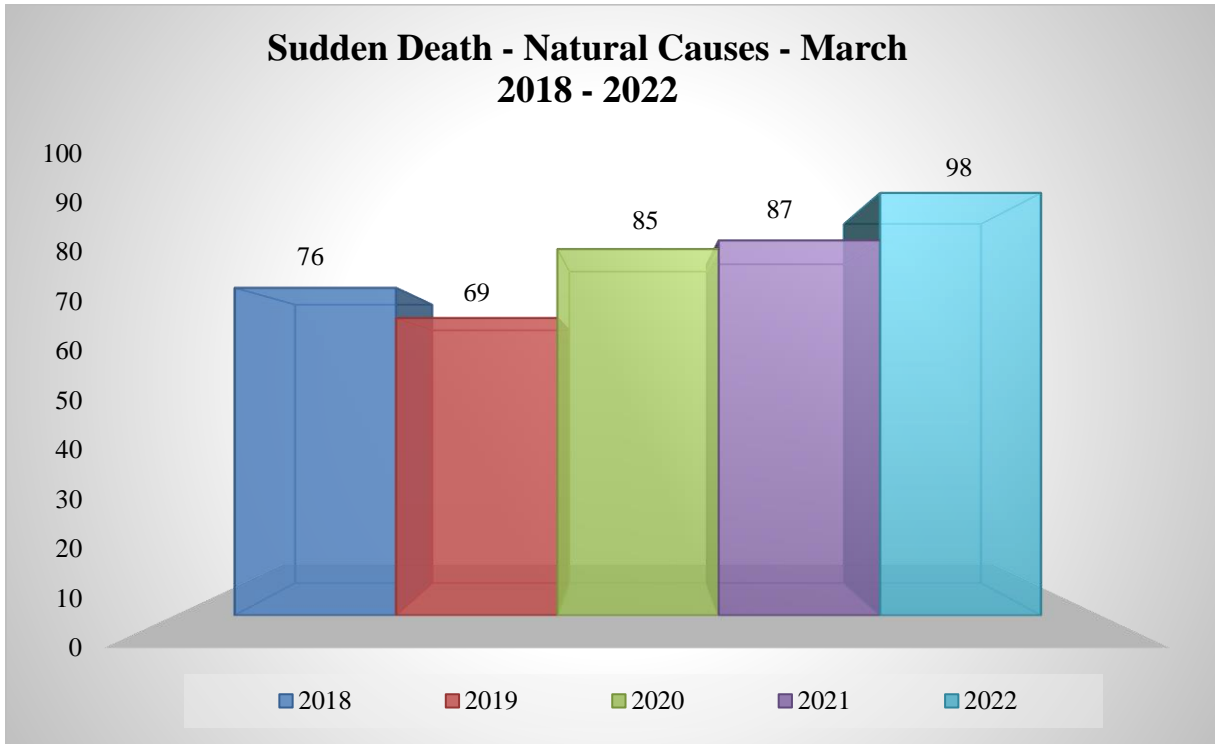


N.B. These are preliminary figures and are subject to change. Research and Policy Branch, RBPF.

**Sudden Death – Natural Causes
March
2018 – 2022**

Incident	2022	2021	% Change
Sudden Death (Natural Causes)	98	87	13

Incident	2022	2021	2020	2019	2018
Sudden Death (Natural Causes)	98	87	85	69	76

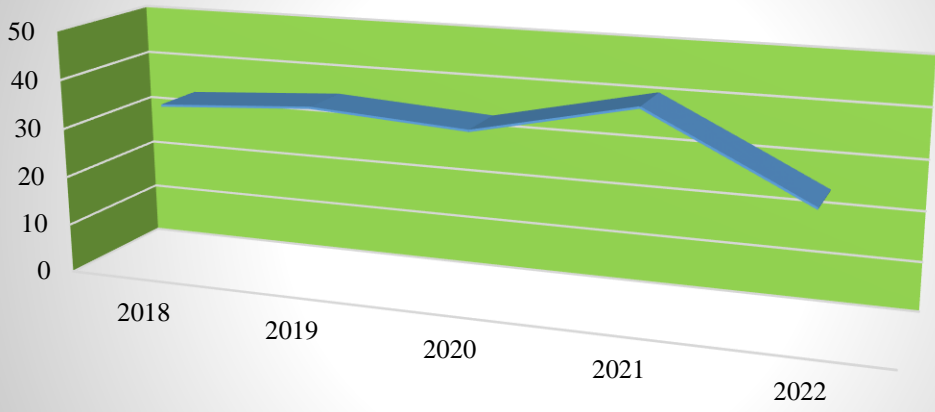


Financial Crimes
March
2022 vs 2021

Incident	2022	2021	% Change
Bribery	0	1	N/A
Extortion	1	1	0
Falsification of Accounts	0	1	N/A
Forgery	4	0	N/A
Fraud by False Pretences	0	0	0
Possession of Forged Currency Notes	8	0	N/A
Possession of Forged Documents	3	16	-81
Proceeds from Crime	0	0	0
Stealing by reason of employment	1	6	-83
Stealing by reason of service	6	16	-63
Uttering Forged Currency Notes	2	0	N/A
Uttering Forged Documents	0	0	0
Sub-Total	25	41	-39

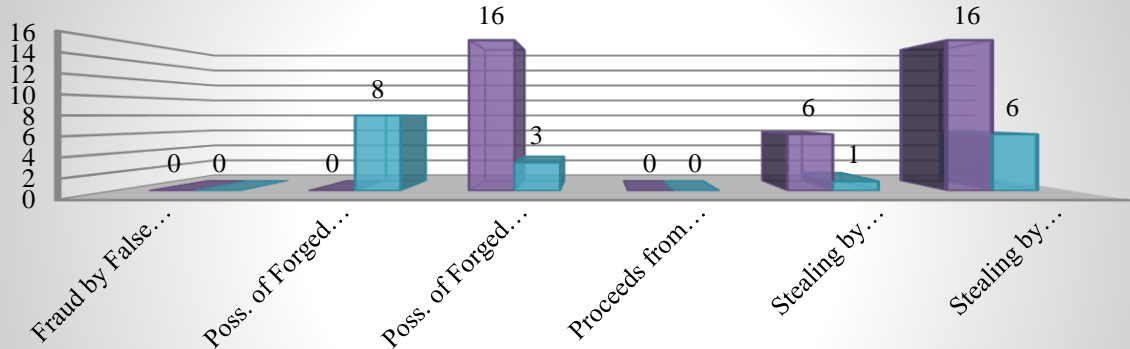
Incident	2022	2021	2020	2019	2018
Bribery	0	1	0	2	0
Extortion	1	1	1	3	1
Falsification of Accounts	0	1	0	0	0
Forgery	4	0	0	1	2
Fraud by False Pretences	0	0	0	0	0
Possession of Forged Currency Notes	8	0	3	5	4
Possession of Forged Documents	3	16	2	1	2
Proceeds from Crime	0	0	1	0	6
Stealing by reason of employment	1	6	8	5	5
Stealing by reason of service	6	16	19	17	14
Uttering Forged Currency Notes	2	0	0	2	0
Uttering Forged Documents	0	0	0	0	0
Sub-Total	25	41	34	36	34

Financial Crimes March 2022



	2018	2019	2020	2021	2022
Financial Crimes	34	36	34	41	25

Financial Crimes March 2022 Vs. 2021

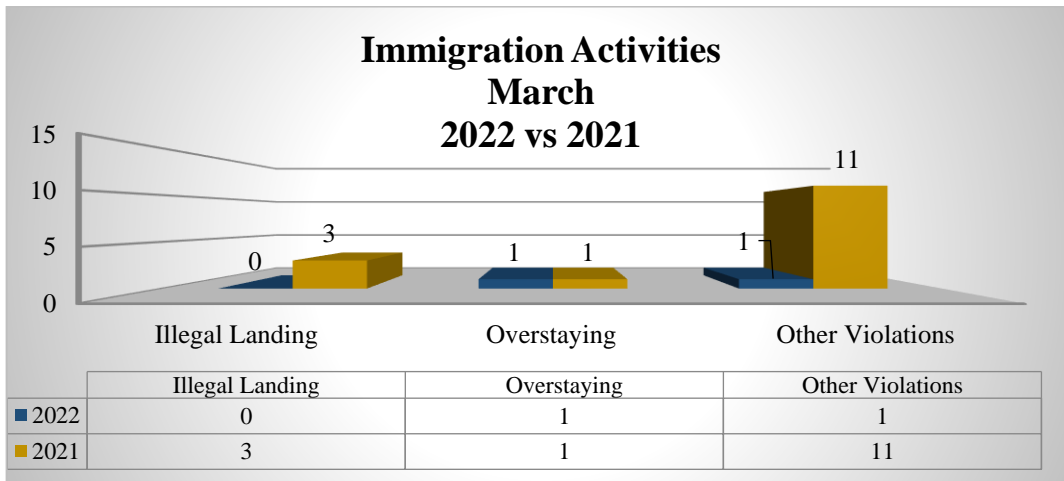


	Fraud by False Pretences	Poss. of Forged Currency Notes	Poss. of Forged Documents	Proceeds from Crime	Stealing by reason of employment	Stealing by reason of service
2021	0	0	16	0	6	16
2022	0	8	3	0	1	6

**Immigration Violations
March
2022 vs 2021**

Category	2022	2021	% Change
Illegal Landing	0	3	N/A
Overstaying	1	1	0
Other Violation	1	11	-91

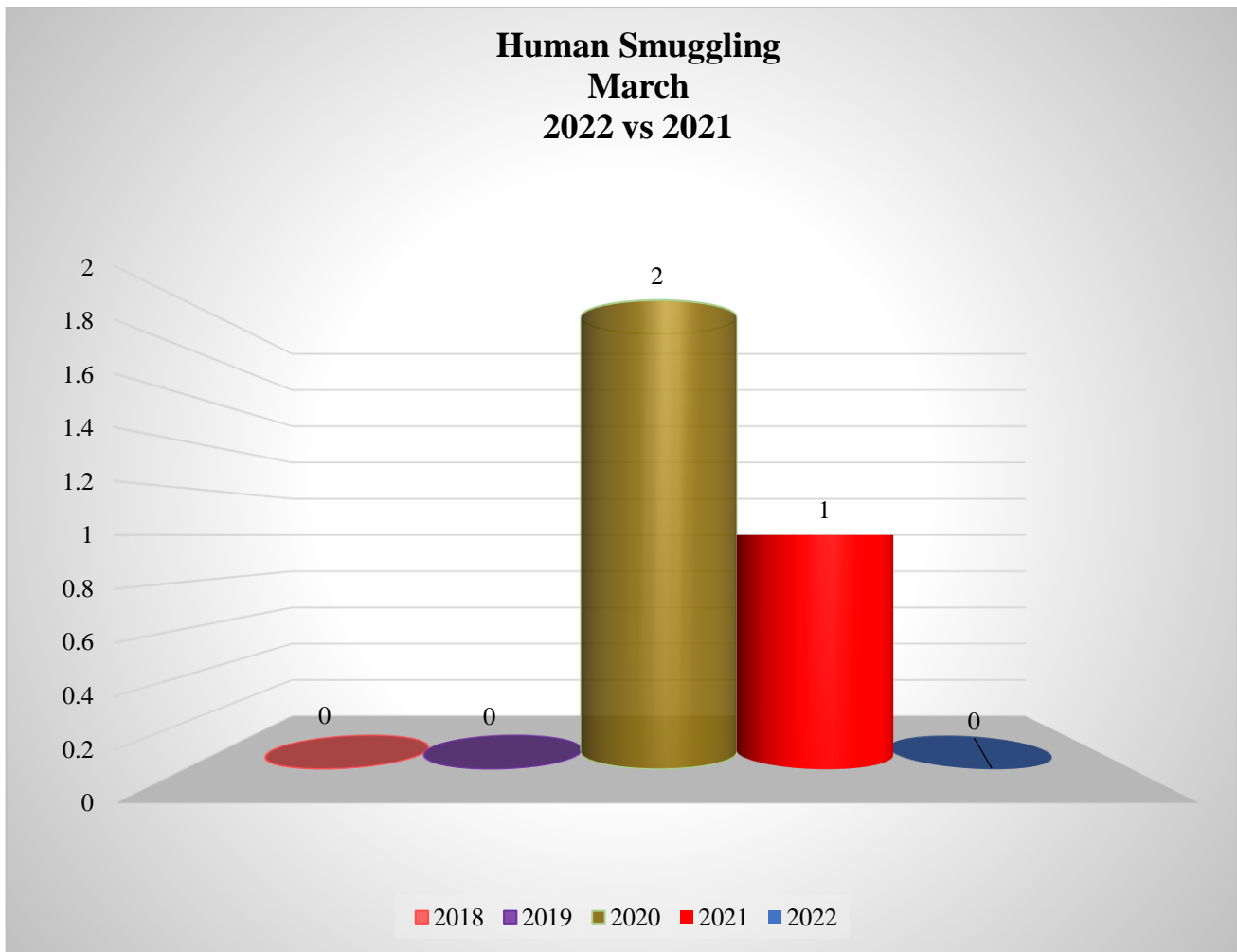
Incident	2022	2021	2020	2019	2018
Illegal Landing	0	3	1	2	0
Overstaying	1	1	0	1	0
Other Violation	1	11	4	2	4



**Human Smuggling
March
2022 vs 2021**

Category	2022	2021	% Change
Trafficking in Persons	0	1	N/A

Incident	2022	2021	2020	2019	2018
Trafficking in Persons	0	1	2	0	0



**Traffic Incidents – All Bahamas
March
2022 vs 2021**

Fixed Penalty Notices – All Bahamas			
Category	2022	2021	% CHANGE
Fixed Penalty Notices	2,374	2,979	-20

Road Accident Reports			
Category	2022	2021	% CHANGE
Fatal Accidents	1	6	-83
Damage only	580	510	14
Hit & Run	101	95	6
Minor Injuries	173	148	17
Serious Injuries	14	10	40

Victims of Fatal Accidents			
Category	2022	2021	% CHANGE
Fatal Crash Victims	1	6	-83

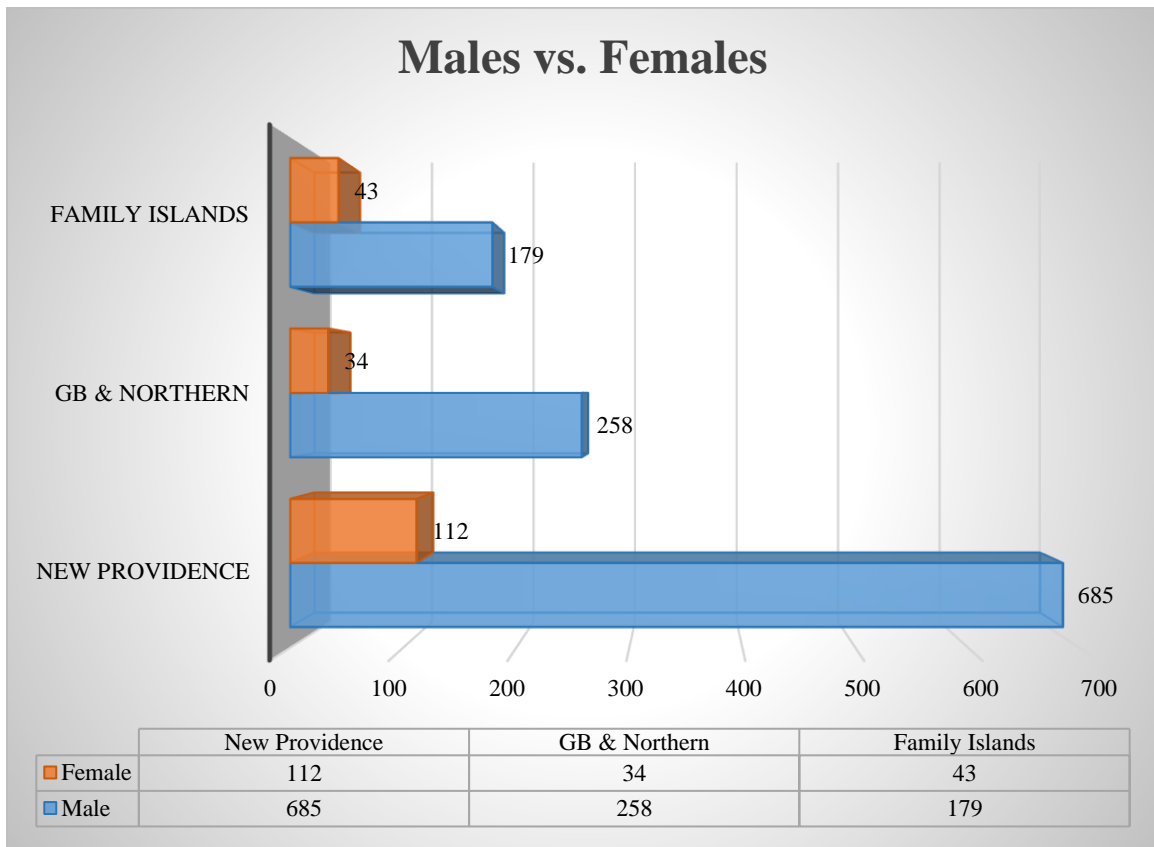
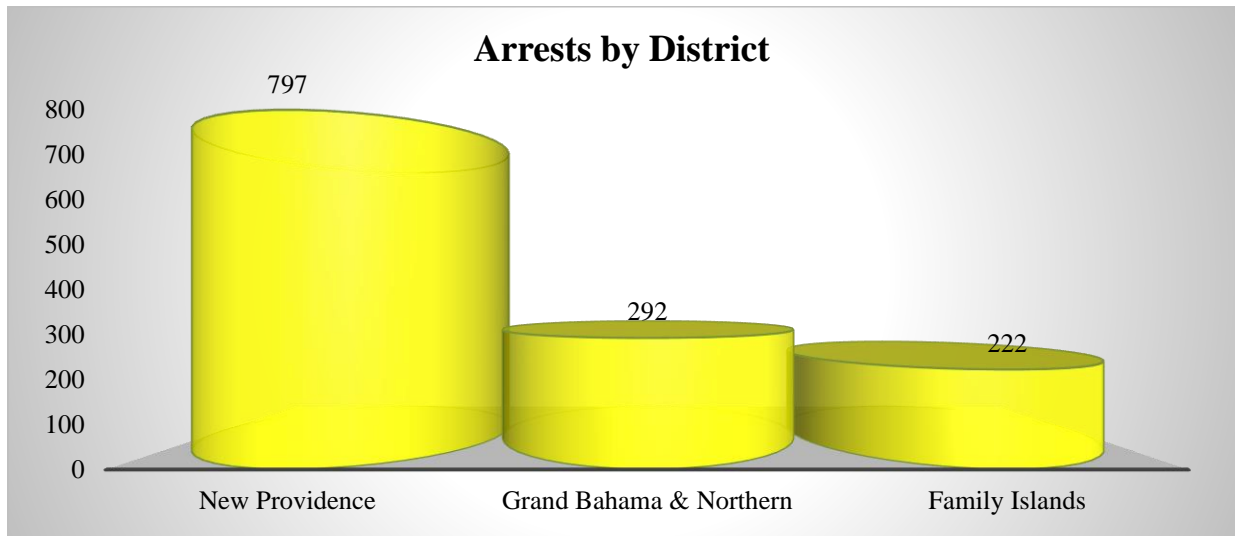
Road Accident Reports by District				
Accident Type	New Providence	Grand Bahama	Family Islands	Total
Fatality	1	0	0	1
Damage only	485	78	17	580
Hit & Run	95	5	1	101
Minor Injuries	142	18	14	174
Serious Injuries	0	7	7	14

**Training
March 2022
Internal, External & International**

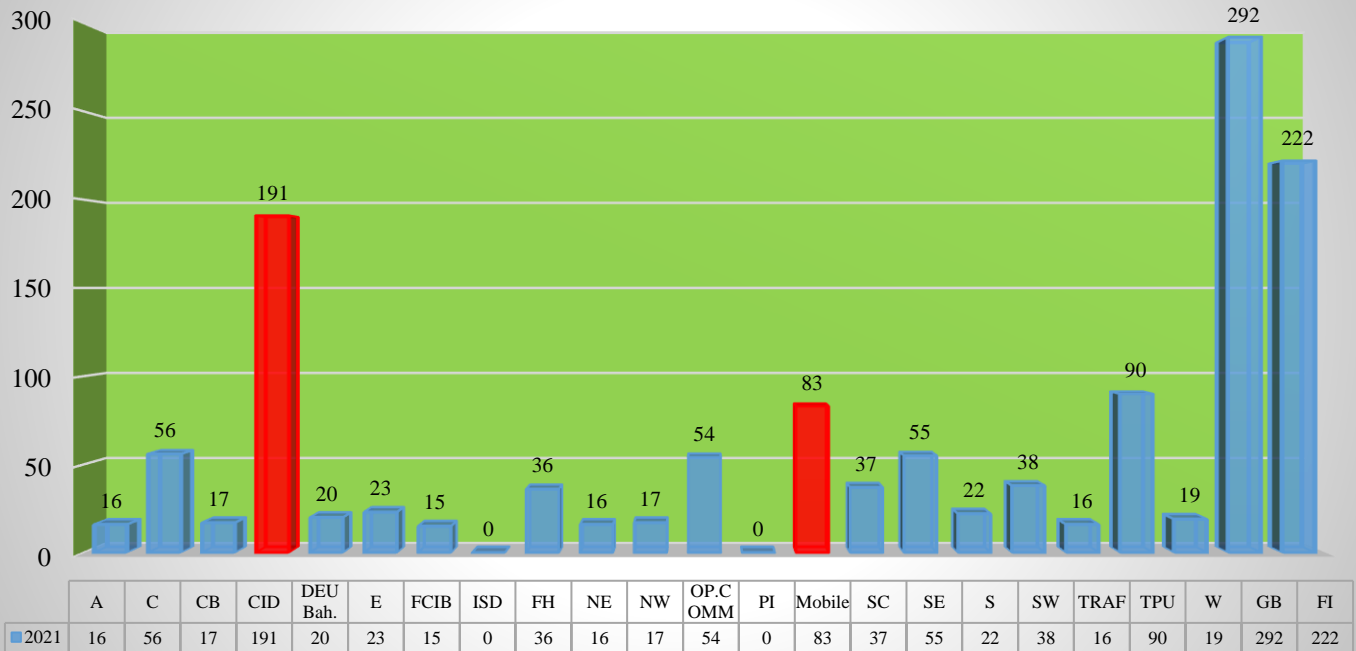
Training Session	# of Participants
Firearm Recertification Course	14
Corporals Management Course	0
Driving Course	0
Inspectors Management Course	0
Maritime Training Agency Certification	0
Motorcyclists Course	0
Police Training College Entrance Exams 2021	0
Security Officers Course (Ministry of Health)	0
Sergeants Management Course	0
Tactical Course	14
Total	28

Persons Arrested

For period in review, the police arrested 1,311 persons for various major and minor offences throughout the Commonwealth of The Bahamas. **New Providence** accounted for 797 or 61% of all persons arrested, **Grand Bahama & the Northern Bahamas** accounted for 292 or 22%, and the **Family Islands District** accounted for 222 or 17%. Males accounted for 1,122 or 86% of arrests, and females accounted for the remaining 189 or 14% of arrests.



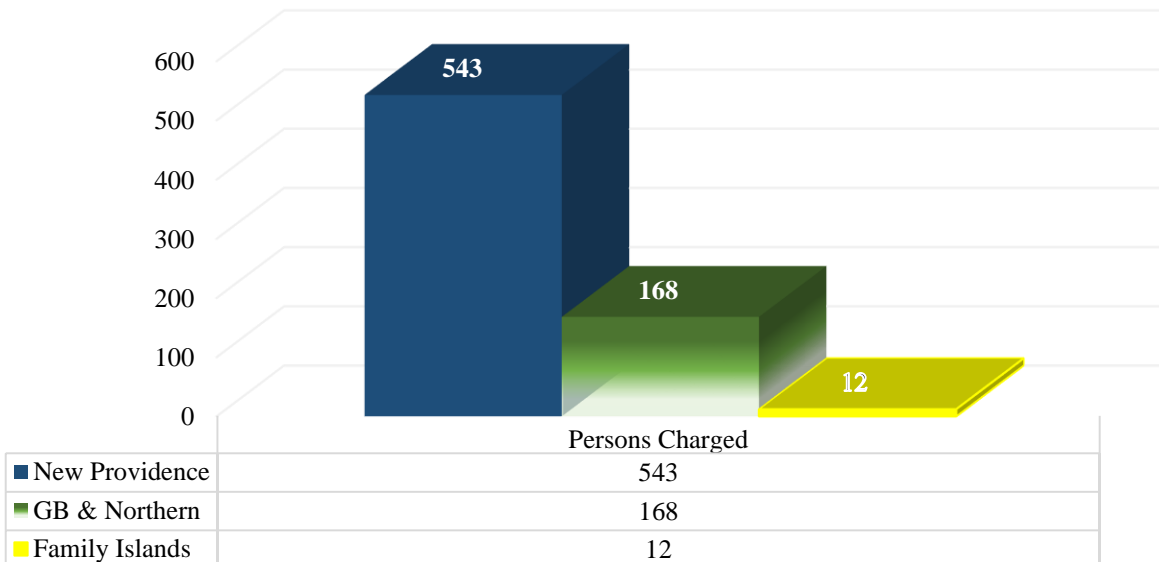
Arrests - Policing Division



Persons Charged

For the period in review, the police charged 723 persons for various major and minor offences throughout the Commonwealth of The Bahamas. **New Providence** accounted for 543 or 75% of all persons charged, **Grand Bahama and the Northern Bahamas** accounted for 168 or 23%, and the **Family Islands District** accounted for 12 or 2%. Males accounted for 565 or 78% of persons charged, and females accounted for the remaining 158 or 22% of persons charged.

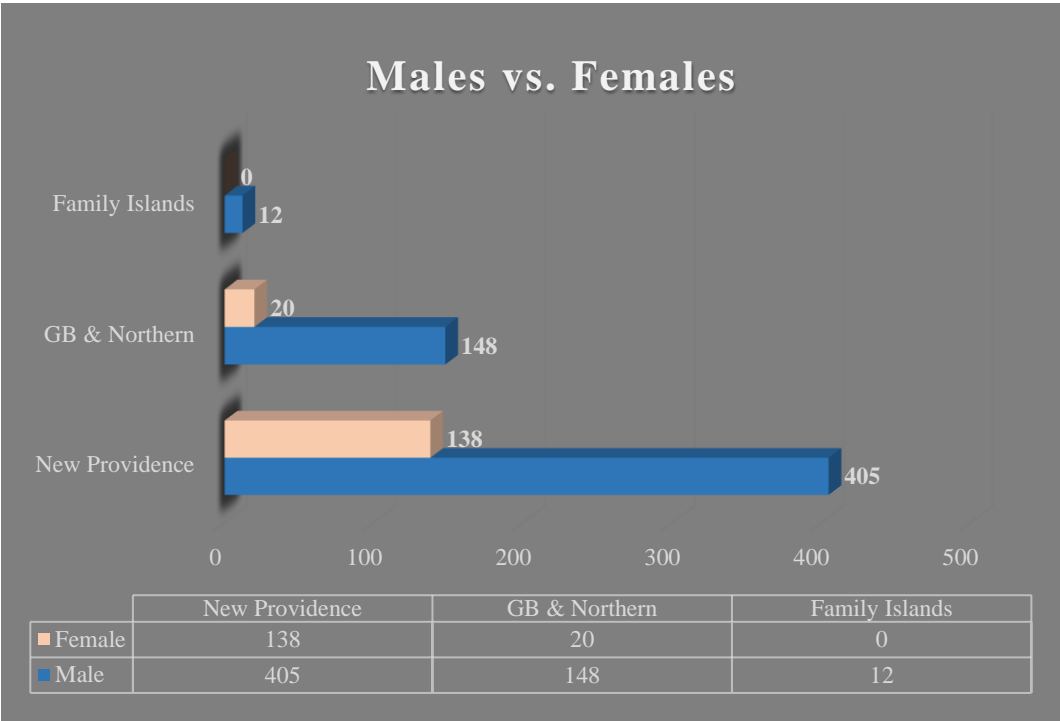
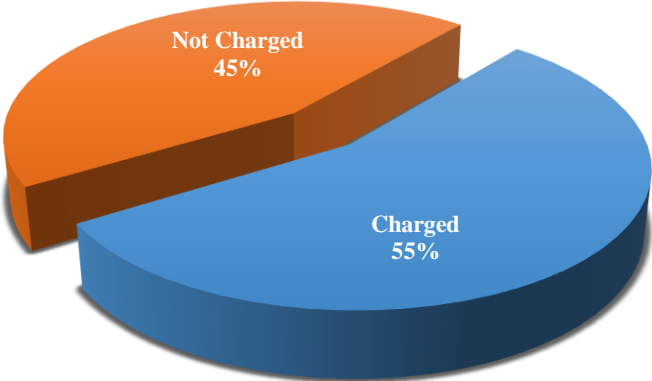
Charged - District



N.B. These are preliminary figures and are subject to change. Research and Policy Branch, RBPF.

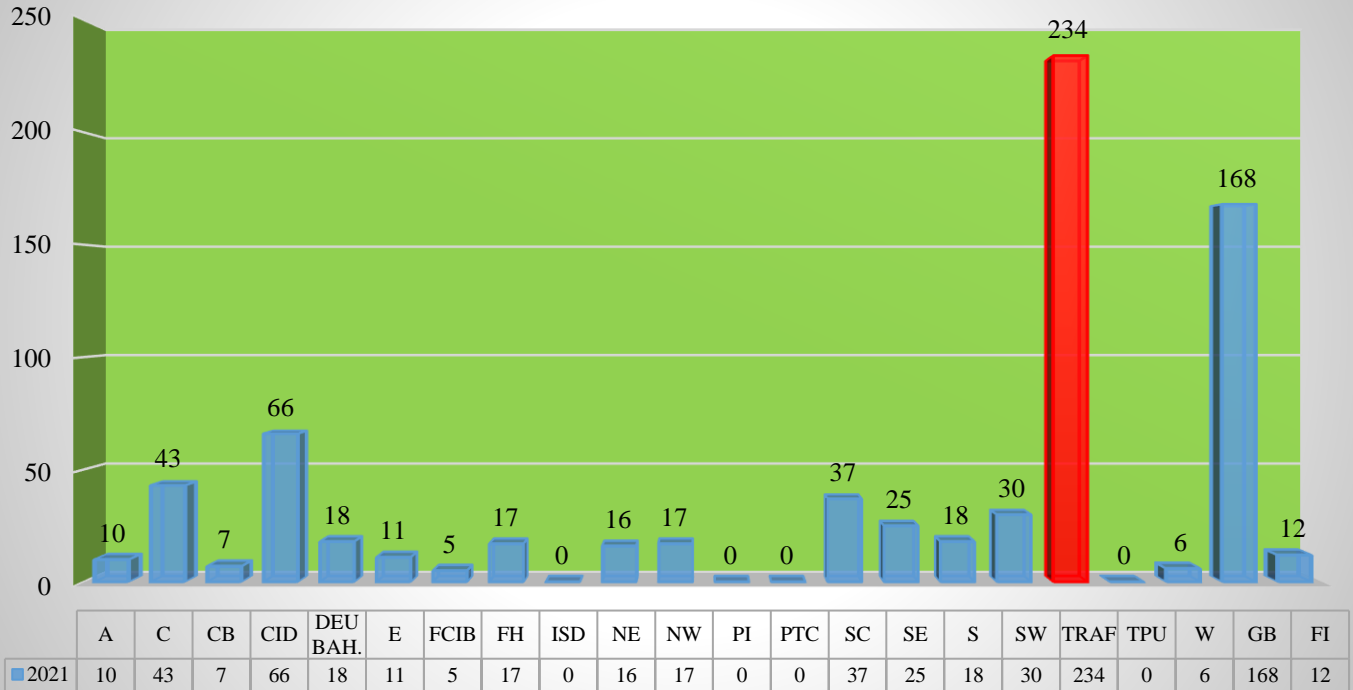
The period in review, there were 1,311 persons arrested, of which 55% or 723 suspects were charged before the Court.

% Persons Charged



N.B. These are preliminary figures and are subject to change. Research and Policy Branch, RBPF.

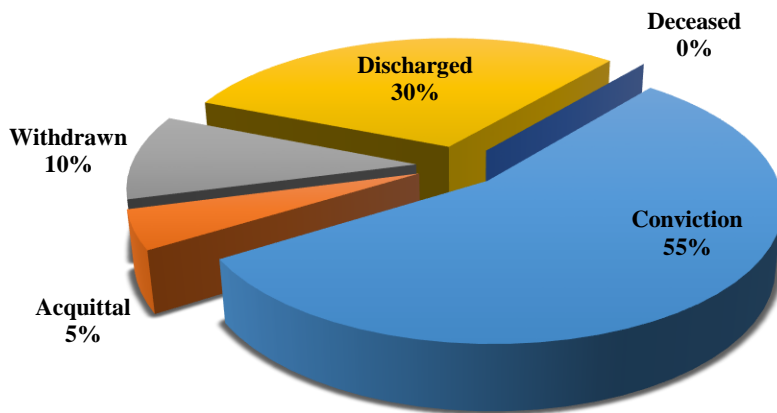
Charged - Policing Division



Court Case Disposition

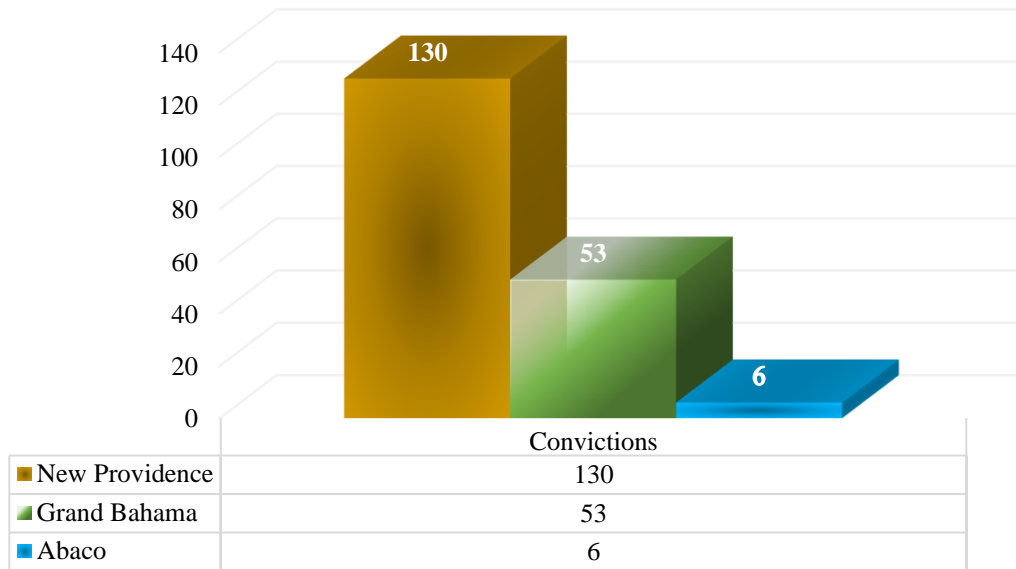
For the period in review, there were 189 convictions in the Magistrates Court, 16 acquittals, 0 deaths, 103 matters were discharged, and 35 matters were withdrawn by the virtual complainant.

Case Disposition



N.B. These are preliminary figures and are subject to change. Research and Policy Branch, RBPF.

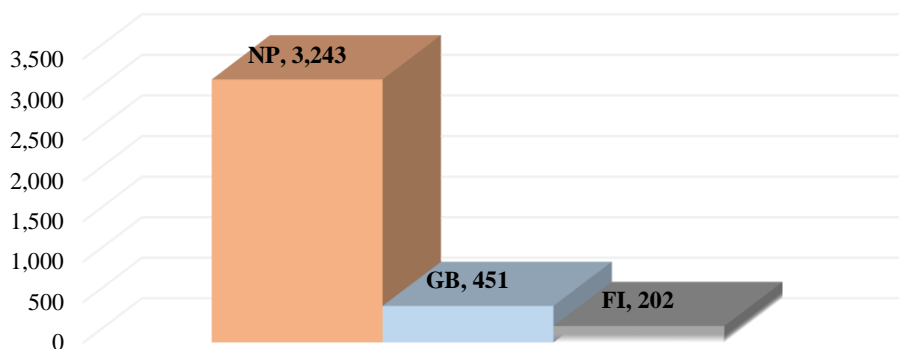
Convictions



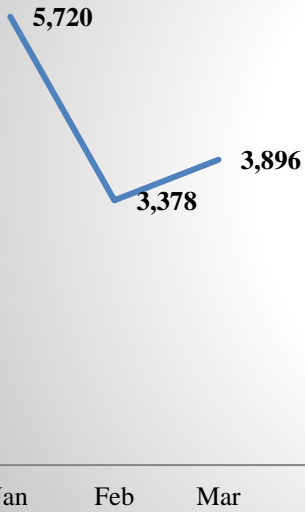
Productivity Loss

For the period in review, the Organization accounted for 3,896 sick days at an estimated loss of \$496K. Police Officers on industrial leave accounted for 714 or 18% of the overall sick days. The contracted ranks accounted for \$438K or 88% of all productivity losses due to sick reports. The New Providence District accounted for \$414K or 83% of the overall productivity losses with Grand Bahama District and the Family Islands District accounting for 11% and 6% respectively.

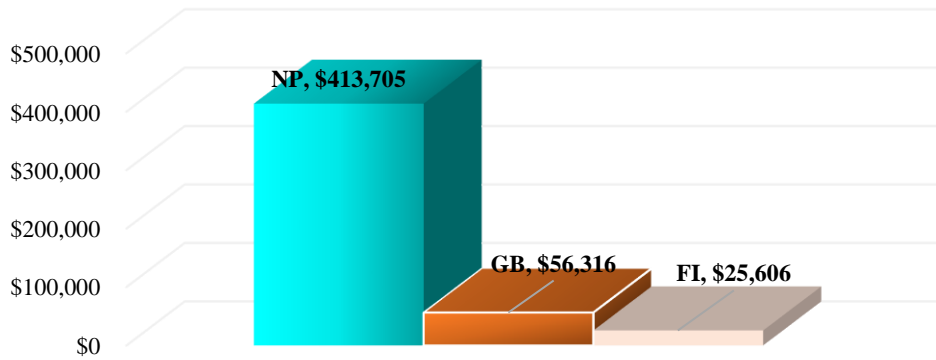
Sick Days by District



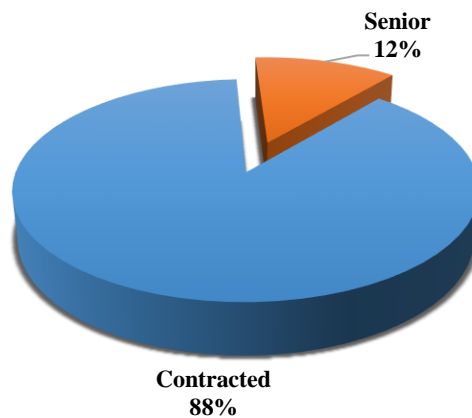
Sick Reports - All Bahamas



Sick Reports - Productivity Loss by District

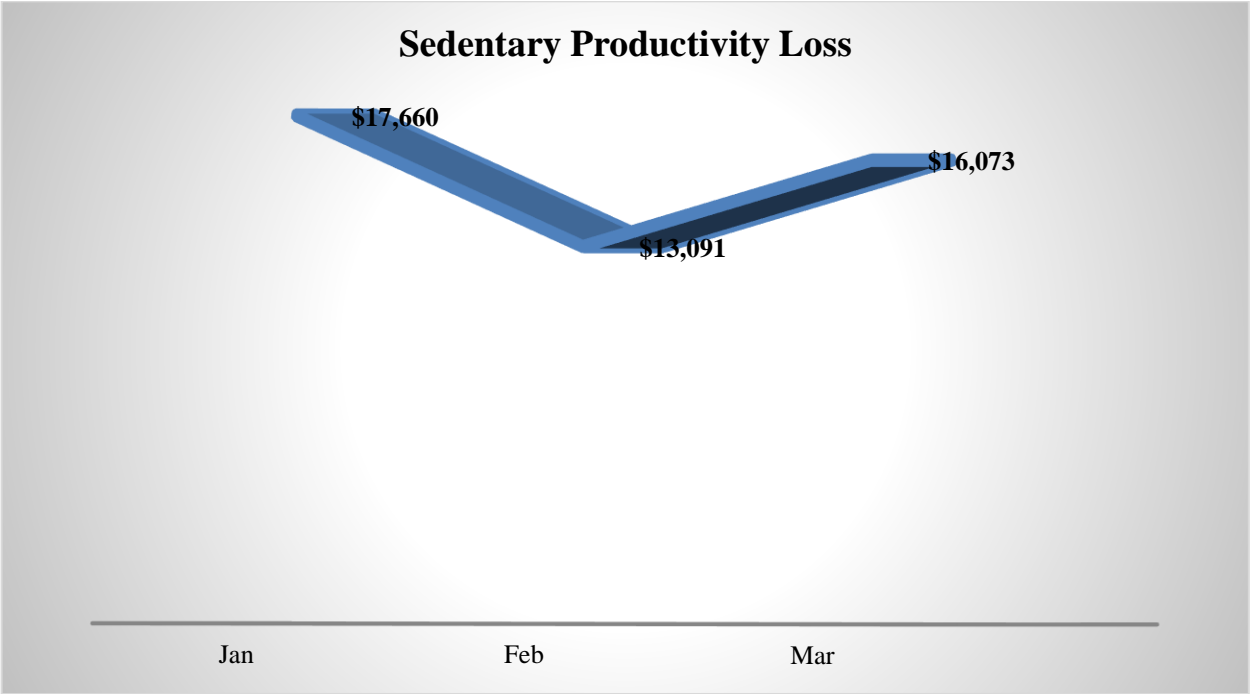
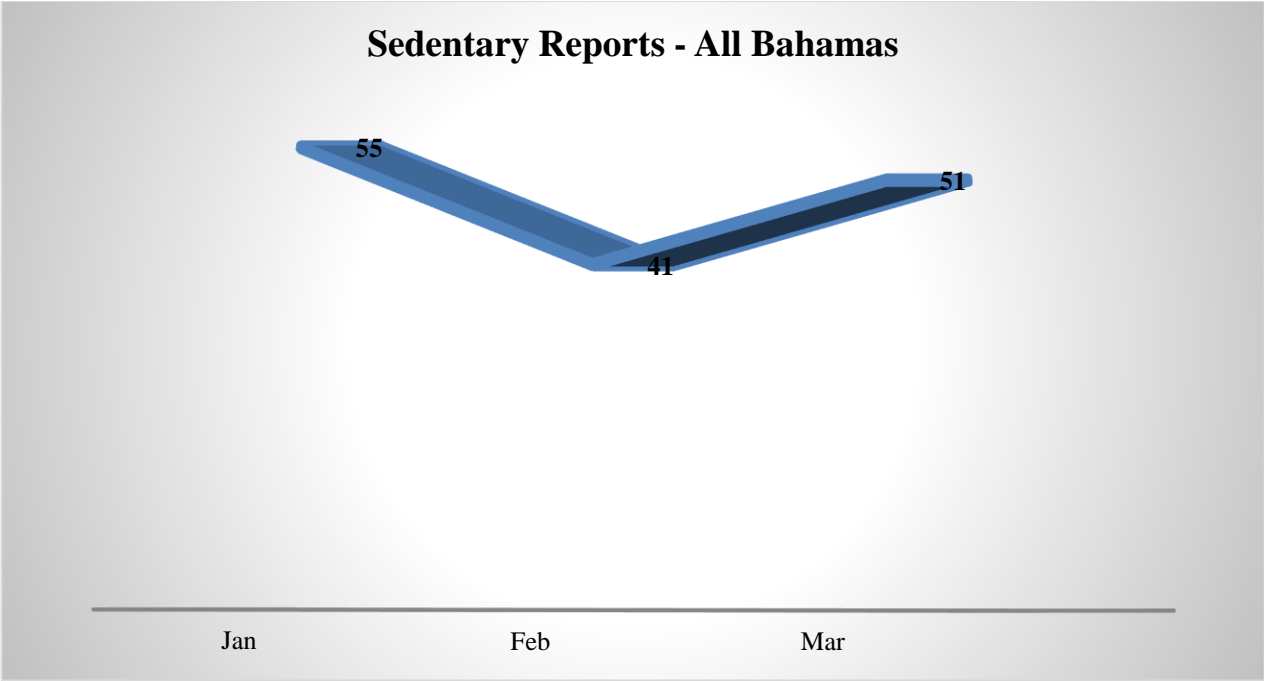


Productivity Loss by Rank - All Bahamas



N.B. These are preliminary figures and are subject to change. Research and Policy Branch, RBPF.

For the period in review, 41 officers were on 4 hour sedentary duties accounting for an estimated loss of \$13K



N.B. These are preliminary figures and are subject to change. Research and Policy Branch, RBPF.