

Royal Bahamas Police Force

Creating Safer Communities



SEPTEMBER 2021

NATIONWIDE CRIME STATISTICS

TABLE OF CONTENTS

| | |
|--|----|
| Nationwide Crime Analysis September 2021 vs 2020 | 3 |
| Nationwide Crime Statistics September 2021 vs 2020..... | 5 |
| Murder | 6 |
| Sexual Offences | 8 |
| Armed Robbery | 9 |
| Housebreakings..... | 12 |
| Stealing from Vehicle | 14 |
| Stolen Vehicle..... | 16 |
| New Providence District Reported Crime Statistics..... | 18 |
| New Providence District Divisional Breakdown | 19 |
| Airport Division Breakdown 2021 vs 2020 (NP)..... | 20 |
| Cable Beach Division Breakdown 2021 vs 2020 (NP)..... | 21 |
| Central Division Breakdown 2021 vs 2020 (NP)..... | 22 |
| Eastern Division Breakdown 2021 vs 2020 (NP)..... | 23 |
| FoxHill Division Breakdown 2021 vs 2020 (NP)..... | 24 |
| Northeastern Division Breakdown 2021 vs 2020 (NP)..... | 25 |
| Northwestern Division Breakdown 2021 vs 2020 (NP)..... | 26 |
| Paradise Island Division Breakdown 2021 vs 2020 (NP)..... | 27 |
| South Central Division Breakdown 2021 vs 2020 (NP)..... | 28 |
| Southeastern Division Breakdown 2021 vs 2020 (NP)..... | 29 |
| Southern Division Breakdown 2021 vs 2020 (NP)..... | 30 |
| Southwestern Division Breakdown 2021 vs 2020 (NP)..... | 31 |
| Western Division Breakdown 2021 vs 2020 (NP)..... | 32 |
| Grand Bahama & Northern Bahamas District Reported Crime Statistics..... | 33 |
| Grand Bahama & Northern Bahamas District Divisional Breakdown | 34 |
| Airport Division Breakdown 2021 vs 2020 (GB & Northern Bahamas)..... | 35 |
| Central Division Breakdown 2021 vs 2020 (GB & Northern Bahamas)..... | 36 |
| Eight Mile Rock Division Breakdown 2021 vs 2020 (GB & Northern Bahamas)..... | 37 |
| Northeastern Division Breakdown 2021 vs 2020 (GB & Northern Bahamas)..... | 38 |
| Southwestern Division Breakdown 2021 vs 2020 (GB & Northern Bahamas)..... | 39 |
| West-End Division Breakdown 2021 vs 2020 (GB & Northern Bahamas)..... | 40 |
| Abaco Division Breakdown 2021 vs 2020 (GB & Northern Bahamas)..... | 41 |
| Bimini Division Breakdown 2021 vs 2020 (GB & Northern Bahamas)..... | 42 |

| | |
|--|----|
| Family Islands District Reported Crime Statistics..... | 43 |
| Family Islands District Divisional Breakdown..... | 44 |
| Acklins Division Breakdown 2021 vs 2020 (FI)..... | 45 |
| Andros Division Breakdown 2021 vs 2020 (FI) | 46 |
| Berry Island Division Breakdown 2021 vs 2020 (FI)..... | 47 |
| Cat Island Division Breakdown 2021 vs 2020 (FI)..... | 48 |
| Eleuthera Division Breakdown 2021 vs 2020 (FI)..... | 49 |
| Exuma Division Breakdown 2021 vs 2020 (FI)..... | 50 |
| Inagua Division Breakdown 2021 vs 2020 (FI)..... | 51 |
| Long Island Division Breakdown 2021 vs 2020 (FI)..... | 52 |
| Mayaguana Division Breakdown 2021 vs 2020 (FI)..... | 53 |
| San Salvador Division Breakdown 2021 vs 2020 (FI)..... | 54 |
| Detection Rates - All Bahamas..... | 55 |
| Detection Rates - All Bahamas..... | 56 |
| Cybercrime | 57 |
| Crime Scene Investigation..... | 57 |
| Illegal Firearm Discovery and Seizure Demographics | 58 |
| Dangerous Drugs Discovery, Seizures and Arrests | 59 |
| Missing Persons..... | 60 |
| Emergency Powers Order (Breach)..... | 61 |
| Other Police Activities..... | 62 |
| Complaints Against Police Officers | 63 |
| Fire Calls – All Bahamas..... | 64 |
| Miscellaneous Incidents..... | 65 |
| Domestic Related Cases | 67 |
| Gender Based Violence Matters | 69 |
| Police-Involved Shootings..... | 70 |
| Suicide Related Incidents | 71 |
| Drowning Incidents | 72 |
| Sudden Death - Natural Causes | 73 |
| Financial Crimes..... | 74 |
| Immigration Violations..... | 76 |
| Human Smuggling..... | 77 |
| Traffic Incidents..... | 78 |
| Training..... | 79 |

| | |
|------------------------------|----|
| Persons Arrested | 80 |
| Persons Charged | 81 |
| Court Case Disposition | 83 |
| Productivity Loss | 85 |

Nationwide Crime Analysis
September
2021 vs 2020

Preliminary figures for September 2021 indicate that major crimes decreased by 10% with 333 cases, compared to 371 over the same period in 2020. There were regional decreases across the board at rates of 6% in New Providence, 22% in Grand Bahama and 30% on the Family Islands, when compared to the same period in 2020.

Crimes against the person increased by 3%, with 77 incidents, compared to 75 in 2020. There were regional decreases at rates of 67% in Grand Bahama and 50% on the Family Islands. However, there was a 16% regional increase in New Providence. Property crimes decreased by 14%, with 256 incidents, compared to 296 over the same period in 2020. There were regional decreases across the board at rates of 12% in New Providence, 16% in Grand Bahama and 21% on the Family Islands.

Homicides increased by 11% with 10 incidents, compared to 9 over the same period in 2020. There were 8 murders in New Providence and 2 in Grand Bahama, with an overall solvency rate of 50%. Homicides were more prevalent in the **Southwestern** and **Southern Divisions**, accounting for 60% of the overall total for September 2021. Victims between the ages of 18 and 35 represented 63% of all homicides. Based on preliminary figures, homicides were more likely to occur on a Thursday than any other day of the week. Firearms were used in the commission of 8 homicides for the period and 75 or 86% of the overall total as fatal gunshot wounds remain the leading cause of death for homicides.

Armed Robberies increased by 46%, with 41 incidents, compared to 28 over the same period in 2020. Armed robberies were more prevalent in the **Northeastern Division** for the month of September accounting for 29% of incidents. Based on preliminary figures, armed robberies were more likely to occur on a Thursday than any other day of the week and these incidents peak between the hours of 9pm and 10pm. Most armed robberies occurred at business establishments, at the street level and at residences respectively. Firearms continue to be the weapon of choice for the commission of armed robberies. For the period, males represented the highest percentage of victims at 66%, compared to female victims at 34%.

Robberies remain unchanged with 9 incidents for both years. Robberies were more prevalent in the **Northeastern Division**, accounting for 33% of incidents. Based on preliminary figures, robberies were more likely to occur on a Tuesday than any other day of the week and these incidents peak between the hours of 1pm and 8pm. Males represented the highest percentage of victims at 67%, compared to female victims at 33%.

Stolen vehicles decreased by 45% with 17 incidents, compared to 31 over the same period in 2020. **Nissans** and **Hyundais** were the most targeted vehicles of choice, representing 41% of all vehicles stolen. Most vehicles were stolen from the owner's residence. Stolen Vehicle were mostly reported in the **Southwestern Division**, accounting for 35% of the overall total. Twelve percent of stolen vehicles were recovered for the month of September.

Stealing from vehicles increased by 3%, with 60 incidents, compared to 58 over the same period in 2020. The most frequent items stolen included electronics, cash and tools. Nissan Notes were mostly targeted, with Nissan Cubes trending close behind. Based on preliminary figures, stealing from vehicles were more likely to occur on Wednesday & Thursday than any other day of the week. Stealing from

Vehicle cases were mostly reported in the **Northeastern Division** for the month of September accounting for 20% of incidents.

Housebreakings decreased by 29 %, with 39 incidents, compared to 55 over the same period in 2020. For the month of September, **New Providence District** accounted for 28 or 72% of housebreakings, most of which occurred in the **Southwestern Division**, accounting for 18% of cases. **Grand Bahama**, including **Abaco and Bimini**, accounted for 7 or 18% of housebreakings. The **Family Islands District** accounted for the remaining 4 or 10%, most of which occurred in Eleuthera. Based on preliminary figures, housebreakings were more likely to occur on Mondays and Wednesday than any other day of the week.

Shopbreakings increased by 18%, with 45 incidents, compared to 38 over the same period in 2020. **New Providence District** accounted for 39 or 87% of shopbreakings, most of which occurred in the **Northeastern Division** with 10 incidents. **Grand Bahama**, including **Abaco and Bimini**, accounted for 3 or 7% of shopbreakings, including 3 in **Eight Mile Rock**. The **Family Islands District** accounted for the remaining 3 or 7%, which occurred in **Andros, Cat Island and San Salvador**. Based on preliminary figures, shopbreakings were more likely to occur on a Sundays and Thursdays than any other day of the week.

For the period in review, a total of 28 **firearms** and 202 rounds of ammunition were discovered and seized throughout the Commonwealth of The Bahamas. As a result, 31 persons were charged with possession of illegal firearms. Additionally, **ShotSpotter** detected 78 gunshot incidents, consisting of 62 multiple shots, 13 single shot incidents and 3 probable shots, totaling 369 rounds discharged.

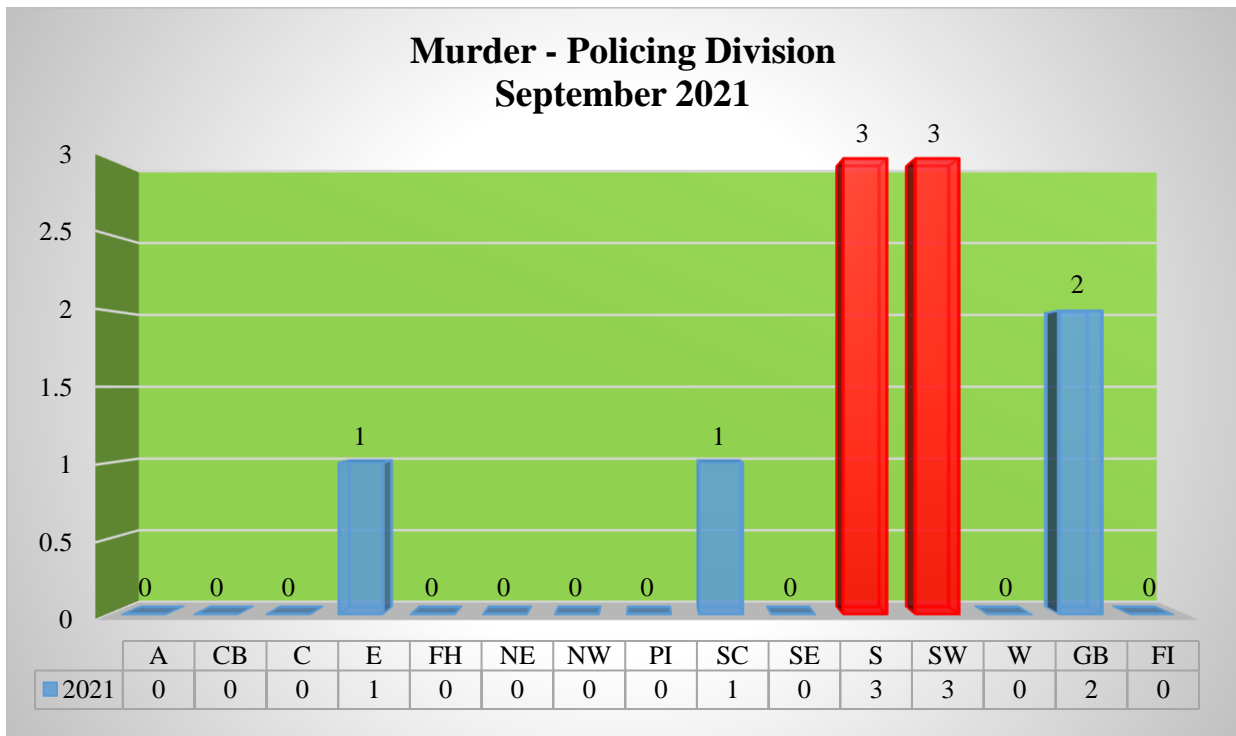
There were 201 breaches to the Emergency Powers Order, including 113 curfew violations and 88 other breaches. The Force also responded to 7 Covid 19 calls for assistance. Furthermore, officers of the Royal Bahamas Police Force conducted 1,807 field check patrols, 54 road checks and executed 3 warrants of arrest throughout the Commonwealth of The Bahamas. As a result of these efforts, 1,418 persons were arrested for various major and minor offences. Of this number, 44% or 621 suspects were charged before the Court. There were 188 convictions in the Magistrates Court, 9 acquittals, 79 matters were discharged and 21 matters were withdrawn by the virtual complainant.

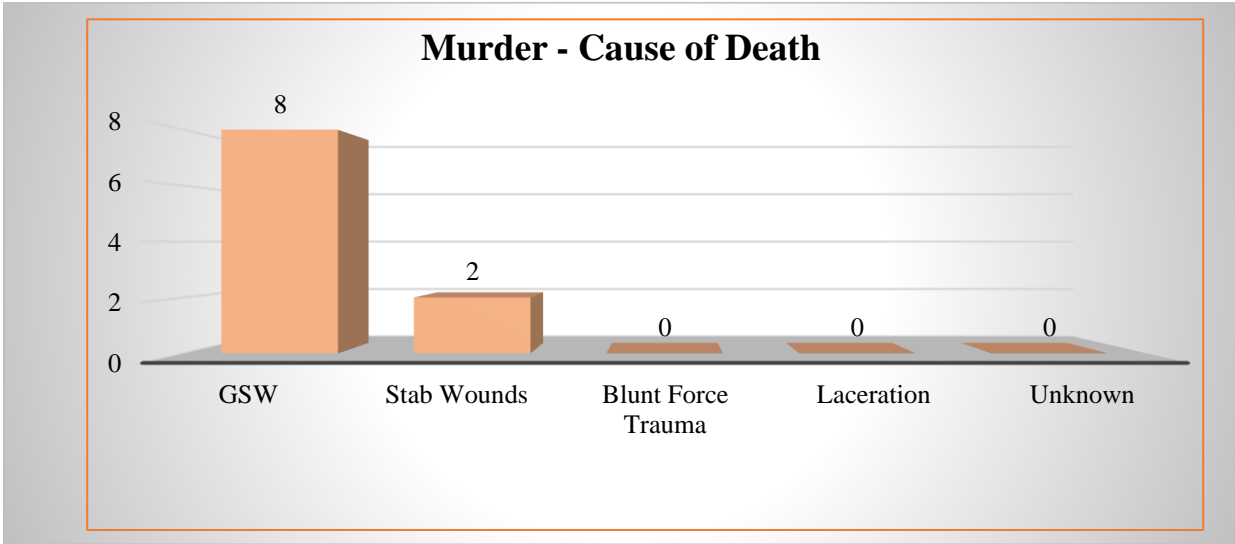
Nationwide Crime Statistics
All Bahamas
September
2021 vs 2020

| Crimes Against the Person | 2021 | 2020 | % CHANGE |
|------------------------------------|-------------|-------------|-----------------|
| Murder | 10 | 9 | 11 |
| Attempted Murder | 2 | 4 | -50 |
| Manslaughter | 0 | 0 | 0 |
| Rape | 5 | 2 | 150 |
| Attempted Rape | 0 | 0 | 0 |
| Unlawful Sexual Intercourse | 9 | 23 | -61 |
| Armed Robbery | 41 | 28 | 46 |
| Robbery | 9 | 9 | 0 |
| Attempted Robbery | 1 | 0 | N/A |
| Sub-Total | 77 | 75 | 3 |
| Crimes Against the Property | 2021 | 2020 | % CHANGE |
| Burglary | 0 | 7 | N/A |
| Housebreaking | 39 | 55 | -29 |
| Shopbreaking | 45 | 38 | 18 |
| Stealing | 95 | 107 | -11 |
| Stealing from Vehicle | 60 | 58 | 3 |
| Stolen Vehicle | 17 | 31 | -45 |
| Sub-Total | 256 | 296 | -14 |
| Total | 333 | 371 | -10 |

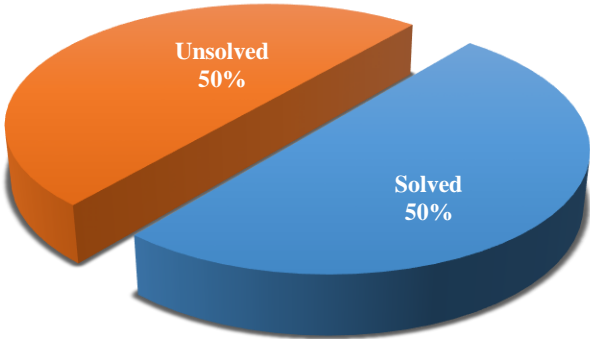
Murder

For month of September 2021, reports of murders increased by 11%, with 10 cases compared to 9 over the same period in 2020.





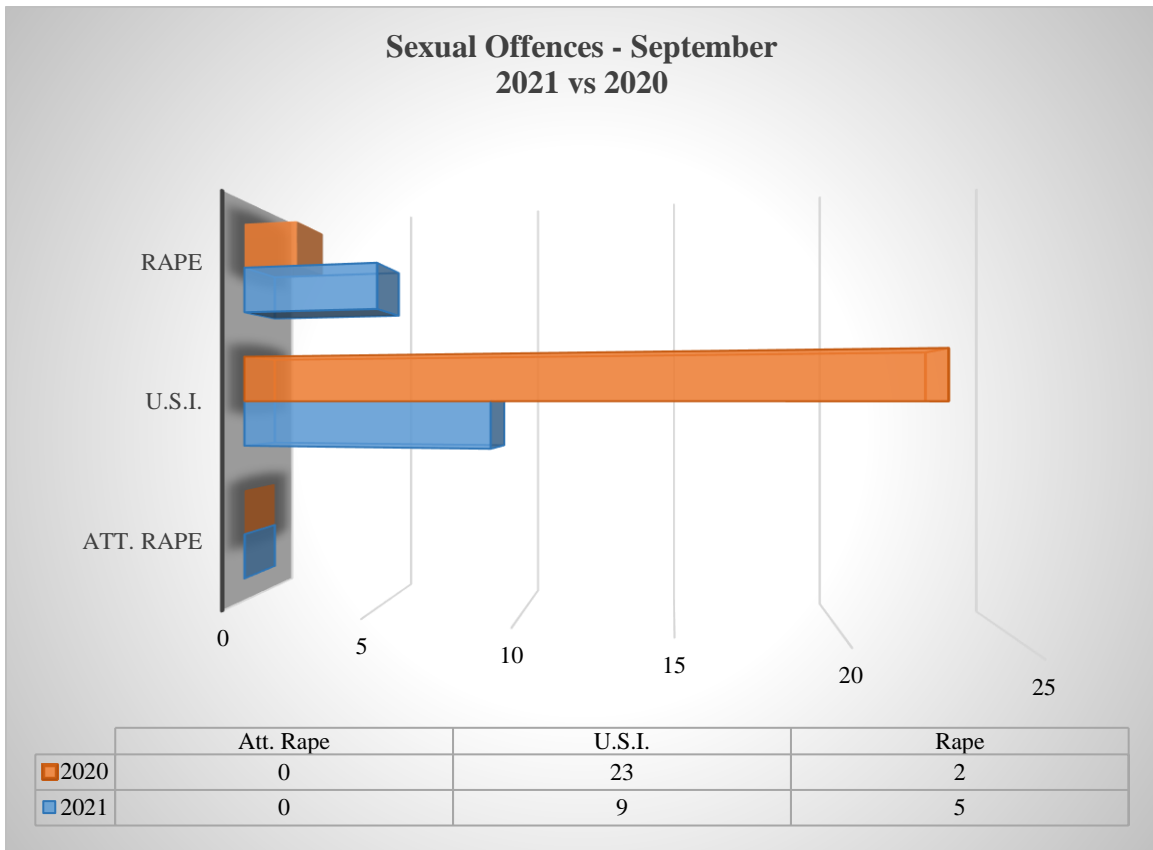
Murder Solvency Rate September 2021



N.B. These are preliminary figures and are subject to change. Research and Policy Branch, RBPF.

Sexual Offences

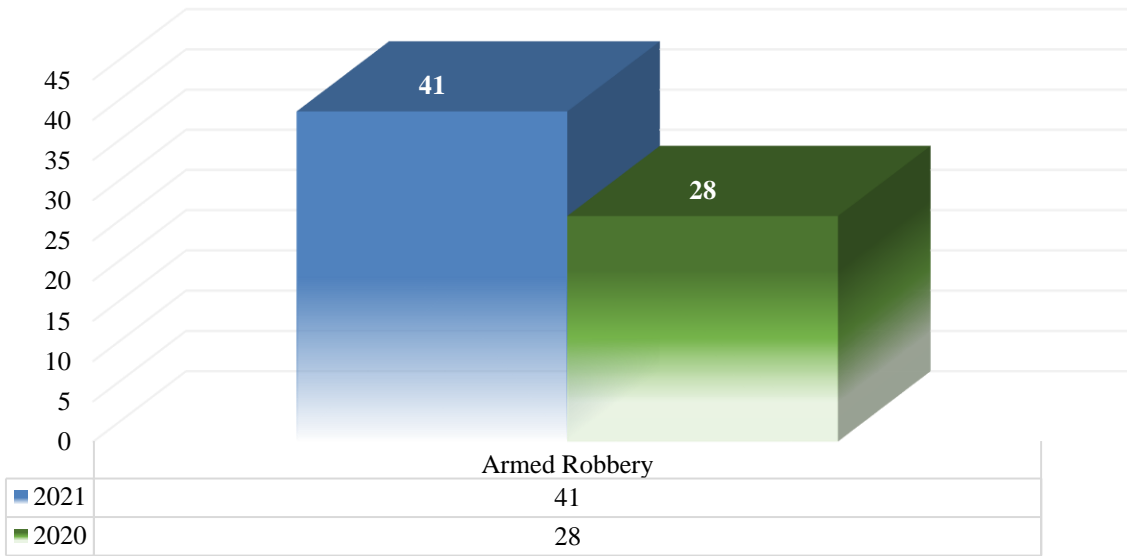
For the month of September 2021, reports of sexual offences decreased by 44% with 14 incidents, compared to 25 over the same period in 2020. These offences include rape, unlawful sexual intercourse and attempted rape. (N.B. Unlawful sexual intercourse includes incest).



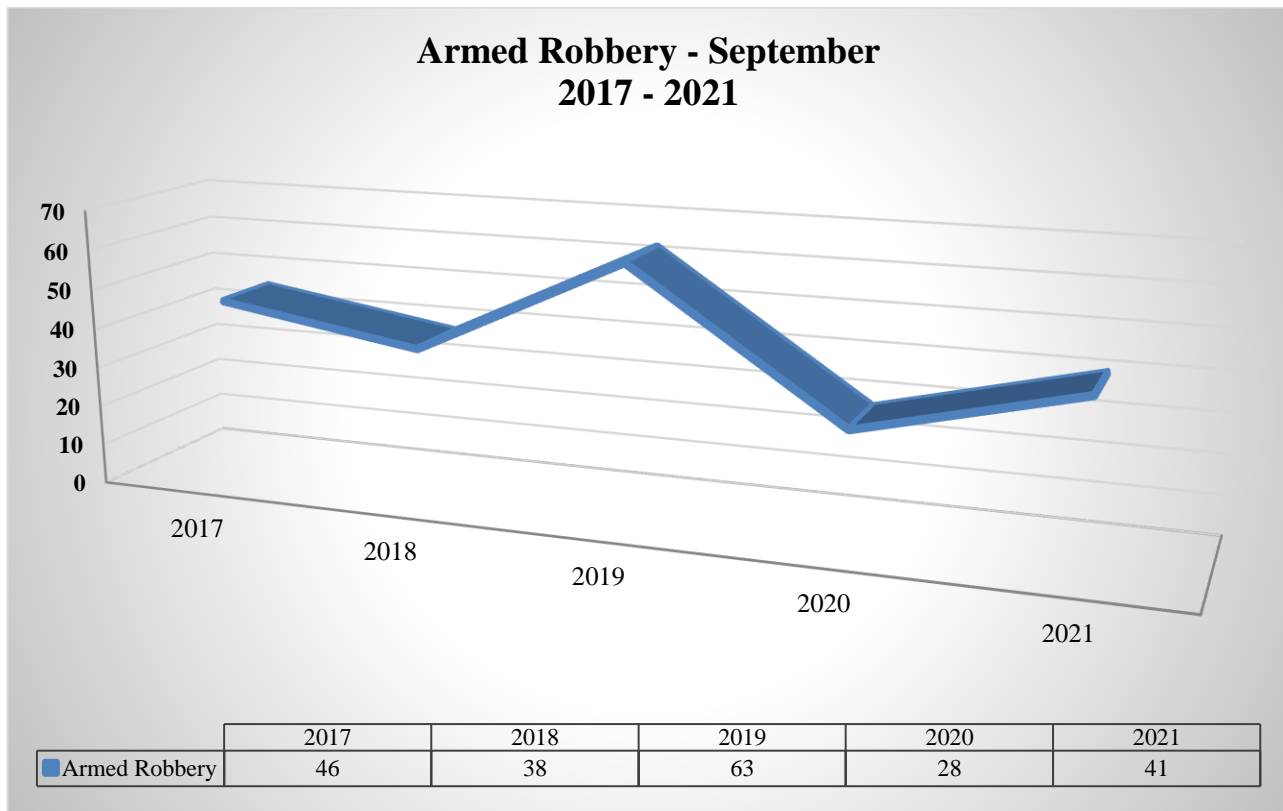
Armed Robbery

For the month of September 2021, reports of armed robberies increased by 46% with 41 incidents, compared to 28 in 2020.

**Armed Robbery - September
September 2021 vs 2020**

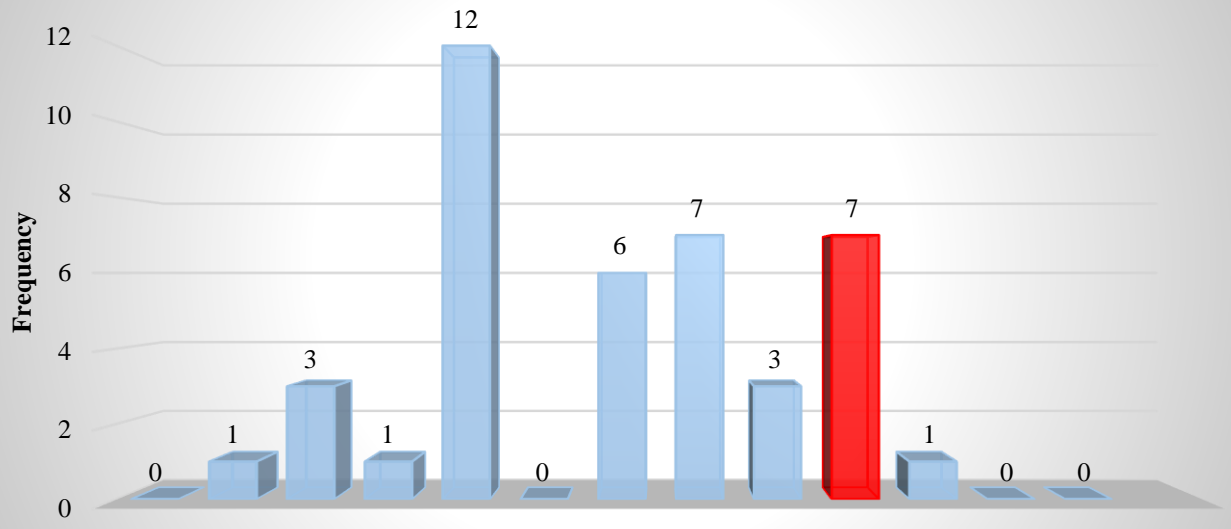


**Armed Robbery - September
2017 - 2021**



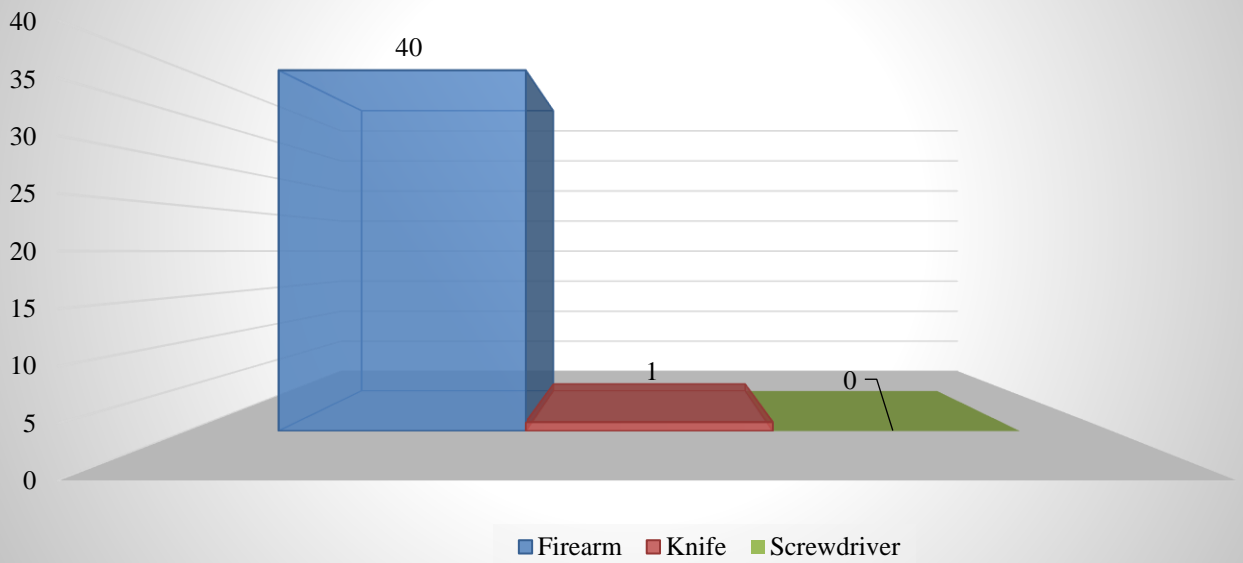
N.B. These are preliminary figures and are subject to change. Research and Policy Branch, RBPF.

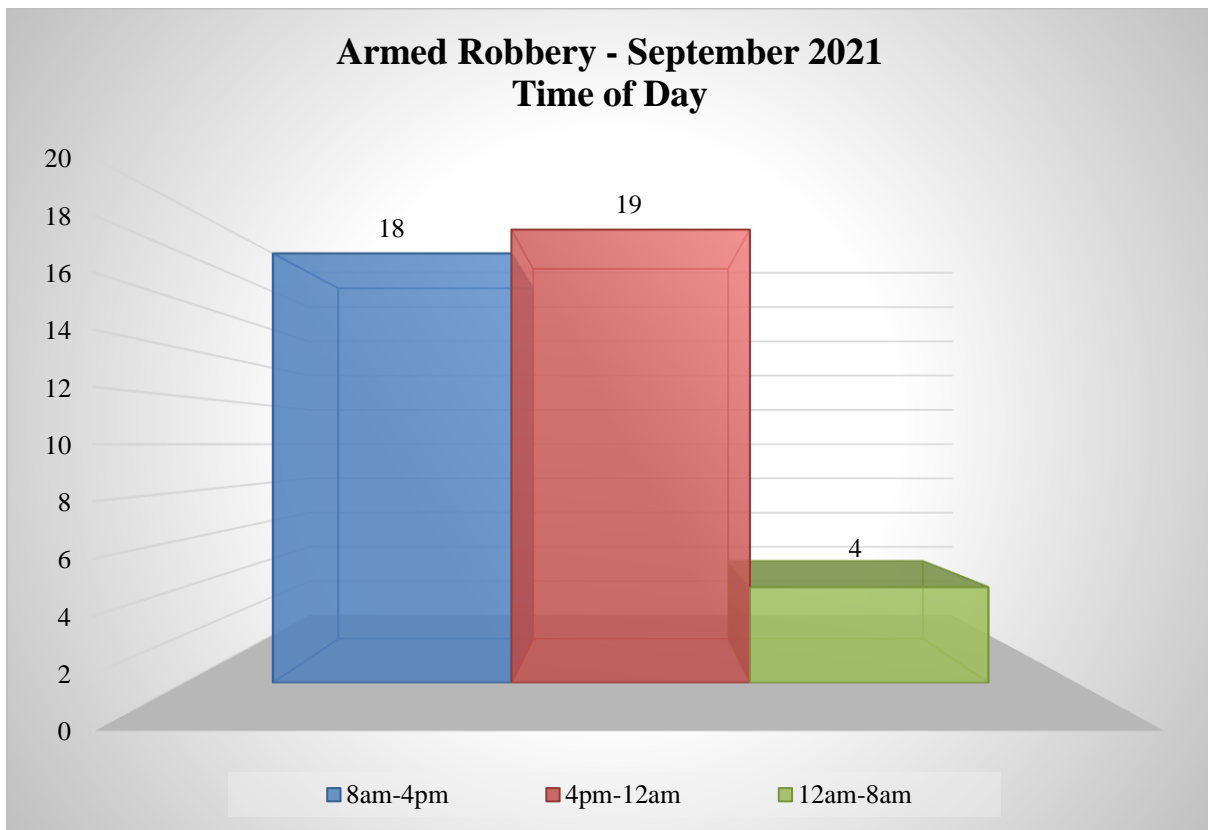
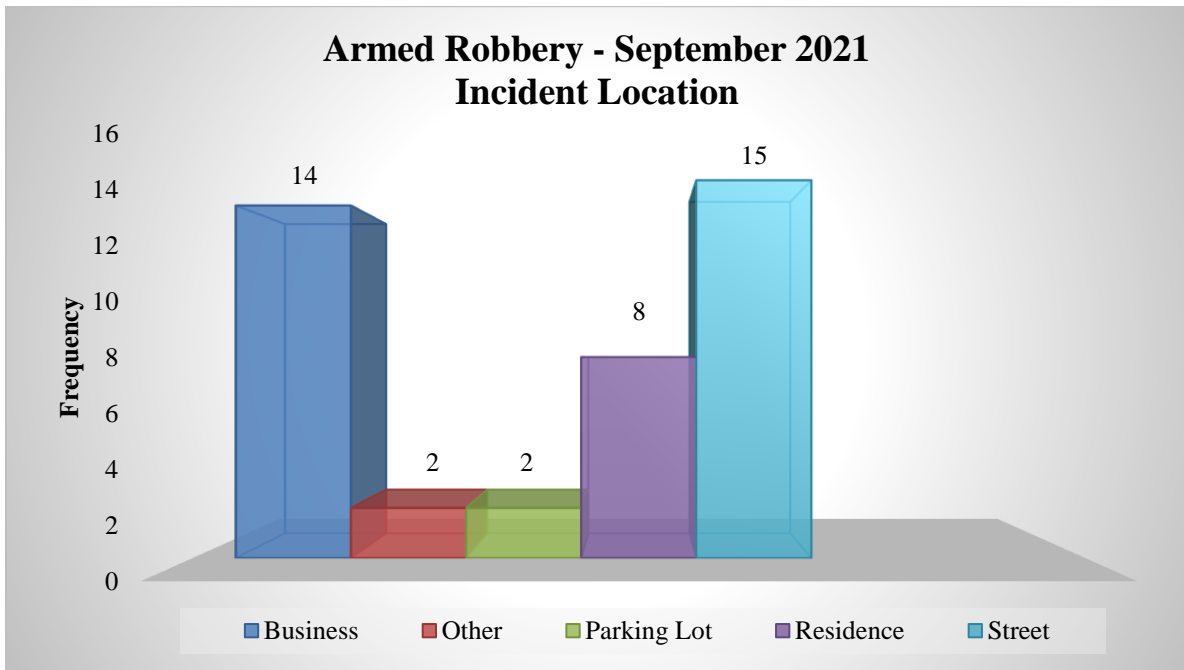
Armed Robbery - Police Divisions September 2021



| | CB | C | E | FH | NE | NW | SC | SE | S | SW | W | GB | FI |
|------|----|---|---|----|----|----|----|----|---|----|---|----|----|
| 2021 | 0 | 1 | 3 | 1 | 12 | 0 | 6 | 7 | 3 | 7 | 1 | 0 | 0 |

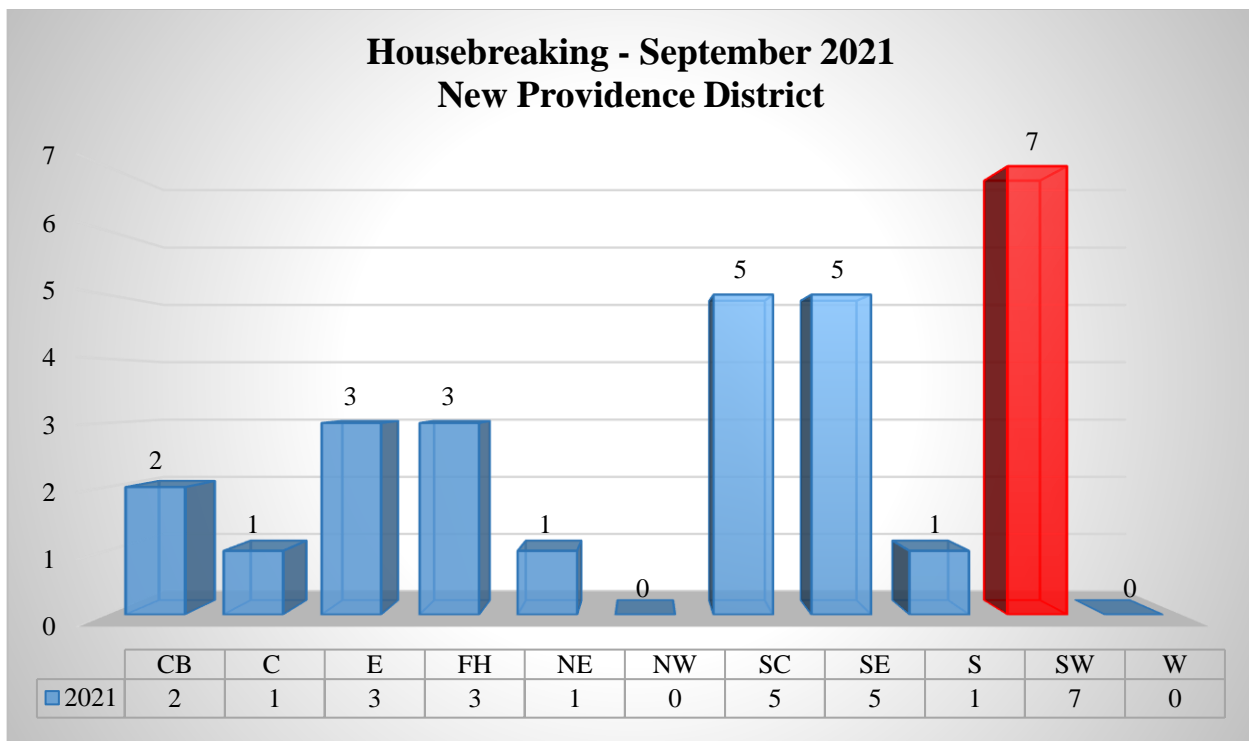
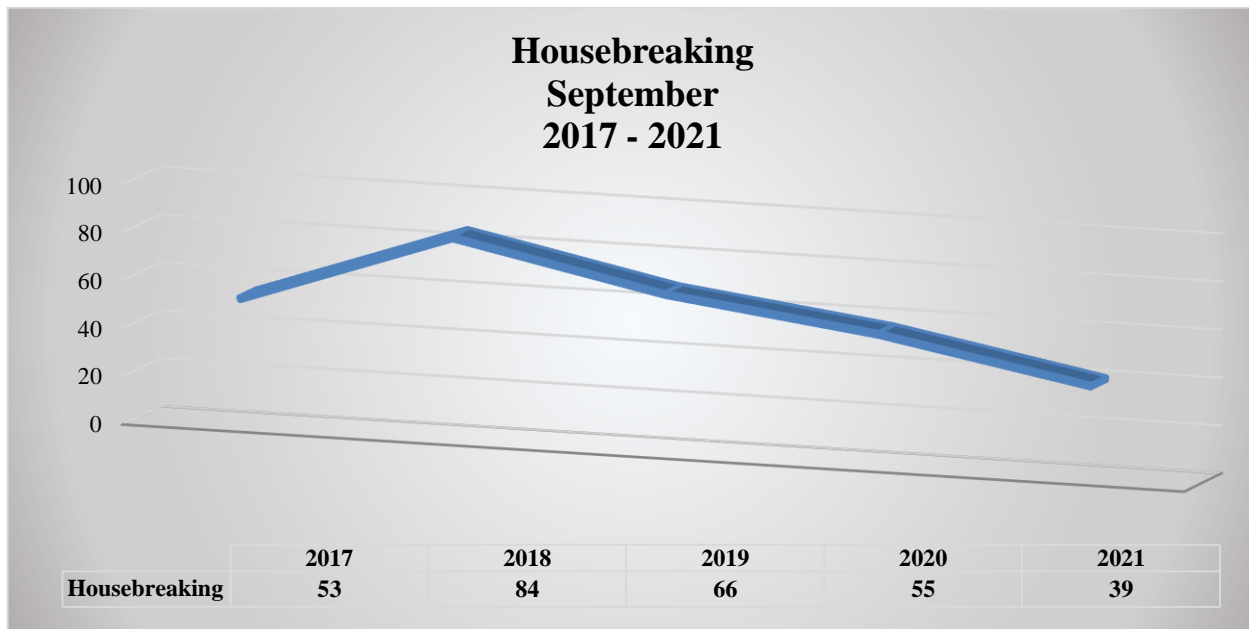
Armed Robbery - Weapon Used September 2021



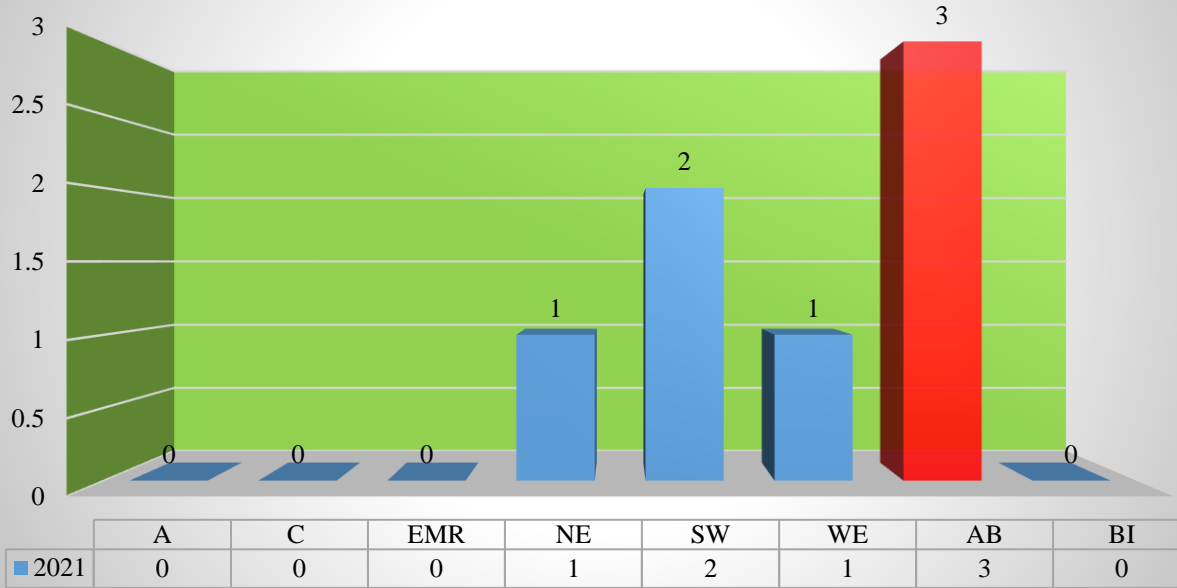


Housebreaking

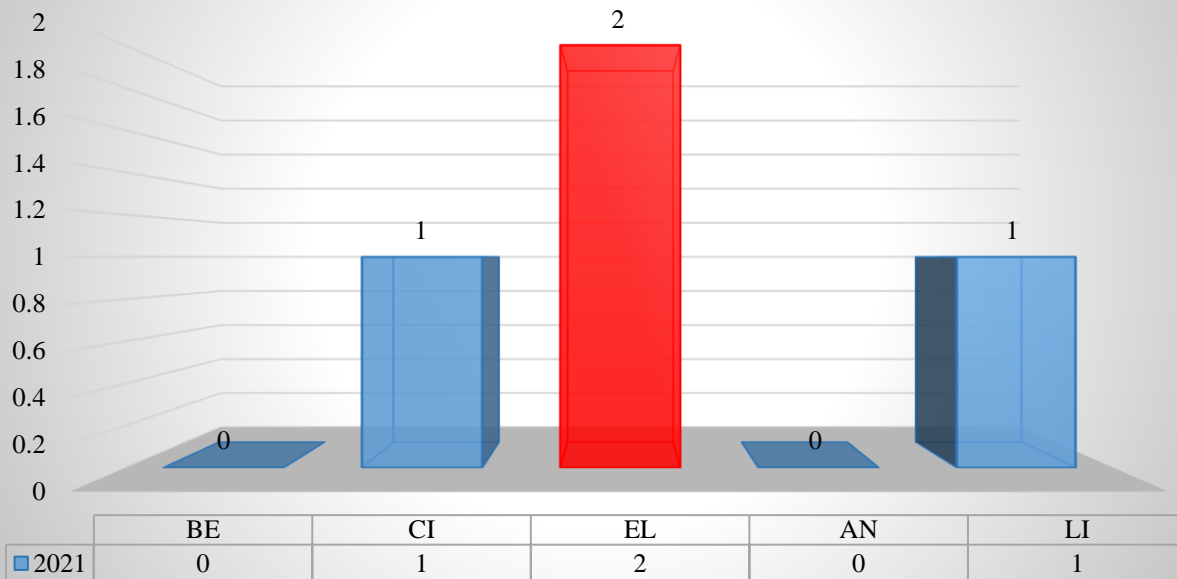
For the month of September 2021, reports of housebreakings decreased by 29% with 39 incidents, compared to 55 over the same period in 2020. Based on preliminary figures, housebreakings were more likely to occur on a Monday and Wednesday than any other day of the week.



Housebreaking - September 2021 Grand Bahama District

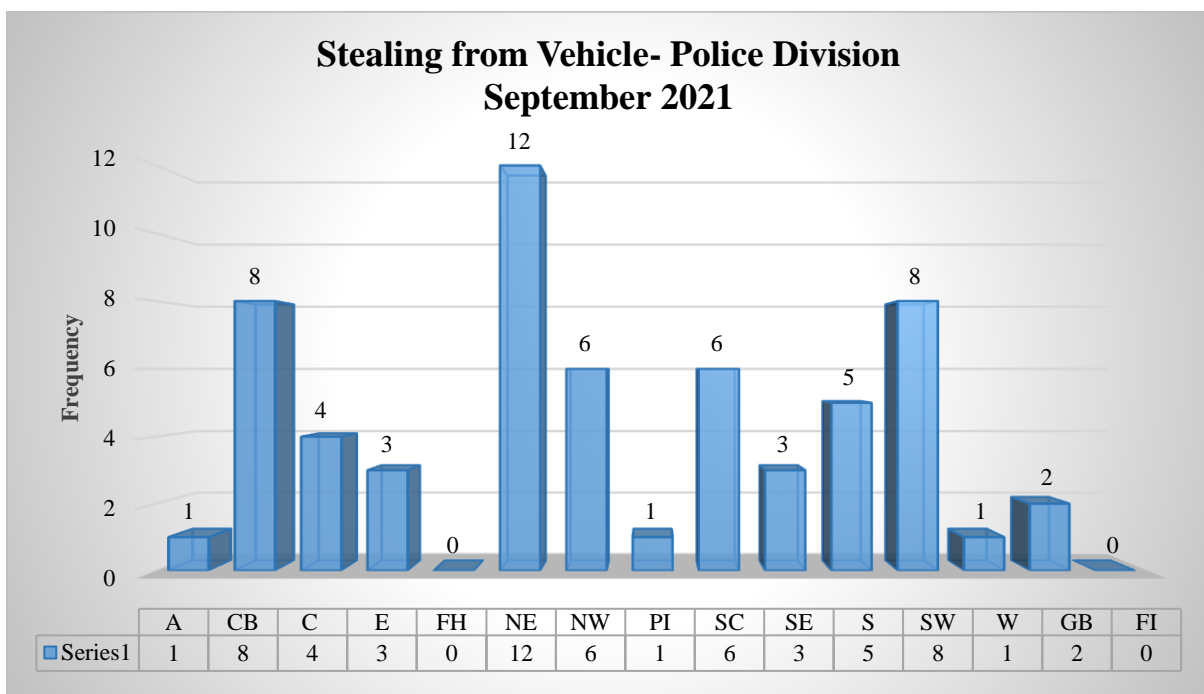
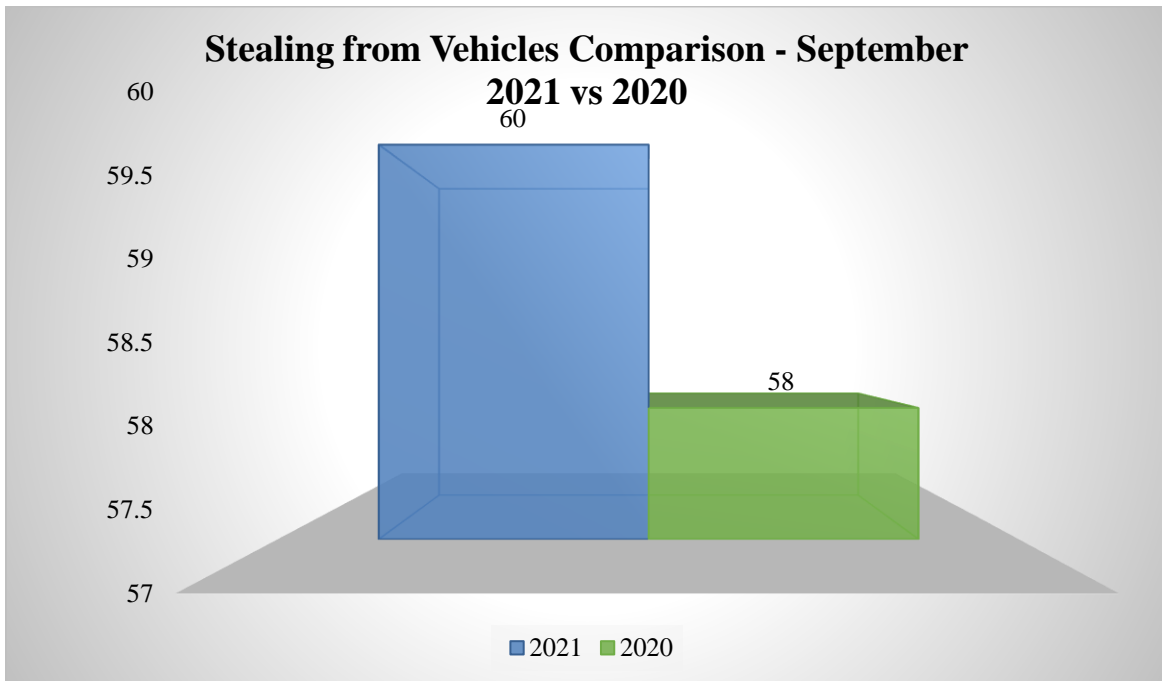


Housebreaking - September 2021 Family Islands District

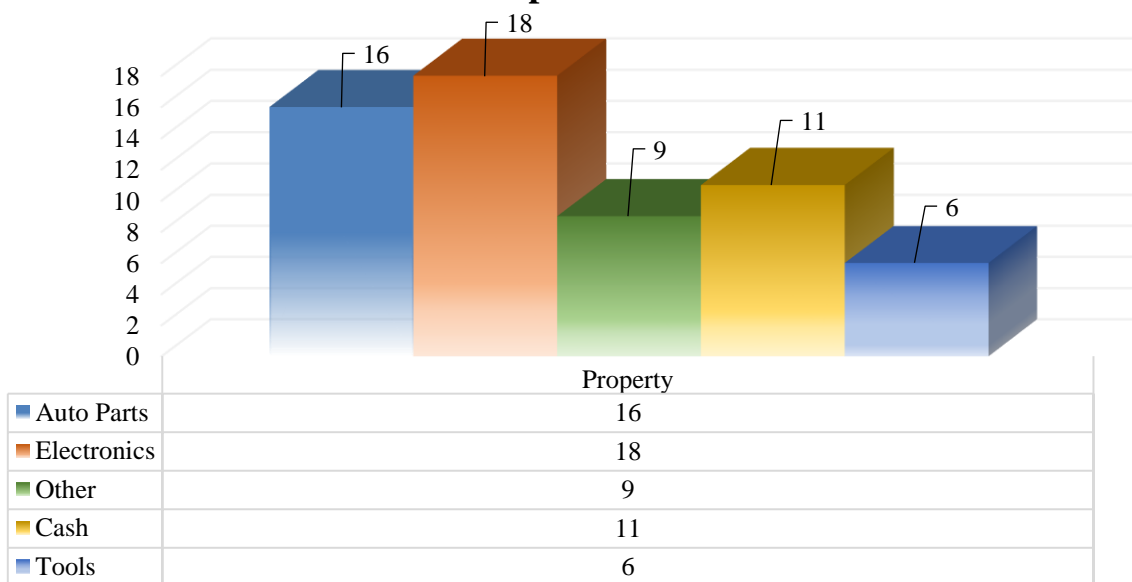


Stealing from Vehicle

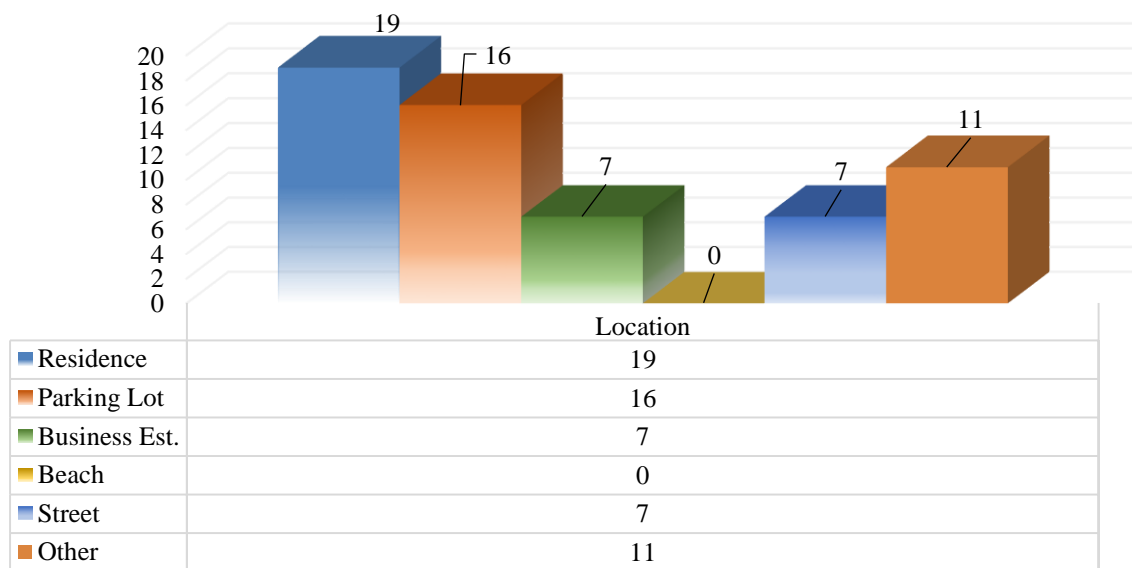
For the month of September 2021, reports of stealing from a vehicle increased by 3% with 60 incidents, compared to 58 over the same period in 2020. Items of choice stolen from vehicles mostly consisted of electronics, auto parts, cash and tools. Residences were the most targeted areas for this crime representing 54% of stealing incidents. Stealing from vehicles mostly occurred with the Eastern Division.



Stealing from Vehicle - Items Stolen September 2021

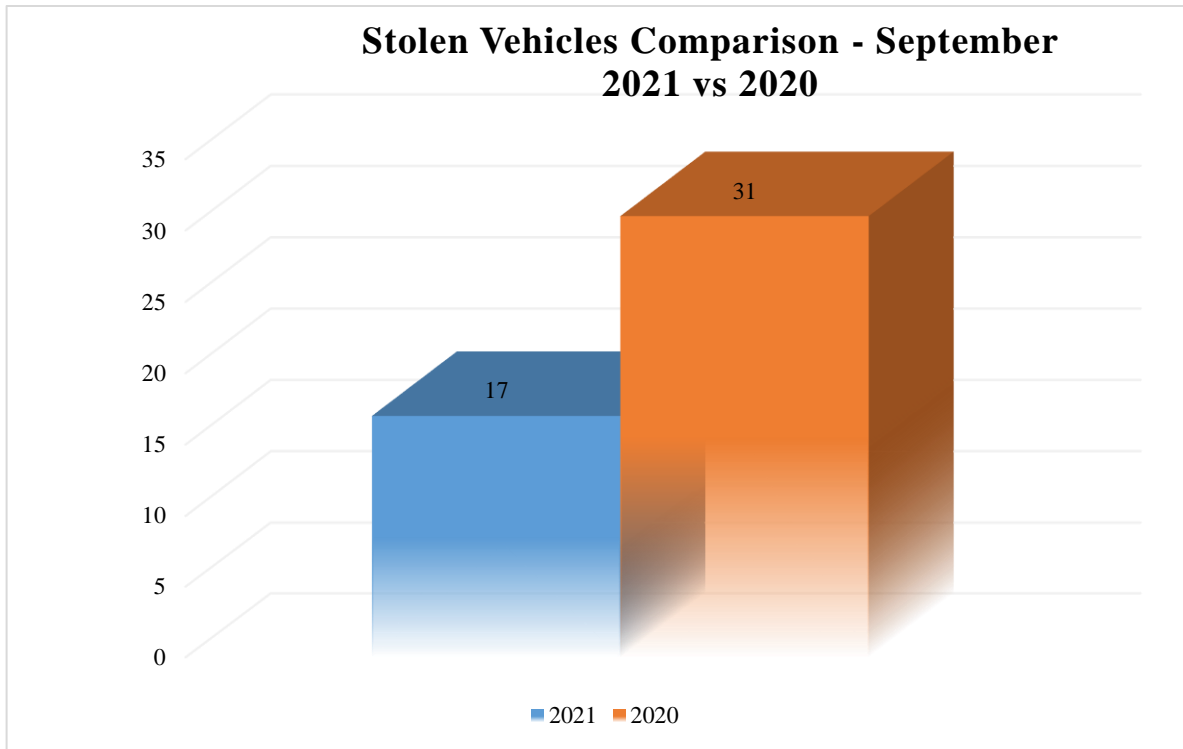


Stealing from Vehicle - Location Type September 2021

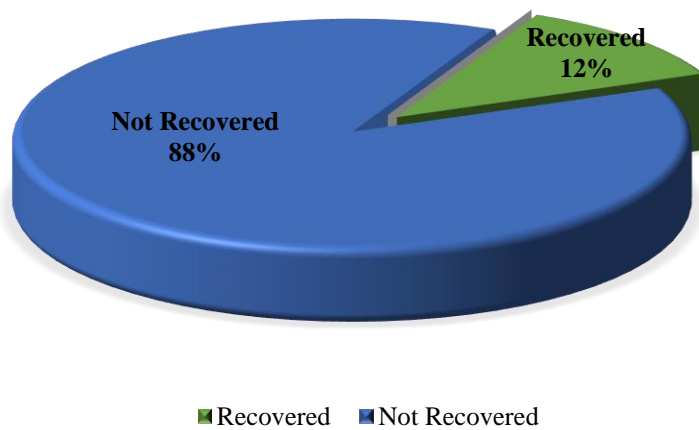


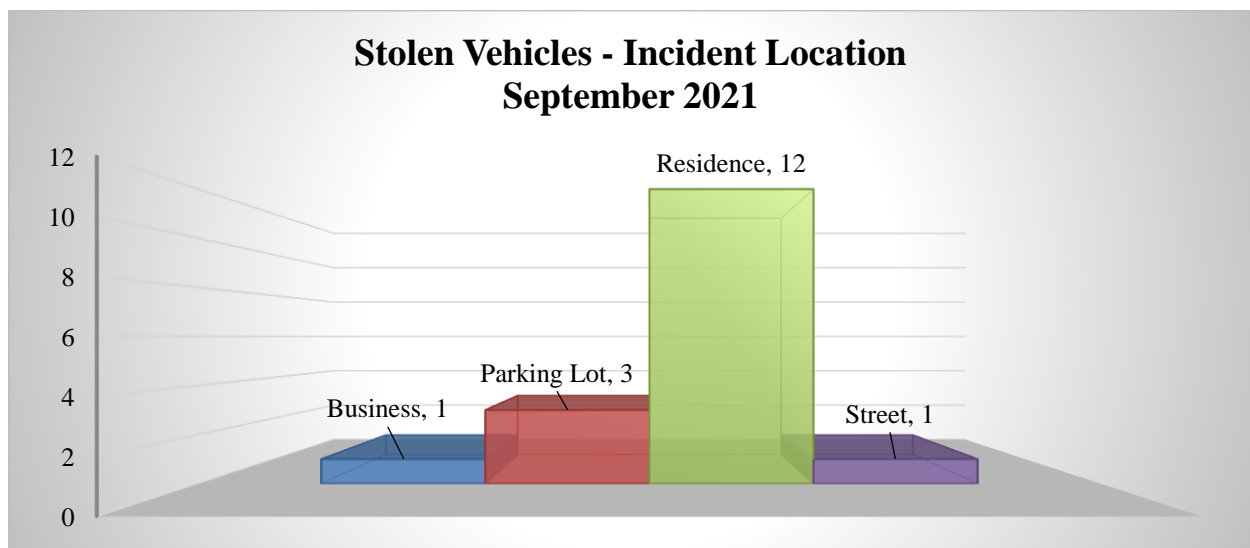
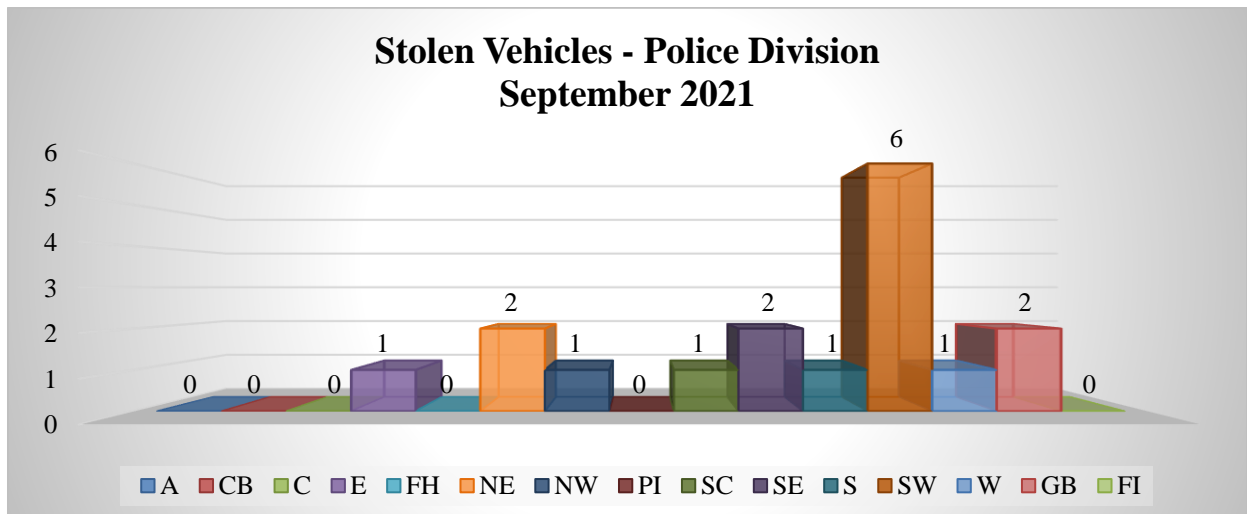
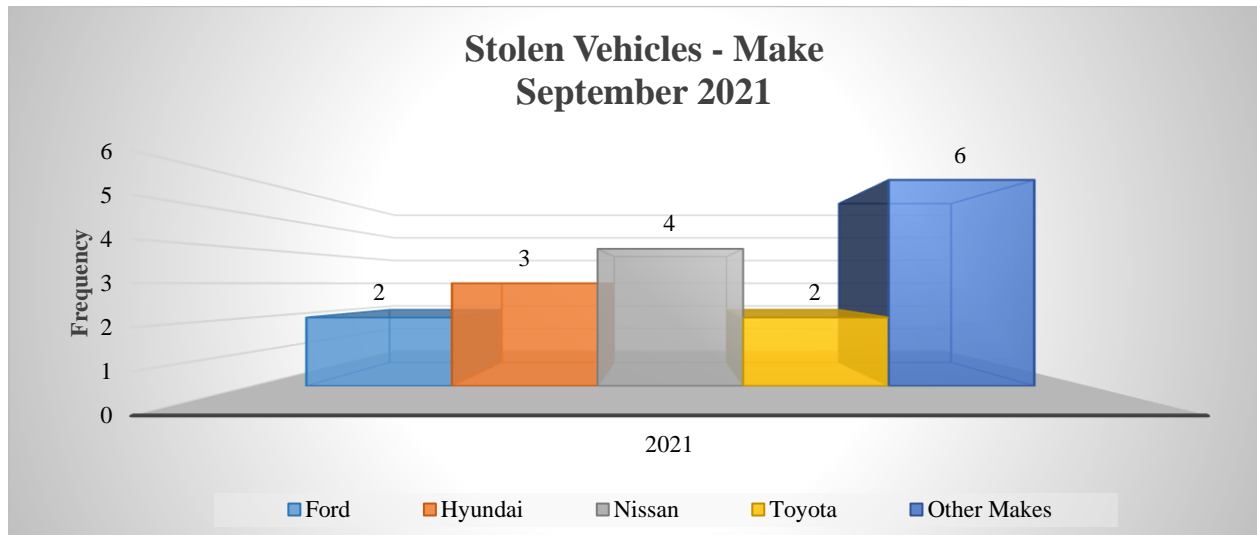
Stolen Vehicle

For the month of September 2021, reports of stolen vehicles decreased by 45% with 17 incidents, compared to 31 over the same period in 2020. Twelve percent of vehicles stolen for the month were recovered.



Stolen Vehicles Recovered September 2021





**National Reported Crimes
New Providence District
September
2021 vs 2020**

| Crimes Against the Person | 2021 | 2020 | % CHANGE |
|------------------------------------|-------------|-------------|-----------------|
| Murder | 8 | 9 | -11 |
| Attempted Murder | 2 | 3 | -33 |
| Manslaughter | 0 | 0 | 0 |
| Rape | 4 | 2 | 100 |
| Attempted Rape | 0 | 0 | 0 |
| Unlawful Sexual Intercourse | 6 | 13 | -54 |
| Armed Robbery | 41 | 25 | 64 |
| Robbery | 9 | 9 | 0 |
| Attempted Robbery | 1 | 0 | N/A |
| Sub-Total | 71 | 61 | 16 |
| Crimes Against the Property | 2021 | 2020 | % CHANGE |
| Burglary | 0 | 5 | -100 |
| Housebreaking | 28 | 34 | -18 |
| Shopbreaking | 39 | 29 | 34 |
| Stealing | 65 | 83 | -22 |
| Stealing from Vehicle | 58 | 55 | 5 |
| Stolen Vehicle | 15 | 28 | -46 |
| Sub-Total | 205 | 234 | -12 |
| Total | 276 | 295 | -6 |

**National Reported Crimes
New Providence District Breakdown
September 2021**

| Crimes Against the Person | A | CB | C | E | FH | NE | NW | PI | SC | SE | S | SW | W | Total |
|------------------------------------|----------|-----------|-----------|-----------|-----------|-----------|-----------|-----------|-----------|-----------|-----------|-----------|----------|--------------|
| Murder | 0 | 0 | 0 | 1 | 0 | 0 | 0 | 0 | 1 | 0 | 3 | 3 | 0 | 8 |
| Attempted Murder | 0 | 0 | 0 | 0 | 1 | 0 | 0 | 0 | 0 | 0 | 0 | 1 | 0 | 2 |
| Manslaughter | 0 | 0 | 0 | 0 | 0 | 0 | 0 | 0 | 0 | 0 | 0 | 0 | 0 | 0 |
| Rape | 0 | 0 | 0 | 0 | 0 | 0 | 1 | 0 | 1 | 0 | 0 | 2 | 0 | 4 |
| Attempted Rape | 0 | 0 | 0 | 0 | 0 | 0 | 0 | 0 | 0 | 0 | 0 | 0 | 0 | 0 |
| Unlawful Sex | 0 | 0 | 0 | 1 | 1 | 0 | 0 | 0 | 0 | 3 | 0 | 1 | 0 | 6 |
| Armed Robbery | 0 | 0 | 1 | 3 | 1 | 12 | 0 | 0 | 6 | 7 | 3 | 7 | 1 | 41 |
| Robbery | 0 | 0 | 1 | 1 | 1 | 3 | 0 | 0 | 1 | 1 | 0 | 1 | 0 | 9 |
| Attempted Robbery | 0 | 0 | 0 | 0 | 0 | 1 | 0 | 0 | 0 | 0 | 0 | 0 | 0 | 1 |
| Sub Total | 0 | 0 | 2 | 6 | 4 | 16 | 1 | 0 | 9 | 11 | 6 | 15 | 1 | 71 |
| Crimes Against the Property | A | CB | C | E | FH | NE | NW | PI | SC | SE | S | SW | W | Total |
| Burglary | 0 | 0 | 0 | 0 | 0 | 0 | 0 | 0 | 0 | 0 | 0 | 0 | 0 | 0 |
| Housebreaking | 0 | 2 | 1 | 3 | 3 | 1 | 0 | 0 | 5 | 5 | 1 | 7 | 0 | 28 |
| Shopbreaking | 0 | 2 | 9 | 0 | 0 | 10 | 3 | 0 | 5 | 3 | 6 | 1 | 0 | 39 |
| Stealing | 0 | 2 | 6 | 13 | 3 | 3 | 4 | 5 | 6 | 10 | 4 | 5 | 4 | 65 |
| Stealing from Vehicle | 1 | 8 | 4 | 3 | 0 | 12 | 6 | 1 | 6 | 3 | 5 | 8 | 1 | 58 |
| Stolen Vehicle | 0 | 0 | 0 | 1 | 0 | 2 | 1 | 0 | 1 | 2 | 1 | 6 | 1 | 15 |
| Sub Total | 1 | 14 | 20 | 20 | 6 | 28 | 14 | 6 | 23 | 23 | 17 | 27 | 6 | 205 |
| TOTAL | 1 | 14 | 22 | 26 | 10 | 44 | 15 | 6 | 32 | 34 | 23 | 42 | 7 | 276 |

**National Reported Crimes
New Providence District
Airport Division
September
2021 vs 2020**

| Crimes Against the Person | 2021 | 2020 | % CHANGE |
|------------------------------------|-------------|-------------|-----------------|
| Murder | 0 | 0 | 0 |
| Attempted Murder | 0 | 0 | 0 |
| Manslaughter | 0 | 0 | 0 |
| Rape | 0 | 0 | 0 |
| Attempted Rape | 0 | 0 | 0 |
| Unlawful Sexual Intercourse | 0 | 0 | 0 |
| Armed Robbery | 0 | 0 | 0 |
| Robbery | 0 | 0 | 0 |
| Attempted Robbery | 0 | 0 | 0 |
| Sub-Total | 0 | 0 | 0 |
| Crimes Against the Property | 2021 | 2020 | % CHANGE |
| Burglary | 0 | 0 | 0 |
| Housebreaking | 0 | 0 | 0 |
| Shopbreaking | 0 | 0 | 0 |
| Stealing | 0 | 1 | N/A |
| Stealing from Vehicle | 1 | 0 | N/A |
| Stolen Vehicle | 0 | 1 | N/A |
| Sub-Total | 1 | 2 | -50 |
| Total | 1 | 2 | -50 |

**National Reported Crimes
New Providence District
Cable Beach Division
September
2021 vs 2020**

| Crimes Against the Person | 2021 | 2020 | % CHANGE |
|------------------------------------|-------------|-------------|-----------------|
| Murder | 0 | 0 | 0 |
| Attempted Murder | 0 | 0 | 0 |
| Manslaughter | 0 | 0 | 0 |
| Rape | 0 | 0 | 0 |
| Attempted Rape | 0 | 0 | 0 |
| Unlawful Sexual Intercourse | 0 | 0 | 0 |
| Armed Robbery | 0 | 0 | 0 |
| Robbery | 0 | 1 | N/A |
| Attempted Robbery | 0 | 0 | 0 |
| Sub-Total | 0 | 1 | N/A |
| Crimes Against the Property | 2021 | 2020 | % CHANGE |
| Burglary | 0 | 0 | 0 |
| Housebreaking | 2 | 5 | -60 |
| Shopbreaking | 2 | 1 | 100 |
| Stealing | 2 | 3 | -33 |
| Stealing from Vehicle | 8 | 7 | 14 |
| Stolen Vehicle | 0 | 5 | N/A |
| Sub-Total | 14 | 21 | -33 |
| Total | 14 | 22 | -36 |

**National Reported Crimes
New Providence District
Central Division
September
2021 vs 2020**

| Crimes Against the Person | 2021 | 2020 | % CHANGE |
|------------------------------------|-------------|-------------|-----------------|
| Murder | 0 | 0 | 0 |
| Attempted Murder | 0 | 0 | 0 |
| Manslaughter | 0 | 0 | 0 |
| Rape | 0 | 0 | 0 |
| Attempted Rape | 0 | 0 | 0 |
| Unlawful Sexual Intercourse | 0 | 0 | 0 |
| Armed Robbery | 1 | 2 | -50 |
| Robbery | 1 | 1 | 0 |
| Attempted Robbery | 0 | 0 | 0 |
| Sub-Total | 2 | 3 | -33 |
| Crimes Against the Property | 2021 | 2020 | % CHANGE |
| Burglary | 0 | 0 | 0 |
| Housebreaking | 1 | 0 | N/A |
| Shopbreaking | 9 | 4 | 125 |
| Stealing | 6 | 3 | 100 |
| Stealing from Vehicle | 4 | 5 | -20 |
| Stolen Vehicle | 0 | 2 | N/A |
| Sub-Total | 20 | 14 | 43 |
| Total | 22 | 17 | 29 |

**National Reported Crimes
New Providence District
Eastern Division
September
2021 vs 2020**

| Crimes Against the Person | 2021 | 2020 | % CHANGE |
|------------------------------------|-------------|-------------|-----------------|
| Murder | 1 | 0 | N/A |
| Attempted Murder | 0 | 0 | 0 |
| Manslaughter | 0 | 0 | 0 |
| Rape | 0 | 0 | 0 |
| Attempted Rape | 0 | 0 | 0 |
| Unlawful Sexual Intercourse | 1 | 1 | 0 |
| Armed Robbery | 3 | 1 | 200 |
| Robbery | 1 | 0 | N/A |
| Attempted Robbery | 0 | 0 | 0 |
| Sub-Total | 6 | 2 | 200 |
| Crimes Against the Property | 2021 | 2020 | % CHANGE |
| Burglary | 0 | 0 | 0 |
| Housebreaking | 3 | 4 | -25 |
| Shopbreaking | 0 | 0 | 0 |
| Stealing | 13 | 10 | 30 |
| Stealing from Vehicle | 3 | 2 | 50 |
| Stolen Vehicle | 1 | 1 | 0 |
| Sub-Total | 20 | 17 | 18 |
| Total | 26 | 19 | 37 |

**National Reported Crimes
New Providence District
Fox Hill Division
September
2021 vs 2020**

| Crimes Against the Person | 2021 | 2020 | % CHANGE |
|------------------------------------|-------------|-------------|-----------------|
| Murder | 0 | 0 | 0 |
| Attempted Murder | 1 | 0 | N/A |
| Manslaughter | 0 | 0 | 0 |
| Rape | 0 | 0 | 0 |
| Attempted Rape | 0 | 0 | 0 |
| Unlawful Sexual Intercourse | 1 | 1 | 0 |
| Armed Robbery | 1 | 1 | 0 |
| Robbery | 1 | 0 | N/A |
| Attempted Robbery | 0 | 0 | 0 |
| Sub-Total | 4 | 2 | 100 |
| Crimes Against the Property | 2021 | 2020 | % CHANGE |
| Burglary | 0 | 0 | 0 |
| Housebreaking | 3 | 7 | -57 |
| Shopbreaking | 0 | 2 | N/A |
| Stealing | 3 | 3 | 0 |
| Stealing from Vehicle | 0 | 2 | N/A |
| Stolen Vehicle | 0 | 1 | N/A |
| Sub-Total | 6 | 15 | -60 |
| Total | 10 | 17 | -41 |

**National Reported Crimes
New Providence District
Northeastern Division
September
2021 vs 2020**

| Crimes Against the Person | 2021 | 2020 | % CHANGE |
|------------------------------------|-------------|-------------|-----------------|
| Murder | 0 | 1 | N/A |
| Attempted Murder | 0 | 0 | 0 |
| Manslaughter | 0 | 0 | 0 |
| Rape | 0 | 0 | 0 |
| Attempted Rape | 0 | 0 | 0 |
| Unlawful Sexual Intercourse | 0 | 1 | N/A |
| Armed Robbery | 12 | 2 | 500 |
| Robbery | 3 | 2 | 50 |
| Attempted Robbery | 1 | 0 | N/A |
| Sub-Total | 16 | 6 | 167 |
| Crimes Against the Property | 2021 | 2020 | % CHANGE |
| Burglary | 0 | 0 | 0 |
| Housebreaking | 1 | 5 | -80 |
| Shopbreaking | 10 | 6 | 67 |
| Stealing | 3 | 12 | -75 |
| Stealing from Vehicle | 12 | 5 | 140 |
| Stolen Vehicle | 2 | 1 | 100 |
| Sub-Total | 28 | 29 | -3 |
| Total | 44 | 35 | 26 |

**National Reported Crimes
New Providence District
Northwestern Division
September
2021 vs 2020**

| Crimes Against the Person | 2021 | 2020 | % CHANGE |
|------------------------------------|-------------|-------------|-----------------|
| Murder | 0 | 0 | 0 |
| Attempted Murder | 0 | 0 | 0 |
| Manslaughter | 0 | 0 | 0 |
| Rape | 1 | 0 | N/A |
| Attempted Rape | 0 | 0 | 0 |
| Unlawful Sexual Intercourse | 0 | 1 | N/A |
| Armed Robbery | 0 | 0 | 0 |
| Robbery | 0 | 0 | 0 |
| Attempted Robbery | 0 | 0 | 0 |
| Sub-Total | 1 | 1 | 0 |
| Crimes Against the Property | 2021 | 2020 | % CHANGE |
| Burglary | 0 | 0 | 0 |
| Housebreaking | 0 | 2 | N/A |
| Shopbreaking | 3 | 2 | 50 |
| Stealing | 4 | 4 | 0 |
| Stealing from Vehicle | 6 | 4 | 50 |
| Stolen Vehicle | 1 | 1 | 0 |
| Sub-Total | 14 | 13 | 8 |
| Total | 15 | 14 | 7 |

**National Reported Crimes
New Providence District
Paradise Island Division
September
2021 vs 2020**

| Crimes Against the Person | 2021 | 2020 | % CHANGE |
|------------------------------------|-------------|-------------|-----------------|
| Murder | 0 | 0 | 0 |
| Attempted Murder | 0 | 0 | 0 |
| Manslaughter | 0 | 0 | 0 |
| Rape | 0 | 0 | 0 |
| Attempted Rape | 0 | 0 | 0 |
| Unlawful Sexual Intercourse | 0 | 0 | 0 |
| Armed Robbery | 0 | 0 | 0 |
| Robbery | 0 | 0 | 0 |
| Attempted Robbery | 0 | 0 | 0 |
| Sub-Total | 0 | 0 | 0 |
| Crimes Against the Property | 2021 | 2020 | % CHANGE |
| Burglary | 0 | 0 | 0 |
| Housebreaking | 0 | 0 | 0 |
| Shopbreaking | 0 | 0 | 0 |
| Stealing | 5 | 3 | 67 |
| Stealing from Vehicle | 1 | 0 | N/A |
| Stolen Vehicle | 0 | 0 | 0 |
| Sub-Total | 6 | 3 | 100 |
| Total | 6 | 3 | 100 |

**National Reported Crimes
New Providence District
South Central Division
September
2021 vs 2020**

| Crimes Against the Person | 2021 | 2020 | % CHANGE |
|------------------------------------|-------------|-------------|-----------------|
| Murder | 1 | 3 | -67 |
| Attempted Murder | 0 | 1 | N/A |
| Manslaughter | 0 | 0 | 0 |
| Rape | 1 | 0 | N/A |
| Attempted Rape | 0 | 0 | 0 |
| Unlawful Sexual Intercourse | 0 | 2 | N/A |
| Armed Robbery | 6 | 4 | 50 |
| Robbery | 1 | 1 | 0 |
| Attempted Robbery | 0 | 0 | 0 |
| Sub-Total | 9 | 11 | -18 |
| Crimes Against the Property | 2021 | 2020 | % CHANGE |
| Burglary | 0 | 1 | N/A |
| Housebreaking | 5 | 0 | N/A |
| Shopbreaking | 5 | 3 | 67 |
| Stealing | 6 | 11 | -45 |
| Stealing from Vehicle | 6 | 1 | 500 |
| Stolen Vehicle | 1 | 2 | -50 |
| Sub-Total | 23 | 18 | 28 |
| Total | 32 | 29 | 10 |

**National Reported Crimes
New Providence District
Southeastern Division
September
2021 vs 2020**

| Crimes Against the Person | 2021 | 2020 | % CHANGE |
|------------------------------------|-------------|-------------|-----------------|
| Murder | 0 | 3 | N/A |
| Attempted Murder | 0 | 1 | N/A |
| Manslaughter | 0 | 0 | 0 |
| Rape | 0 | 1 | N/A |
| Attempted Rape | 0 | 0 | 0 |
| Unlawful Sexual Intercourse | 3 | 2 | 50 |
| Armed Robbery | 7 | 4 | 75 |
| Robbery | 1 | 1 | 0 |
| Attempted Robbery | 0 | 0 | 0 |
| Sub-Total | 11 | 12 | -8 |
| Crimes Against the Property | 2021 | 2020 | % CHANGE |
| Burglary | 0 | 3 | N/A |
| Housebreaking | 5 | 3 | 67 |
| Shopbreaking | 3 | 4 | -25 |
| Stealing | 10 | 10 | 0 |
| Stealing from Vehicle | 3 | 10 | -70 |
| Stolen Vehicle | 2 | 4 | -50 |
| Sub-Total | 23 | 34 | -32 |
| Total | 34 | 46 | -26 |

**National Reported Crimes
New Providence District
Southern Division
September
2021 vs 2020**

| Crimes Against the Person | 2021 | 2020 | % CHANGE |
|------------------------------------|-------------|-------------|-----------------|
| Murder | 3 | 1 | 200 |
| Attempted Murder | 0 | 1 | N/A |
| Manslaughter | 0 | 0 | 0 |
| Rape | 0 | 0 | 0 |
| Attempted Rape | 0 | 0 | 0 |
| Unlawful Sexual Intercourse | 0 | 3 | N/A |
| Armed Robbery | 3 | 4 | -25 |
| Robbery | 0 | 0 | 0 |
| Attempted Robbery | 0 | 0 | 0 |
| Sub-Total | 6 | 9 | -33 |
| Crimes Against the Property | 2021 | 2020 | % CHANGE |
| Burglary | 0 | 1 | N/A |
| Housebreaking | 1 | 0 | N/A |
| Shopbreaking | 6 | 4 | 50 |
| Stealing | 4 | 5 | -20 |
| Stealing from Vehicle | 5 | 2 | 150 |
| Stolen Vehicle | 1 | 1 | 0 |
| Sub-Total | 17 | 13 | 31 |
| Total | 23 | 22 | 5 |

**National Reported Crimes
New Providence District
Southwestern Division
September
2021 vs 2020**

| Crimes Against the Person | 2021 | 2020 | % CHANGE |
|------------------------------------|-------------|-------------|-----------------|
| Murder | 3 | 1 | 200 |
| Attempted Murder | 1 | 0 | N/A |
| Manslaughter | 0 | 0 | 0 |
| Rape | 2 | 0 | N/A |
| Attempted Rape | 0 | 0 | 0 |
| Unlawful Sexual Intercourse | 1 | 1 | 0 |
| Armed Robbery | 7 | 7 | 0 |
| Robbery | 1 | 3 | -67 |
| Attempted Robbery | 0 | 0 | 0 |
| Sub-Total | 15 | 12 | 25 |
| Crimes Against the Property | 2021 | 2020 | % CHANGE |
| Burglary | 0 | 0 | 0 |
| Housebreaking | 7 | 3 | 133 |
| Shopbreaking | 1 | 3 | -67 |
| Stealing | 5 | 13 | -62 |
| Stealing from Vehicle | 8 | 9 | -11 |
| Stolen Vehicle | 6 | 6 | 0 |
| Sub-Total | 27 | 34 | -21 |
| Total | 42 | 46 | -9 |

**National Reported Crimes
New Providence District
Western Division
September
2021 vs 2020**

| Crimes Against the Person | 2021 | 2020 | % CHANGE |
|------------------------------------|-------------|-------------|-----------------|
| Murder | 0 | 0 | 0 |
| Attempted Murder | 0 | 0 | 0 |
| Manslaughter | 0 | 0 | 0 |
| Rape | 0 | 1 | N/A |
| Attempted Rape | 0 | 0 | 0 |
| Unlawful Sexual Intercourse | 0 | 1 | N/A |
| Armed Robbery | 1 | 0 | N/A |
| Robbery | 0 | 0 | 0 |
| Attempted Robbery | 0 | 0 | 0 |
| Sub-Total | 1 | 2 | -50 |
| Crimes Against the Property | 2021 | 2020 | % CHANGE |
| Burglary | 0 | 0 | 0 |
| Housebreaking | 0 | 5 | N/A |
| Shopbreaking | 0 | 0 | 0 |
| Stealing | 4 | 5 | -20 |
| Stealing from Vehicle | 1 | 8 | -88 |
| Stolen Vehicle | 1 | 3 | -67 |
| Sub-Total | 6 | 21 | -71 |
| Total | 7 | 23 | -70 |

National Reported Crimes
Grand Bahama & Northern Bahamas District (Abaco & Bimini)
September
2021 vs 2020

| Crimes Against the Person | 2021 | 2020 | % CHANGE |
|------------------------------------|-------------|-------------|-----------------|
| Murder | 2 | 0 | N/A |
| Attempted Murder | 0 | 1 | N/A |
| Manslaughter | 0 | 0 | 0 |
| Rape | 0 | 0 | 0 |
| Attempted Rape | 0 | 0 | 0 |
| Unlawful Sexual Intercourse | 0 | 2 | N/A |
| Armed Robbery | 0 | 3 | N/A |
| Robbery | 0 | 0 | 0 |
| Attempted Robbery | 0 | 0 | 0 |
| Sub-Total | 2 | 6 | -67 |
| Crimes Against the Property | 2021 | 2020 | % CHANGE |
| Burglary | 0 | 2 | N/A |
| Housebreaking | 7 | 14 | -50 |
| Shopbreaking | 3 | 6 | -50 |
| Stealing | 22 | 15 | 47 |
| Stealing from Vehicle | 2 | 3 | -33 |
| Stolen Vehicle | 2 | 3 | -33 |
| Sub-Total | 36 | 43 | -16 |
| Total | 38 | 49 | -22 |

**National Reported Crimes
Grand Bahama & Northern Bahamas District (Abaco & Bimini) Breakdown
September
2021**

| Crimes Against the Person | A | C | EMR | NE | SW | WE | AB GBNB | BI GBNB | Total |
|------------------------------------|----------|-----------|------------|-----------|-----------|-----------|--------------------|--------------------|--------------|
| Murder | 0 | 1 | 1 | 0 | 0 | 0 | 0 | 0 | 2 |
| Attempted Murder | 0 | 0 | 0 | 0 | 0 | 0 | 0 | 0 | 0 |
| Manslaughter | 0 | 0 | 0 | 0 | 0 | 0 | 0 | 0 | 0 |
| Rape | 0 | 0 | 0 | 0 | 0 | 0 | 0 | 0 | 0 |
| Attempted Rape | 0 | 0 | 0 | 0 | 0 | 0 | 0 | 0 | 0 |
| Unlawful Sex | 0 | 0 | 0 | 0 | 0 | 0 | 0 | 0 | 0 |
| Armed Robbery | 0 | 0 | 0 | 0 | 0 | 0 | 0 | 0 | 0 |
| Robbery | 0 | 0 | 0 | 0 | 0 | 0 | 0 | 0 | 0 |
| Attempted Robbery | 0 | 0 | 0 | 0 | 0 | 0 | 0 | 0 | 0 |
| Sub Total | 0 | 1 | 1 | 0 | 0 | 0 | 0 | 0 | 2 |
| Crimes Against the Property | A | C | EMR | NE | SW | WE | AB | BI | Total |
| Burglary | 0 | 0 | 0 | 0 | 0 | 0 | 0 | 0 | 0 |
| Housebreaking | 0 | 0 | 0 | 1 | 2 | 1 | 3 | 0 | 7 |
| Shopbreaking | 0 | 0 | 3 | 0 | 0 | 0 | 0 | 0 | 3 |
| Stealing | 0 | 8 | 1 | 2 | 3 | 0 | 6 | 2 | 22 |
| Stealing from Vehicle | 0 | 0 | 0 | 0 | 2 | 0 | 0 | 0 | 2 |
| Stolen Vehicle | 0 | 1 | 0 | 0 | 0 | 0 | 1 | 0 | 2 |
| Sub Total | 0 | 9 | 4 | 3 | 7 | 1 | 10 | 2 | 36 |
| TOTAL | 0 | 10 | 5 | 3 | 7 | 1 | 10 | 2 | 38 |

**National Reported Crimes
Grand Bahama & Northern Bahamas District (Abaco & Bimini)
Airport Division
September
2021 vs 2020**

| Crimes Against the Person | 2021 | 2020 | % CHANGE |
|------------------------------------|-------------|-------------|-----------------|
| Murder | 0 | 0 | 0 |
| Attempted Murder | 0 | 0 | 0 |
| Manslaughter | 0 | 0 | 0 |
| Rape | 0 | 0 | 0 |
| Attempted Rape | 0 | 0 | 0 |
| Unlawful Sexual Intercourse | 0 | 0 | 0 |
| Armed Robbery | 0 | 0 | 0 |
| Robbery | 0 | 0 | 0 |
| Attempted Robbery | 0 | 0 | 0 |
| Sub-Total | 0 | 0 | 0 |
| Crimes Against the Property | 2021 | 2020 | Total |
| Burglary | 0 | 0 | 0 |
| Housebreaking | 0 | 0 | 0 |
| Shopbreaking | 0 | 0 | 0 |
| Stealing | 0 | 0 | 0 |
| Stealing from Vehicle | 0 | 0 | 0 |
| Stolen Vehicle | 0 | 0 | 0 |
| Sub-Total | 0 | 1 | N/A |
| Total | 0 | 1 | N/A |

**National Reported Crimes
Grand Bahama & Northern Bahamas District (Abaco & Bimini)
Central Division
September
2021 vs 2020**

| Crimes Against the Person | 2021 | 2020 | % CHANGE |
|------------------------------------|-------------|-------------|-----------------|
| Murder | 1 | 0 | N/A |
| Attempted Murder | 0 | 0 | 0 |
| Manslaughter | 0 | 0 | 0 |
| Rape | 0 | 0 | 0 |
| Attempted Rape | 0 | 0 | 0 |
| Unlawful Sexual Intercourse | 0 | 2 | N/A |
| Armed Robbery | 0 | 0 | 0 |
| Robbery | 0 | 0 | 0 |
| Attempted Robbery | 0 | 0 | 0 |
| Sub-Total | 1 | 2 | -50 |
| Crimes Against the Property | 2021 | 2020 | Total |
| Burglary | 0 | 0 | 0 |
| Housebreaking | 0 | 0 | 0 |
| Shopbreaking | 0 | 2 | N/A |
| Stealing | 8 | 4 | 100 |
| Stealing from Vehicle | 0 | 2 | N/A |
| Stolen Vehicle | 1 | 0 | N/A |
| Sub-Total | 9 | 8 | 13 |
| Total | 10 | 10 | 0 |

**National Reported Crimes
Grand Bahama & Northern Bahamas District (Abaco & Bimini)
Eight Mile Rock Division
September
2021 vs 2020**

| Crimes Against the Person | 2021 | 2020 | % CHANGE |
|------------------------------------|-------------|-------------|-----------------|
| Murder | 1 | 0 | N/A |
| Attempted Murder | 0 | 0 | 0 |
| Manslaughter | 0 | 0 | 0 |
| Rape | 0 | 0 | 0 |
| Attempted Rape | 0 | 0 | 0 |
| Unlawful Sexual Intercourse | 0 | 0 | 0 |
| Armed Robbery | 0 | 0 | 0 |
| Robbery | 0 | 0 | 0 |
| Attempted Robbery | 0 | 0 | 0 |
| Sub-Total | 1 | 0 | N/A |
| Crimes Against the Property | 2021 | 2020 | % CHANGE |
| Burglary | 0 | 1 | N/A |
| Housebreaking | 0 | 1 | N/A |
| Shopbreaking | 3 | 0 | N/A |
| Stealing | 1 | 0 | N/A |
| Stealing from Vehicle | 0 | 0 | 0 |
| Stolen Vehicle | 0 | 0 | 0 |
| Sub-Total | 4 | 2 | 100 |
| Total | 5 | 2 | 150 |

**National Reported Crimes
Grand Bahama & Northern Bahamas District (Abaco & Bimini)
Northeastern Division
September
2021 vs 2020**

| Crimes Against the Person | 2021 | 2020 | % CHANGE |
|------------------------------------|-------------|-------------|-----------------|
| Murder | 0 | 0 | 0 |
| Attempted Murder | 0 | 0 | 0 |
| Manslaughter | 0 | 0 | 0 |
| Rape | 0 | 0 | 0 |
| Attempted Rape | 0 | 0 | 0 |
| Unlawful Sexual Intercourse | 0 | 0 | 0 |
| Armed Robbery | 0 | 0 | 0 |
| Robbery | 0 | 0 | 0 |
| Attempted Robbery | 0 | 0 | 0 |
| Sub-Total | 0 | 0 | 0 |
| Crimes Against the Property | 2021 | 2020 | % CHANGE |
| Burglary | 0 | 0 | 0 |
| Housebreaking | 1 | 0 | N/A |
| Shopbreaking | 0 | 1 | N/A |
| Stealing | 2 | 0 | N/A |
| Stealing from Vehicle | 0 | 0 | 0 |
| Stolen Vehicle | 0 | 0 | 0 |
| Sub-Total | 3 | 1 | 200 |
| Total | 3 | 1 | 200 |

**National Reported Crimes
Grand Bahama & Northern Bahamas District (Abaco & Bimini)
Southwestern Division
September
2021 vs 2020**

| Crimes Against the Person | 2021 | 2020 | % CHANGE |
|------------------------------------|-------------|-------------|-----------------|
| Murder | 0 | 0 | 0 |
| Attempted Murder | 0 | 0 | 0 |
| Manslaughter | 0 | 0 | 0 |
| Rape | 0 | 0 | 0 |
| Attempted Rape | 0 | 0 | 0 |
| Unlawful Sexual Intercourse | 0 | 0 | 0 |
| Armed Robbery | 0 | 1 | N/A |
| Robbery | 0 | 0 | 0 |
| Attempted Robbery | 0 | 0 | 0 |
| Sub-Total | 0 | 1 | N/A |
| Crimes Against the Property | 2021 | 2020 | Total |
| Burglary | 0 | 0 | 0 |
| Housebreaking | 2 | 2 | 0 |
| Shopbreaking | 0 | 0 | 0 |
| Stealing | 3 | 1 | 200 |
| Stealing from Vehicle | 2 | 0 | N/A |
| Stolen Vehicle | 0 | 1 | N/A |
| Sub-Total | 7 | 4 | 75 |
| Total | 7 | 5 | 40 |

**National Reported Crimes
Grand Bahama & Northern Bahamas District (Abaco & Bimini)
West End Division
September
2021 vs 2020**

| Crimes Against the Person | 2021 | 2020 | % CHANGE |
|------------------------------------|-------------|-------------|-----------------|
| Murder | 0 | 0 | 0 |
| Attempted Murder | 0 | 1 | N/A |
| Manslaughter | 0 | 0 | 0 |
| Rape | 0 | 0 | 0 |
| Attempted Rape | 0 | 0 | 0 |
| Unlawful Sexual Intercourse | 0 | 0 | 0 |
| Armed Robbery | 0 | 0 | 0 |
| Robbery | 0 | 0 | 0 |
| Attempted Robbery | 0 | 0 | 0 |
| Sub-Total | 0 | 1 | N/A |
| Crimes Against the Property | 2021 | 2020 | % CHANGE |
| Burglary | 0 | 0 | 0 |
| Housebreaking | 1 | 0 | N/A |
| Shopbreaking | 0 | 0 | 0 |
| Stealing | 0 | 0 | 0 |
| Stealing from Vehicle | 0 | 0 | 0 |
| Stolen Vehicle | 0 | 0 | 0 |
| Sub-Total | 1 | 0 | N/A |
| Total | 1 | 1 | 0 |

**National Reported Crimes
Grand Bahama & Northern Bahamas District (Abaco & Bimini)
Abaco Division
September
2021 vs 2020**

| Crimes Against the Person | 2021 | 2020 | % CHANGE |
|------------------------------------|-------------|-------------|-----------------|
| Murder | 0 | 0 | 0 |
| Attempted Murder | 0 | 0 | 0 |
| Manslaughter | 0 | 0 | 0 |
| Rape | 0 | 0 | 0 |
| Attempted Rape | 0 | 0 | 0 |
| Unlawful Sexual Intercourse | 0 | 0 | 0 |
| Armed Robbery | 0 | 2 | N/A |
| Robbery | 0 | 0 | 0 |
| Attempted Robbery | 0 | 0 | 0 |
| Sub-Total | 0 | 2 | N/A |
| Crimes Against the Property | 2021 | 2020 | % CHANGE |
| Burglary | 0 | 1 | N/A |
| Housebreaking | 3 | 11 | -73 |
| Shopbreaking | 0 | 2 | N/A |
| Stealing | 6 | 9 | -33 |
| Stealing from Vehicle | 0 | 1 | N/A |
| Stolen Vehicle | 1 | 2 | -50 |
| Sub-Total | 10 | 26 | -62 |
| Total | 10 | 28 | -64 |

**National Reported Crimes
Grand Bahama & Northern Bahamas District (Abaco & Bimini)
Bimini Division
September
2021 vs 2020**

| Crimes Against the Person | 2021 | 2020 | % CHANGE |
|------------------------------------|-------------|-------------|-----------------|
| Murder | 0 | 0 | 0 |
| Attempted Murder | 0 | 0 | 0 |
| Manslaughter | 0 | 0 | 0 |
| Rape | 0 | 0 | 0 |
| Attempted Rape | 0 | 0 | 0 |
| Unlawful Sexual Intercourse | 0 | 0 | 0 |
| Armed Robbery | 0 | 0 | 0 |
| Robbery | 0 | 0 | 0 |
| Attempted Robbery | 0 | 0 | 0 |
| Sub-Total | 0 | 0 | 0 |
| Crimes Against the Property | 2021 | 2020 | % CHANGE |
| Burglary | 0 | 0 | 0 |
| Housebreaking | 0 | 0 | 0 |
| Shopbreaking | 0 | 1 | N/A |
| Stealing | 2 | 0 | N/A |
| Stealing from Vehicle | 0 | 0 | 0 |
| Stolen Vehicle | 0 | 0 | 0 |
| Sub-Total | 2 | 1 | 100 |
| Total | 2 | 1 | 100 |

**National Reported Crimes
Family Islands District
(Central & Southern Bahamas)
September
2021 vs 2020**

| Crimes Against the Person | 2021 | 2020 | % CHANGE |
|------------------------------------|-------------|-------------|-----------------|
| Murder | 0 | 0 | 0 |
| Attempted Murder | 0 | 0 | 0 |
| Manslaughter | 0 | 0 | 0 |
| Rape | 1 | 0 | N/A |
| Attempted Rape | 0 | 0 | 0 |
| Unlawful Sexual Intercourse | 3 | 8 | -63 |
| Armed Robbery | 0 | 0 | 0 |
| Robbery | 0 | 0 | 0 |
| Attempted Robbery | 0 | 0 | 0 |
| Sub-Total | 4 | 8 | -50 |
| Crimes Against the Property | 2021 | 2020 | % CHANGE |
| Burglary | 0 | 0 | 0 |
| Housebreaking | 4 | 7 | -43 |
| Shopbreaking | 3 | 3 | 0 |
| Stealing | 8 | 9 | -11 |
| Stealing from Vehicle | 0 | 0 | 0 |
| Stolen Vehicle | 0 | 0 | 0 |
| Sub-Total | 15 | 19 | -21 |
| Total | 19 | 27 | -30 |

**National Reported Crimes
Family Islands District Breakdown
(Central & Southern Bahamas)
September
2021**

| Crimes Against Person | AC | AN | BE | CI | EL | EX | IN | LI | M | RC | SS | Total |
|--------------------------------|-----------|-----------|-----------|-----------|-----------|-----------|-----------|-----------|----------|-----------|-----------|--------------|
| Murder | 0 | 0 | 0 | 0 | 0 | 0 | 0 | 0 | 0 | 0 | 0 | 0 |
| Attempted Murder | 0 | 0 | 0 | 0 | 0 | 0 | 0 | 0 | 0 | 0 | 0 | 0 |
| Manslaughter | 0 | 0 | 0 | 0 | 0 | 0 | 0 | 0 | 0 | 0 | 0 | 0 |
| Rape | 0 | 0 | 0 | 0 | 0 | 1 | 0 | 0 | 0 | 0 | 0 | 1 |
| Attempted Rape | 0 | 0 | 0 | 0 | 0 | 0 | 0 | 0 | 0 | 0 | 0 | 0 |
| Unlawful Sex | 0 | 0 | 0 | 1 | 2 | 0 | 0 | 0 | 0 | 0 | 0 | 3 |
| Armed Robbery | 0 | 0 | 0 | 0 | 0 | 0 | 0 | 0 | 0 | 0 | 0 | 0 |
| Robbery | 0 | 0 | 0 | 0 | 0 | 0 | 0 | 0 | 0 | 0 | 0 | 0 |
| Attempted Robbery | 0 | 0 | 0 | 0 | 0 | 0 | 0 | 0 | 0 | 0 | 0 | 0 |
| Sub Total | 0 | 0 | 0 | 1 | 2 | 1 | 0 | 0 | 0 | 0 | 0 | 4 |
| Crimes Against Property | AC | AN | BE | CI | EL | EX | IN | LI | M | RC | SS | Total |
| Burglary | 0 | 0 | 0 | 0 | 0 | 0 | 0 | 0 | 0 | 0 | 0 | 0 |
| Housebreaking | 0 | 0 | 0 | 1 | 2 | 0 | 0 | 1 | 0 | 0 | 0 | 4 |
| Shopbreaking | 0 | 1 | 0 | 1 | 0 | 0 | 0 | 0 | 0 | 0 | 1 | 3 |
| Stealing | 0 | 2 | 0 | 1 | 3 | 2 | 0 | 0 | 0 | 0 | 0 | 8 |
| Stealing from Vehicle | 0 | 0 | 0 | 0 | 0 | 0 | 0 | 0 | 0 | 0 | 0 | 0 |
| Stolen Vehicle | 0 | 0 | 0 | 0 | 0 | 0 | 0 | 0 | 0 | 0 | 0 | 0 |
| Sub Total | 0 | 3 | 0 | 3 | 5 | 2 | 0 | 1 | 0 | 0 | 1 | 15 |
| TOTAL | 0 | 3 | 0 | 4 | 7 | 3 | 0 | 1 | 0 | 0 | 1 | 19 |

**National Reported Crimes
Family Islands District
Acklins Division
September
2021 vs 2020**

| Crimes Against the Person | 2021 | 2020 | % CHANGE |
|------------------------------------|-------------|-------------|-----------------|
| Murder | 0 | 0 | 0 |
| Attempted Murder | 0 | 0 | 0 |
| Manslaughter | 0 | 0 | 0 |
| Rape | 0 | 0 | 0 |
| Attempted Rape | 0 | 0 | 0 |
| Unlawful Sexual Intercourse | 0 | 0 | 0 |
| Armed Robbery | 0 | 0 | 0 |
| Robbery | 0 | 0 | 0 |
| Attempted Robbery | 0 | 0 | 0 |
| Sub-Total | 0 | 0 | 0 |
| Crimes Against the Property | 2021 | 2020 | Total |
| Burglary | 0 | 0 | 0 |
| Housebreaking | 0 | 0 | 0 |
| Shopbreaking | 0 | 0 | 0 |
| Stealing | 0 | 0 | 0 |
| Stealing from Vehicle | 0 | 0 | 0 |
| Stolen Vehicle | 0 | 0 | 0 |
| Sub-Total | 0 | 0 | 0 |
| Total | 0 | 0 | 0 |

**National Reported Crimes
Family Islands District
Andros Division
September
2021 vs 2020**

| Crimes Against the Person | 2021 | 2020 | % CHANGE |
|------------------------------------|-------------|-------------|-----------------|
| Murder | 0 | 0 | 0 |
| Attempted Murder | 0 | 0 | 0 |
| Manslaughter | 0 | 0 | 0 |
| Rape | 0 | 0 | 0 |
| Attempted Rape | 0 | 0 | 0 |
| Unlawful Sexual Intercourse | 0 | 0 | 0 |
| Armed Robbery | 0 | 0 | 0 |
| Robbery | 0 | 0 | 0 |
| Attempted Robbery | 0 | 0 | 0 |
| Sub-Total | 0 | 0 | 0 |
| Crimes Against the Property | 2021 | 2020 | Total |
| Burglary | 0 | 0 | 0 |
| Housebreaking | 0 | 1 | N/A |
| Shopbreaking | 1 | 1 | 0 |
| Stealing | 2 | 4 | -50 |
| Stealing from Vehicle | 0 | 0 | 0 |
| Stolen Vehicle | 0 | 0 | 0 |
| Sub-Total | 3 | 6 | -50 |
| Total | 3 | 6 | -50 |

**National Reported Crimes
Family Islands District
Berry Islands Division
September
2021 vs 2020**

| Crimes Against the Person | 2021 | 2020 | % CHANGE |
|------------------------------------|-------------|-------------|-----------------|
| Murder | 0 | 0 | 0 |
| Attempted Murder | 0 | 0 | 0 |
| Manslaughter | 0 | 0 | 0 |
| Rape | 0 | 0 | 0 |
| Attempted Rape | 0 | 0 | 0 |
| Unlawful Sexual Intercourse | 0 | 0 | 0 |
| Armed Robbery | 0 | 0 | 0 |
| Robbery | 0 | 0 | 0 |
| Attempted Robbery | 0 | 0 | 0 |
| Sub-Total | 0 | 0 | 0 |
| Crimes Against the Property | 2021 | 2020 | Total |
| Burglary | 0 | 0 | 0 |
| Housebreaking | 0 | 1 | N/A |
| Shopbreaking | 0 | 0 | 0 |
| Stealing | 0 | 0 | 0 |
| Stealing from Vehicle | 0 | 0 | 0 |
| Stolen Vehicle | 0 | 0 | 0 |
| Sub-Total | 0 | 1 | N/A |
| Total | 0 | 1 | N/A |

**National Reported Crimes
Family Islands District
Cat Island Division
September
2021 vs 2020**

| Crimes Against the Person | 2021 | 2020 | % CHANGE |
|------------------------------------|-------------|-------------|-----------------|
| Murder | 0 | 0 | 0 |
| Attempted Murder | 0 | 0 | 0 |
| Manslaughter | 0 | 0 | 0 |
| Rape | 0 | 0 | 0 |
| Attempted Rape | 0 | 0 | 0 |
| Unlawful Sexual Intercourse | 1 | 2 | -50 |
| Armed Robbery | 0 | 0 | 0 |
| Robbery | 0 | 0 | 0 |
| Attempted Robbery | 0 | 0 | 0 |
| Sub-Total | 1 | 2 | -50 |
| Crimes Against the Property | 2021 | 2020 | % CHANGE |
| Burglary | 0 | 0 | 0 |
| Housebreaking | 1 | 1 | 0 |
| Shopbreaking | 1 | 0 | N/A |
| Stealing | 1 | 0 | N/A |
| Stealing from Vehicle | 0 | 0 | 0 |
| Stolen Vehicle | 0 | 0 | 0 |
| Sub-Total | 3 | 1 | 200 |
| Total | 4 | 3 | 33 |

**National Reported Crimes
Family Islands District
Eleuthera Division
September
2021 vs 2020**

| Crimes Against the Person | 2021 | 2020 | % CHANGE |
|------------------------------------|-------------|-------------|-----------------|
| Murder | 0 | 0 | 0 |
| Attempted Murder | 0 | 0 | 0 |
| Manslaughter | 0 | 0 | 0 |
| Rape | 0 | 0 | 0 |
| Attempted Rape | 0 | 0 | 0 |
| Unlawful Sexual Intercourse | 2 | 1 | 100 |
| Armed Robbery | 0 | 0 | 0 |
| Robbery | 0 | 0 | 0 |
| Attempted Robbery | 0 | 0 | 0 |
| Sub-Total | 2 | 1 | 100 |
| Crimes Against the Property | 2021 | 2020 | % CHANGE |
| Burglary | 0 | 0 | 0 |
| Housebreaking | 2 | 1 | 100 |
| Shopbreaking | 0 | 1 | N/A |
| Stealing | 3 | 2 | 50 |
| Stealing from Vehicle | 0 | 0 | 0 |
| Stolen Vehicle | 0 | 0 | 0 |
| Sub-Total | 5 | 4 | 25 |
| Total | 7 | 5 | 40 |

**National Reported Crimes
Family Islands District
Exuma Division
September
2021 vs 2020**

| Crimes Against the Person | 2021 | 2020 | % CHANGE |
|------------------------------------|-------------|-------------|-----------------|
| Murder | 0 | 0 | 0 |
| Attempted Murder | 0 | 0 | 0 |
| Manslaughter | 0 | 0 | 0 |
| Rape | 1 | 0 | N/A |
| Attempted Rape | 0 | 0 | 0 |
| Unlawful Sexual Intercourse | 0 | 1 | N/A |
| Armed Robbery | 0 | 0 | 0 |
| Robbery | 0 | 0 | 0 |
| Attempted Robbery | 0 | 0 | 0 |
| Sub-Total | 1 | 1 | 0 |
| Crimes Against the Property | 2021 | 2020 | % CHANGE |
| Burglary | 0 | 0 | 0 |
| Housebreaking | 0 | 3 | N/A |
| Shopbreaking | 0 | 1 | N/A |
| Stealing | 2 | 1 | 100 |
| Stealing from Vehicle | 0 | 0 | 0 |
| Stolen Vehicle | 0 | 0 | 0 |
| Sub-Total | 2 | 5 | -60 |
| Total | 3 | 6 | -50 |

**National Reported Crimes
Family Islands District
Inagua Division
September
2021 vs 2020**

| Crimes Against the Person | 2021 | 2020 | % CHANGE |
|------------------------------------|-------------|-------------|-----------------|
| Murder | 0 | 0 | 0 |
| Attempted Murder | 0 | 0 | 0 |
| Manslaughter | 0 | 0 | 0 |
| Rape | 0 | 0 | 0 |
| Attempted Rape | 0 | 0 | 0 |
| Unlawful Sexual Intercourse | 0 | 0 | 0 |
| Armed Robbery | 0 | 0 | 0 |
| Robbery | 0 | 0 | 0 |
| Attempted Robbery | 0 | 0 | 0 |
| Sub-Total | 0 | 0 | 0 |
| Crimes Against the Property | 2021 | 2020 | Total |
| Burglary | 0 | 0 | 0 |
| Housebreaking | 0 | 0 | 0 |
| Shopbreaking | 0 | 0 | 0 |
| Stealing | 0 | 1 | N/A |
| Stealing from Vehicle | 0 | 0 | 0 |
| Stolen Vehicle | 0 | 0 | 0 |
| Sub-Total | 0 | 1 | N/A |
| Total | 0 | 1 | N/A |

**National Reported Crimes
Family Islands District
Long Island Division
September
2021 vs 2020**

| Crimes Against the Person | 2021 | 2020 | % CHANGE |
|------------------------------------|-------------|-------------|-----------------|
| Murder | 0 | 0 | 0 |
| Attempted Murder | 0 | 0 | 0 |
| Manslaughter | 0 | 0 | 0 |
| Rape | 0 | 0 | 0 |
| Attempted Rape | 0 | 0 | 0 |
| Unlawful Sexual Intercourse | 0 | 4 | N/A |
| Armed Robbery | 0 | 0 | 0 |
| Robbery | 0 | 0 | 0 |
| Attempted Robbery | 0 | 0 | 0 |
| Sub-Total | 0 | 4 | N/A |
| Crimes Against the Property | 2021 | 2020 | % CHANGE |
| Burglary | 0 | 0 | 0 |
| Housebreaking | 1 | 0 | N/A |
| Shopbreaking | 0 | 0 | 0 |
| Stealing | 0 | 1 | N/A |
| Stealing from Vehicle | 0 | 0 | 0 |
| Stolen Vehicle | 0 | 0 | 0 |
| Sub-Total | 1 | 1 | 0 |
| Total | 1 | 5 | -80 |

**National Reported Crimes
Family Islands District
Mayaguana Division
September
2021 vs 2020**

| Crimes Against the Person | 2021 | 2020 | % CHANGE |
|------------------------------------|-------------|-------------|-----------------|
| Murder | 0 | 0 | 0 |
| Attempted Murder | 0 | 0 | 0 |
| Manslaughter | 0 | 0 | 0 |
| Rape | 0 | 0 | 0 |
| Attempted Rape | 0 | 0 | 0 |
| Unlawful Sexual Intercourse | 0 | 0 | 0 |
| Armed Robbery | 0 | 0 | 0 |
| Robbery | 0 | 0 | 0 |
| Attempted Robbery | 0 | 0 | 0 |
| Sub-Total | 0 | 0 | 0 |
| Crimes Against the Property | 2021 | 2020 | Total |
| Burglary | 0 | 0 | 0 |
| Housebreaking | 0 | 0 | 0 |
| Shopbreaking | 0 | 0 | 0 |
| Stealing | 0 | 0 | 0 |
| Stealing from Vehicle | 0 | 0 | 0 |
| Stolen Vehicle | 0 | 0 | 0 |
| Sub-Total | 0 | 0 | 0 |
| Total | 0 | 0 | 0 |

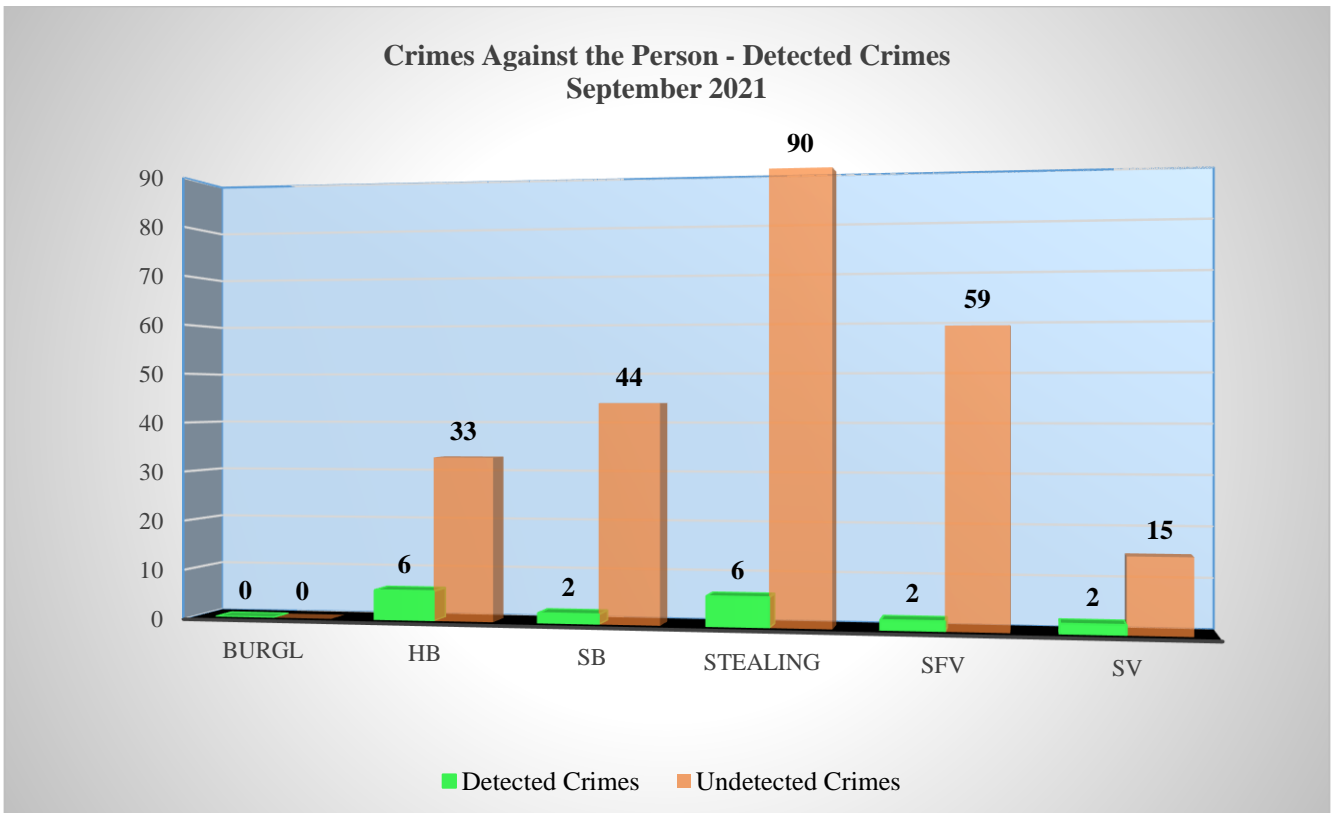
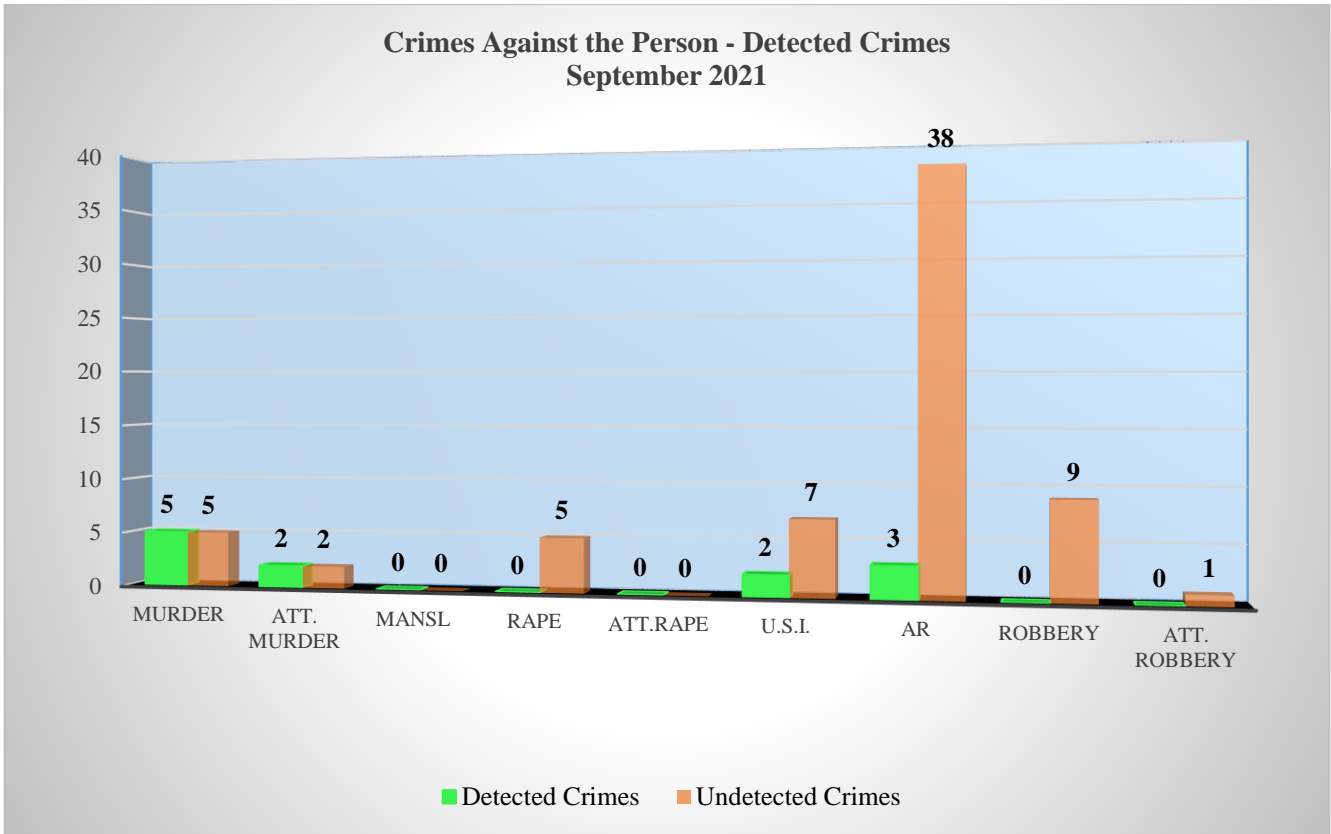
**National Reported Crimes
Family Islands District
San Salvador Division
September
2021 vs 2020**

| Crimes Against the Person | 2021 | 2020 | % CHANGE |
|------------------------------------|-------------|-------------|-----------------|
| Murder | 0 | 0 | 0 |
| Attempted Murder | 0 | 0 | 0 |
| Manslaughter | 0 | 0 | 0 |
| Rape | 0 | 0 | 0 |
| Attempted Rape | 0 | 0 | 0 |
| Unlawful Sexual Intercourse | 0 | 0 | 0 |
| Armed Robbery | 0 | 0 | 0 |
| Robbery | 0 | 0 | 0 |
| Attempted Robbery | 0 | 0 | 0 |
| Sub-Total | 0 | 0 | 0 |
| Crimes Against the Property | 2021 | 2020 | Total |
| Burglary | 0 | 0 | 0 |
| Housebreaking | 0 | 0 | 0 |
| Shopbreaking | 1 | 0 | N/A |
| Stealing | 0 | 0 | 0 |
| Stealing from Vehicle | 0 | 0 | 0 |
| Stolen Vehicle | 0 | 0 | 0 |
| Sub-Total | 1 | 0 | N/A |
| Total | 1 | 0 | N/A |

Detection Rates - All Bahamas
September
2021 vs 2020

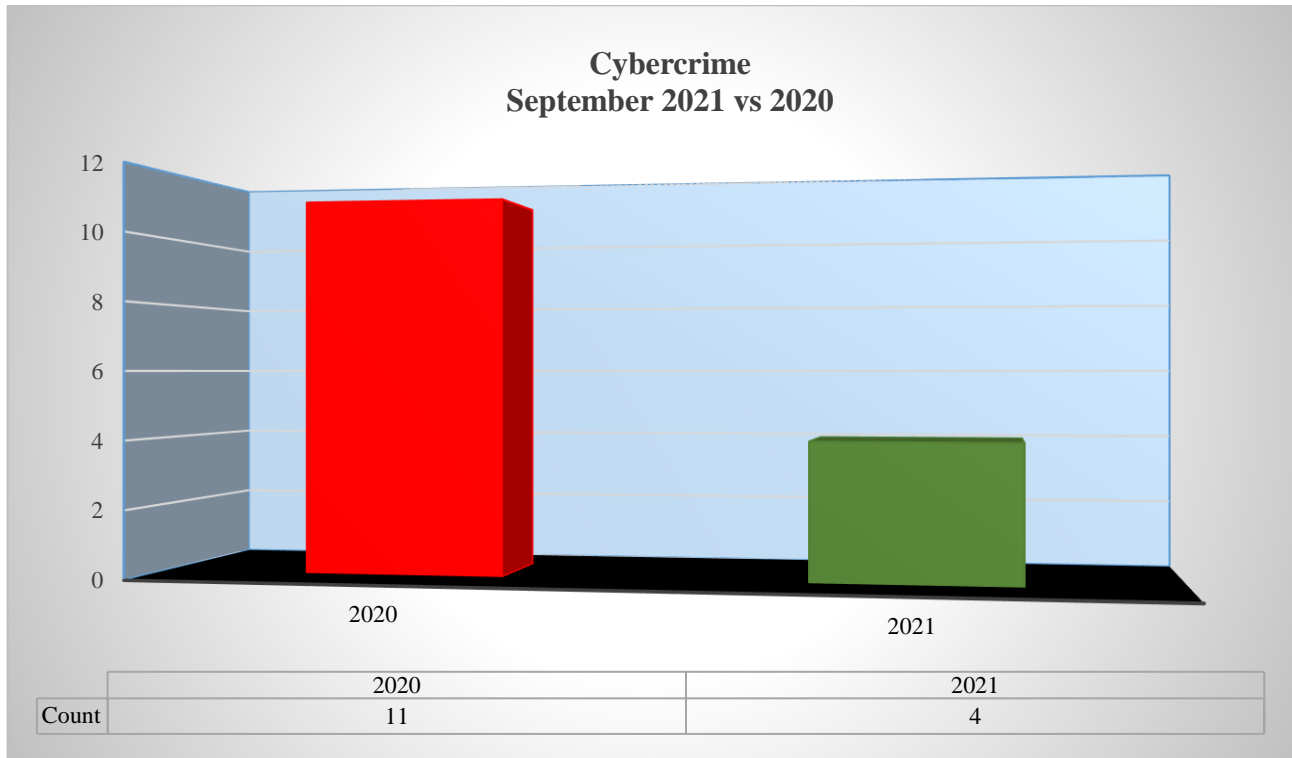
| Crimes Against Persons | 2021 | | | 2020 | | |
|-----------------------------|-----------------|-----------------|--------------------|-----------------|-----------------|--------------------|
| | Recorded Crimes | Detected Crimes | Detection Rate (%) | Recorded Crimes | Detected Crimes | Detection Rate (%) |
| Murder | 10 | 5 | 50 | 9 | 7 | 78 |
| Attempted Murder | 4 | 2 | 50 | 6 | 2 | 33 |
| Manslaughter | 0 | 0 | 0 | 0 | 0 | 0 |
| Rape | 5 | 0 | 0 | 2 | 2 | 100 |
| Attempted Rape | 0 | 0 | 0 | 0 | 0 | 0 |
| Unlawful Sexual Intercourse | 9 | 2 | 22 | 23 | 6 | 26 |
| Armed Robbery | 41 | 3 | 7 | 28 | 8 | 29 |
| Robbery | 9 | 0 | 0 | 9 | 2 | 22 |
| Attempted Robbery | 1 | 0 | 0 | 0 | 0 | 0 |
| Sub Total | 79 | 12 | 15 | 77 | 27 | 35 |
| Crimes Against Property | Recorded Crimes | Detected Crimes | Detection Rate (%) | Recorded Crimes | Detected Crimes | Detection Rate (%) |
| Burglary | 0 | 0 | 0 | 7 | 1 | 14 |
| Housebreaking | 39 | 6 | 15 | 55 | 2 | 4 |
| Shopbreaking | 46 | 2 | 4 | 38 | 8 | 21 |
| Stealing | 96 | 6 | 6 | 107 | 5 | 5 |
| Stealing From Vehicle | 61 | 2 | 3 | 58 | 4 | 7 |
| Stolen Vehicle | 17 | 2 | 12 | 31 | 6 | 19 |
| Sub Total | 259 | 18 | 7 | 296 | 26 | 9 |
| TOTAL | 338 | 30 | 9 | 373 | 53 | 14 |

**Detection Rates - All Bahamas
September 2021**



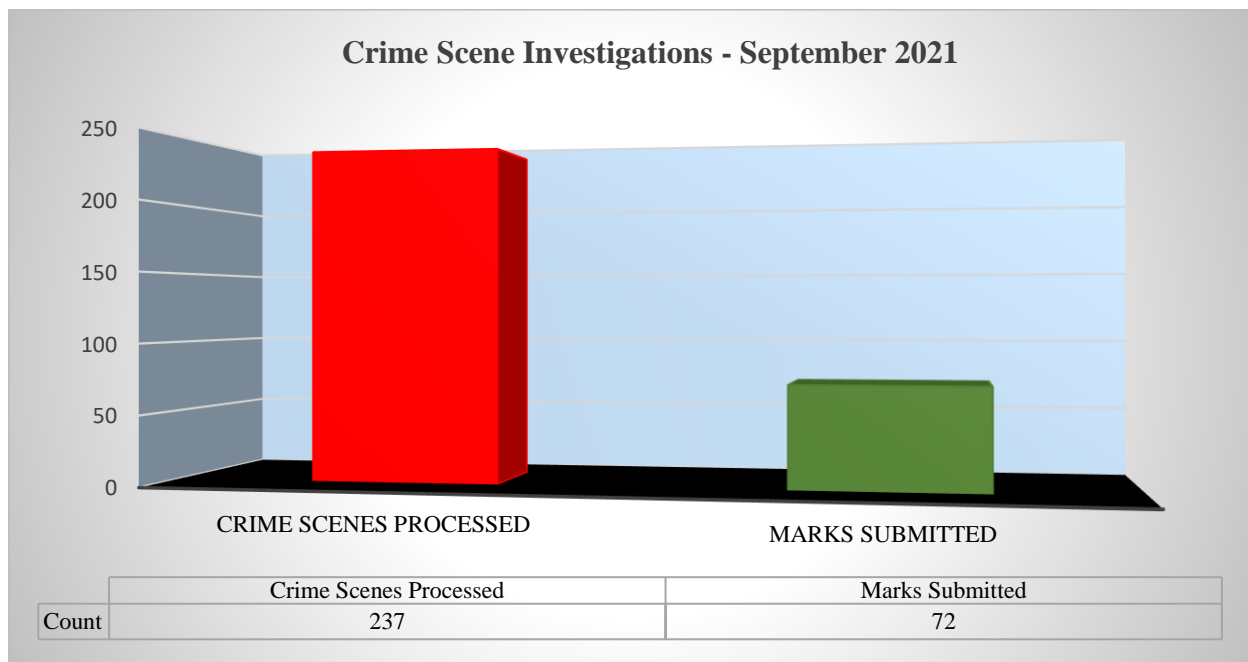
Cybercrime

For the month of September 2021, reports of cybercrime decreased by 64%, with 4 incidents compared to 11 in 2020. These cases include libel, hacking, extortion, computer misuse, threats and so on.



Crime Scene Investigation

For the month in review, there were 237 crime scenes processed and 72 latent print marks were submitted for evidence.



**Illegal Firearm Discovery and Seizure Demographics
September 2021**

| Illegal Firearm Discovery/Seizure - Firearm Type | | | | |
|---|-----------------|--------------|----------------|--------------|
| Pistol | Revolver | Rifle | Shotgun | Total |
| 25 | 2 | 1 | 0 | 28 |

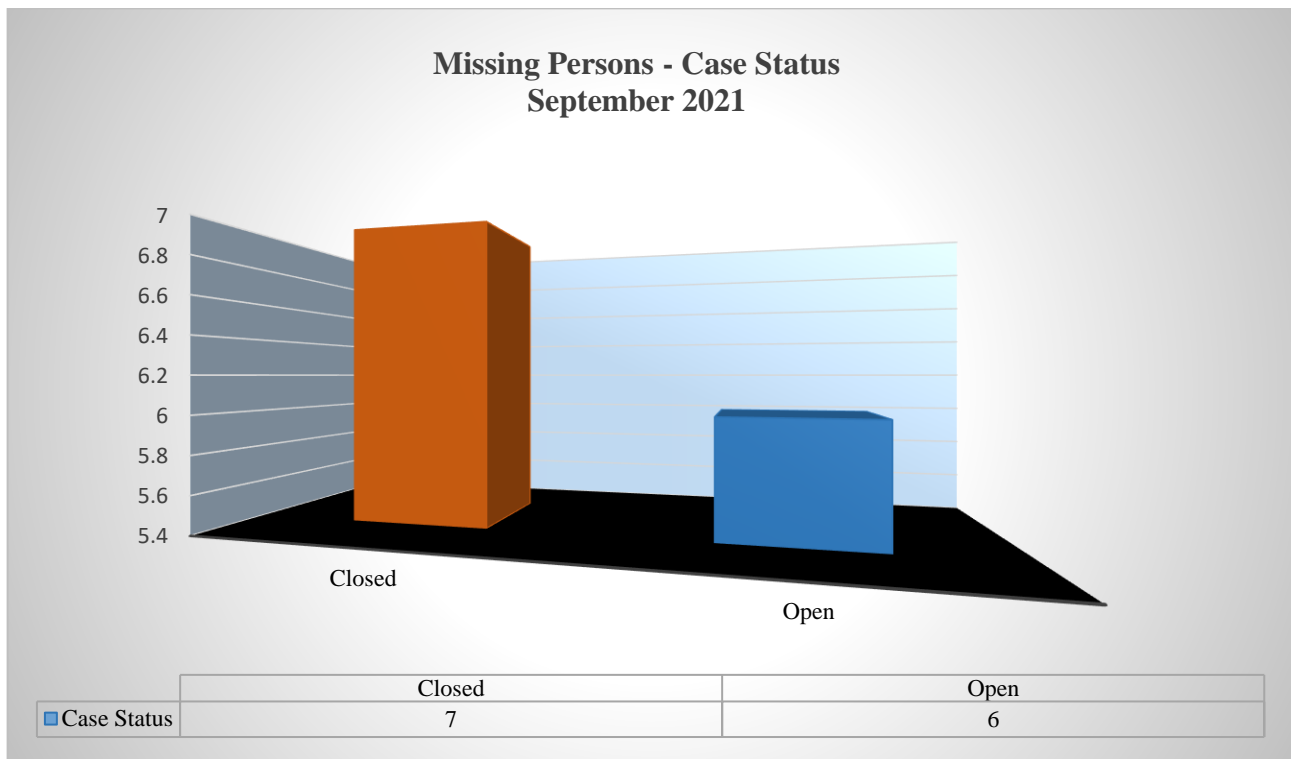
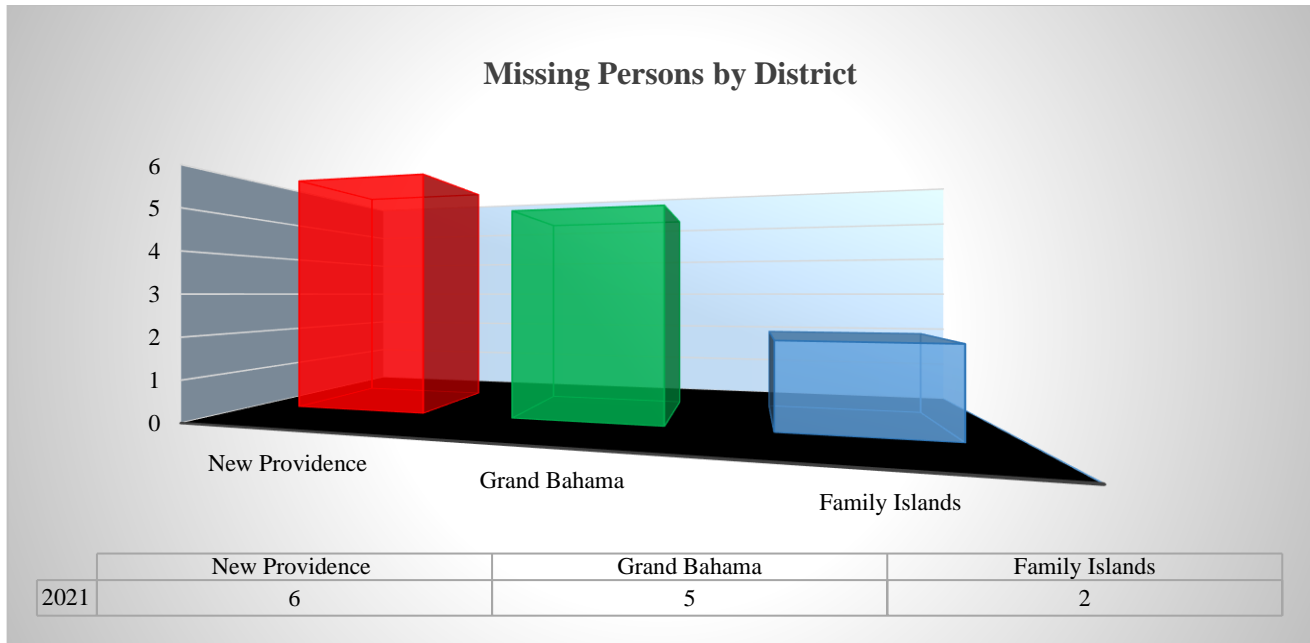
| Firearm Discovery/Seizure By Division | |
|--|----------------|
| Unit | Firearm |
| Airport | 0 |
| Cable Beach | 0 |
| Central | 1 |
| Eastern | 1 |
| Fox Hill | 2 |
| Northeastern | 2 |
| Northwestern | 1 |
| Paradise Island | 0 |
| South Central | 4 |
| Southeastern | 9 |
| Southern | 3 |
| Southwestern | 4 |
| Western | 0 |
| Central -GB | 0 |
| EMR -GB | 0 |
| Northeastern -GB | 0 |
| Southwestern -GB | 0 |
| West End -GB | 0 |
| Abaco - GB | 1 |
| Bimini | 0 |
| Eleuthera | 0 |
| Exuma | 0 |
| Total | 28 |

Dangerous Drugs Discovery, Seizures and Arrests – September 2021

| SEPTEMBER 2021 | TYPE OF DRUGS | | GRAND TOTAL | |
|----------------|-----------------------------|------------------------|----------------------|---------------------------|
| | COCAINE | | 15.63lbs | |
| | HYDROPONIC MA | | 0.06lbs | |
| | MARIJUANA | | 3,301.69lbs | |
| | MARIJUANA PLANTS | | 42 plants | |
| | MARIJUANA CEREAL BARS | | Nil | |
| | MARIJUANA BUTTER | | Nil | |
| | MARIJUANA CIGARETTE | | Nil | |
| | MARIJUANA BOMB PAIN FREEZE | | Nil | |
| | MARIJUANA GUMMIES | | 1 pack | |
| | MARIJUANA BLACK FLAM SPLIFF | | Nil | |
| | MARIJUANA OIL | | 1 cartridge | |
| | AMPHETAMINE POWDER | | Nil | |
| | AMPHETAMINE TABLETS | | 60 tablets | |
| | TOTAL CASES | | 83 | |
| | CASES PROSECUTED | | 64 | |
| | PERSONS ARRESTED | | 112 | |
| | PERSONS CHARGED | | 83 | |
| | PERSON ARRESTED | AMOUNT ARRESTED | AMOUNT CHARGE | AMOUNT NOT CHARGED |
| | ADULT | 105 | 81 | 24 |
| JUVENILE | 7 | 2 | 5 | |
| Total | 112 | 83 | 29 | |

Missing Persons

The Royal Bahamas Police Force investigated 13 reported incidents of missing persons throughout the Commonwealth of the Bahamas for September 2021. A total of 7 cases have been solved and the missing individuals were found. Six cases remain open under investigation.



**Emergency Powers Order
COVID-19 Breaches by District
September 2021**

| Emergency Powers Order (Offences) | New Providence | Grand Bahama | Family Islands | Total |
|---|-----------------------|-------------------------|---------------------------|--------------|
| Attending social gathering | 0 | 0 | 0 | 0 |
| Other Breach | 26 | 33 | 9 | 68 |
| Curfew Breach | 34 | 62 | 17 | 113 |
| Fail to enforce social distancing | 0 | 0 | 0 | 0 |
| Fail to implement sanitizing requirements | 0 | 0 | 0 | 0 |
| Failure to carry government ID | 0 | 8 | 0 | 8 |
| Failure to social distance | 0 | 0 | 0 | 0 |
| Failure to utilize curbside business | 0 | 0 | 0 | 0 |
| Failure to wear face mask | 2 | 6 | 2 | 10 |
| Hosting social gathering | 1 | 0 | 0 | 1 |
| Operating prohibited business | 1 | 0 | 0 | 1 |
| Permit person on premises w/o mask | 0 | 0 | 0 | 0 |
| Permit person to inside dining | 0 | 0 | 0 | 0 |
| Sub Total | 64 | 109 | 28 | 201 |

Other Police Activities
All Bahamas
September
2021 vs 2020

| Other Activities | 2021 | 2020 | % Change |
|------------------------------------|-------|-------|------------|
| Police Field Check Patrols | 1,807 | 1,502 | -20 |
| Assistance Requested | 362 | 492 | -26 |
| Persons Searched | 4 | 3 | 33 |
| Electronic Monitoring Breach | 29 | 17 | 71 |
| Breach of Bail – Witness Tampering | 0 | 0 | 0 |
| Breach of Bail – Fail to sign in | 2 | 1 | 100 |
| Police Stop and Search | 109 | 26 | 319 |
| Alarm Activation | 59 | 72 | 18 |
| Fire Alarms | 7 | 9 | -22 |
| Road Checks | 54 | 128 | -58 |
| Warrants Executed | 3 | 4 | -25 |

| Other Community Activities | 2021 | 2020 | % Change |
|--------------------------------|-------|-------|------------|
| Police Escorts | 186 | 124 | 50 |
| Police Visits | 1,296 | 1,129 | 15 |
| School Visits | 48 | 54 | -11 |
| Community Policing Initiatives | 133 | 30 | 343 |
| COVID 19 Assistance | 7 | 13 | -46 |

**Complaints Against Police Officers
September 2021**

| Complaints Against Police Officers | |
|---|--------------|
| Case Type | Total |
| Civilians | 19 |
| Police | 9 |
| Corruption | 1 |
| Total | 29 |

| Case Status - Civilian Matters | | | | | | | |
|---------------------------------------|----------------------------|------------------|------------------|--|---------------------|----------------------|--------------|
| Under Investigation | Complaint Withdrawn | Unfounded | Subjudice | Civil Action Advised/ Warning | Compensation | Pending Trial | Total |
| 18 | 0 | 0 | 0 | 0 | 0 | 1 | 19 |

| Case Status – Internal Matters | | | | | | | |
|---------------------------------------|----------------------------------|--|--------------------|-------------------|--|----------------------------|--------------|
| Under Investigation | Discharge / Acquittal | Withdrawn / No Further Action | Resignation | Conviction | Unfounded/ Unsubstantiated/ Insufficient Evidence | Before Tribunal | Total |
| 8 | 0 | 0 | 0 | 0 | 0 | 1 | 9 |

| Case Status - Corruption Matter | | | | |
|--|--------------------------------|--|----------------------------|--------------|
| Under Investigation | Complaint Withdrawn | Unfounded/ Unsubstantiated/ Insufficient Evidence | Before Tribunal | Total |
| 1 | 0 | 0 | 0 | 1 |

**Fire Calls – All Bahamas
September 2021 vs 2020**

| Fire Calls – All Bahamas | | | |
|---------------------------------|-----------------------|---------------------|-----------------|
| Type of Call | 2021 | 2020 | % Change |
| Building | 17 | 18 | -6 |
| Vehicles | 17 | 24 | -29 |
| Bush | 8 | 12 | -33 |
| Special Service | 3 | 4 | -25 |
| False Alarms | 16 | 17 | -6 |
| Boat | 2 | 2 | 0 |
| Bomb Threat | 0 | 0 | 0 |
| Electrical | 10 | 6 | 67 |
| Rubbish | 6 | 28 | -79 |
| Miscellaneous | 3 | 2 | 50 |
| Total Calls | 82 | 113 | -27 |
| Total Estimated Damages | \$1,026,750.00 | \$358,904.00 | 186 |

| Fire Calls - Breakdown | | | |
|------------------------------------|-------------------|----------------|-----------------|
| Category | 2021 | 2020 | % Change |
| Death by Fire | 0 | 0 | 0 |
| Fire Injuries | 7 | 0 | 100 |
| Investigated Fires | 20 | 12 | 67 |
| Arson Matters | 5 | 13 | -62 |
| Extrication | 0 | 1 | -100 |
| Family Island Fires | 3 | 5 | -40 |
| Family Island Deaths | 0 | 0 | 0 |
| Family Island Injuries | 0 | 0 | 0 |
| Major Fires | 0 | 0 | 0 |
| Accidental Fires | 2 | 3 | -33 |
| Insured Estimated Damages | 358,550.50 | 229,500 | 56 |
| Uninsured Estimated Damages | 668,200.00 | 129,404 | 416 |

Miscellaneous Incidents
All Bahamas
September
2021 vs 2020

| Miscellaneous Incidents – All Bahamas | | | |
|--|--------------|---------------|-----------------|
| Category | 2021 | 2020 | % CHANGE |
| Alarm Activation | 59 | 470 | -87 |
| Assault | 113 | 1,150 | -90 |
| Assault Police Officer | 6 | 74 | -92 |
| Attempted Breaking | 6 | 89 | -93 |
| Attempted Stealing | 3 | 55 | -95 |
| Bomb Threat | 0 | 3 | -100 |
| Causing Damage | 116 | 1,082 | -89 |
| Causing Harm | 78 | 698 | -89 |
| Child Abuse | 6 | 22 | -73 |
| Child Neglect | 3 | 12 | -75 |
| Disturbance | 89 | 1,111 | -92 |
| Gunshot Reports | 102 | 709 | -86 |
| Lost Passport | 72 | 712 | -90 |
| Loud Music | 3 | 43 | -93 |
| Stealing from Vehicle (Minor) | 67 | 530 | -87 |
| Stealing (Minor) | 110 | 868 | -87 |
| Sudden Death (Natural Causes) | 179 | 909 | -80 |
| Threats of Death | 81 | 833 | -90 |
| Threats of Harm | 49 | 600 | -92 |
| Wounding | 9 | 87 | -90 |
| TOTAL | 1,151 | 10,057 | -89 |

Miscellaneous Incidents – Divisional Breakdown
All Bahamas
September 2021

| Category | A | CB | C | E | FH | NE | NW | PI | SC | SE | S | SW | W | GB | FI | Total |
|-------------------------------|----------|-----------|-----------|-----------|-----------|------------|-----------|-----------|-----------|------------|-----------|------------|-----------|------------|------------|--------------|
| Alarm Activation | 0 | 4 | 0 | 1 | 1 | 2 | 2 | 8 | 0 | 0 | 0 | 0 | 0 | 2 | 39 | 59 |
| Assault | 1 | 2 | 8 | 4 | 5 | 7 | 6 | 2 | 15 | 4 | 14 | 14 | 4 | 16 | 11 | 113 |
| Assault Police Officer | 0 | 0 | 1 | 0 | 0 | 1 | 0 | 0 | 0 | 0 | 1 | 0 | 0 | 0 | 3 | 6 |
| Attempted Breaking | 0 | 1 | 0 | 1 | 0 | 0 | 0 | 0 | 1 | 0 | 1 | 2 | 0 | 0 | 0 | 6 |
| Attempted Stealing | 0 | 0 | 0 | 1 | 1 | 0 | 0 | 0 | 0 | 1 | 0 | 0 | 0 | 0 | 0 | 3 |
| Bomb Threat | 0 | 0 | 0 | 0 | 0 | 0 | 0 | 0 | 0 | 0 | 0 | 0 | 0 | 0 | 0 | 0 |
| Causing Damage | 1 | 4 | 4 | 8 | 3 | 11 | 6 | 1 | 12 | 9 | 5 | 19 | 7 | 8 | 18 | 116 |
| Causing Harm | 0 | 0 | 1 | 4 | 4 | 4 | 2 | 0 | 9 | 10 | 9 | 6 | 0 | 13 | 16 | 78 |
| Child Abuse | 0 | 0 | 0 | 0 | 0 | 0 | 0 | 0 | 0 | 3 | 1 | 2 | 0 | 0 | 0 | 6 |
| Child Neglect | 0 | 1 | 0 | 0 | 0 | 1 | 0 | 0 | 0 | 0 | 1 | 0 | 0 | 0 | 0 | 3 |
| Disturbance | 1 | 1 | 1 | 3 | 0 | 5 | 0 | 1 | 2 | 2 | 4 | 4 | 0 | 15 | 50 | 89 |
| Gunshots Report | 0 | 0 | 3 | 8 | 0 | 32 | 14 | 0 | 5 | 1 | 23 | 13 | 0 | 1 | 2 | 102 |
| Lost Passport | 1 | 1 | 2 | 10 | 3 | 3 | 0 | 0 | 6 | 6 | 8 | 6 | 0 | 7 | 19 | 72 |
| Loud Music | 0 | 0 | 0 | 0 | 0 | 0 | 0 | 0 | 0 | 0 | 0 | 0 | 0 | 0 | 3 | 3 |
| Stealing from Vehicle (Minor) | 1 | 3 | 3 | 4 | 2 | 14 | 5 | 0 | 1 | 9 | 7 | 12 | 4 | 0 | 2 | 67 |
| Stealing (Minor) | 3 | 3 | 4 | 10 | 3 | 8 | 8 | 2 | 11 | 20 | 5 | 11 | 1 | 10 | 11 | 110 |
| Sudden Death (Natural Causes) | 0 | 3 | 11 | 10 | 0 | 18 | 3 | 0 | 14 | 37 | 8 | 28 | 6 | 20 | 21 | 179 |
| Threats of Death | 0 | 0 | 4 | 9 | 4 | 9 | 5 | 0 | 3 | 9 | 7 | 13 | 2 | 10 | 6 | 81 |
| Threats of Harm | 1 | 1 | 6 | 6 | 2 | 5 | 1 | 2 | 2 | 1 | 1 | 2 | 1 | 7 | 11 | 49 |
| Wounding | 0 | 0 | 0 | 1 | 0 | 1 | 0 | 0 | 2 | 4 | 0 | 1 | 0 | 0 | 0 | 9 |
| Total | 9 | 24 | 48 | 80 | 28 | 121 | 52 | 16 | 83 | 116 | 95 | 133 | 25 | 109 | 212 | 1,151 |

Domestic Related Cases
All Bahamas
September
2021 vs 2020

| Domestic Related Cases | 2021 | 2020 | % CHANGE |
|-------------------------------|-------------|-------------|-----------------|
| Murder | 0 | 0 | 0 |
| Attempted Murder | 5 | 0 | 100 |
| Assault | 46 | 50 | -8 |
| Assault with a deadly weapon | 7 | 15 | -53 |
| Assistance Requested | 41 | 52 | -21 |
| Causing Damage | 18 | 18 | 0 |
| Causing Harm | 32 | 21 | 52 |
| Disturbance | 13 | 21 | -38 |
| Domestic Reports (General) | 46 | 25 | 84 |
| Fighting | 1 | 0 | 100 |
| Grievous Harm | 2 | 1 | 100 |
| Harassment | 2 | 4 | -50 |
| Shooting | 0 | 0 | 0 |
| Stabbing | 2 | 2 | 0 |
| Threat of Arson | 0 | 3 | -100 |
| Threat of Harm | 8 | 16 | -50 |
| Threat of Death | 25 | 22 | 14 |
| Trespassing | 0 | 1 | -100 |
| Wounding | 1 | 2 | -50 |
| TOTAL | 249 | 253 | -2 |

**Domestic Related Cases
Divisional Breakdown
September
2021 vs 2020**

| Domestic Related Cases | A | CB | C | E | FH | NE | NW | PI | SC | SE | S | SW | W | GB | FI | Total |
|------------------------------|----------|----------|----------|-----------|----------|----------|----------|----------|-----------|-----------|-----------|-----------|----------|-----------|-----------|------------|
| Murder | 0 | 0 | 0 | 0 | 1 | 0 | 0 | 0 | 0 | 0 | 0 | 0 | 0 | 0 | 0 | 1 |
| Attempted Murder | 0 | 0 | 0 | 4 | 0 | 3 | 1 | 1 | 8 | 2 | 4 | 4 | 1 | 6 | 5 | 39 |
| Assault | 0 | 0 | 0 | 1 | 2 | 0 | 0 | 0 | 0 | 2 | 0 | 1 | 0 | 0 | 1 | 7 |
| Assault with a deadly weapon | 0 | 0 | 0 | 1 | 3 | 2 | 1 | 0 | 2 | 7 | 3 | 1 | 0 | 12 | 8 | 40 |
| Assistance Requested | 0 | 1 | 0 | 1 | 1 | 0 | 1 | 0 | 1 | 2 | 1 | 3 | 0 | 4 | 0 | 15 |
| Causing Damage | 0 | 0 | 1 | 2 | 0 | 0 | 1 | 0 | 6 | 4 | 3 | 0 | 0 | 6 | 4 | 27 |
| Causing Harm | 0 | 0 | 0 | 0 | 0 | 1 | 0 | 0 | 0 | 0 | 0 | 0 | 0 | 5 | 6 | 12 |
| Disturbance | 0 | 2 | 0 | 2 | 1 | 0 | 1 | 1 | 0 | 5 | 1 | 0 | 0 | 17 | 8 | 38 |
| Domestic Reports | 0 | 0 | 0 | 0 | 0 | 0 | 0 | 0 | 0 | 0 | 0 | 1 | 0 | 0 | 0 | 1 |
| Fighting | 0 | 0 | 0 | 0 | 0 | 0 | 0 | 0 | 0 | 0 | 0 | 1 | 0 | 0 | 0 | 1 |
| Grievous Harm | 0 | 0 | 0 | 0 | 0 | 0 | 0 | 0 | 0 | 1 | 0 | 0 | 0 | 1 | 0 | 2 |
| Harassment | 0 | 0 | 0 | 0 | 1 | 0 | 0 | 0 | 0 | 0 | 0 | 0 | 0 | 0 | 0 | 1 |
| Shooting | 0 | 0 | 0 | 0 | 0 | 0 | 0 | 0 | 0 | 0 | 0 | 0 | 0 | 0 | 0 | 0 |
| Stabbing | 0 | 0 | 0 | 0 | 0 | 0 | 0 | 0 | 0 | 0 | 0 | 1 | 0 | 1 | 0 | 2 |
| Threat of Arson | 0 | 0 | 0 | 0 | 0 | 0 | 0 | 0 | 0 | 0 | 0 | 0 | 0 | 0 | 0 | 0 |
| Threat of Harm | 0 | 0 | 1 | 2 | 0 | 1 | 0 | 0 | 0 | 1 | 0 | 1 | 0 | 0 | 1 | 7 |
| Threat of Death | 0 | 0 | 0 | 3 | 0 | 1 | 1 | 0 | 0 | 4 | 0 | 5 | 0 | 4 | 2 | 20 |
| Trespassing | 0 | 0 | 0 | 0 | 0 | 0 | 0 | 0 | 0 | 0 | 0 | 0 | 0 | 0 | 0 | 0 |
| Wounding | 0 | 0 | 0 | 0 | 0 | 0 | 0 | 0 | 0 | 0 | 0 | 1 | 0 | 0 | 0 | 1 |
| Total | 0 | 3 | 2 | 16 | 9 | 8 | 6 | 2 | 17 | 28 | 12 | 19 | 1 | 56 | 35 | 214 |

**Gender Based Violence
September 2021**

| | YEAR | 2021 | | | | | 2020 | | | | |
|------------------|----------------|-------------|---------|------|-----------|-----------|-------------|---------|------|-----------|-----------|
| | GENDER | TOTAL MALES | FEMALES | | | TOTAL | TOTAL MALES | FEMALES | | | TOTAL |
| | | | 1-17 | 18 + | % FEMALES | | | 1-17 | 18 + | % FEMALES | |
| Murder | All Bahamas | 10 | 0 | 1 | 9 | 11 | 8 | 0 | 0 | 0 | 8 |
| | New Providence | 9 | 0 | 0 | 0 | 9 | 8 | 0 | 0 | 0 | 8 |
| | Grand Bahama | 1 | 0 | 1 | 0 | 2 | 0 | 0 | 0 | 0 | 0 |
| | Family Island | 0 | 0 | 0 | 0 | 0 | 0 | 0 | 0 | 0 | 0 |
| Att. Murder | All Bahamas | 3 | 0 | 1 | 0 | 4 | 4 | 0 | 1 | 20 | 5 |
| | New Providence | 3 | 0 | 1 | 0 | 4 | 2 | 0 | 1 | 33 | 3 |
| | Grand Bahama | 0 | 0 | 0 | 0 | 0 | 2 | 0 | 0 | 0 | 2 |
| | Family Island | 0 | 0 | 0 | 0 | 0 | 0 | 0 | 0 | 0 | 0 |
| Shooting | All Bahamas | 4 | 1 | 1 | 33 | 6 | 9 | 0 | 1 | 10 | 10 |
| | New Providence | 3 | 1 | 1 | 40 | 5 | 9 | 0 | 1 | 10 | 10 |
| | Grand Bahama | 1 | 0 | 0 | 0 | 1 | 0 | 0 | 0 | 0 | 0 |
| | Family Island | 0 | 0 | 0 | 0 | 0 | 0 | 0 | 0 | 0 | 0 |
| Stabbing | All Bahamas | 7 | 0 | 0 | 0 | 7 | 8 | 0 | 3 | 27 | 11 |
| | New Providence | 5 | 0 | 0 | 0 | 5 | 6 | 0 | 3 | 33 | 9 |
| | Grand Bahama | 2 | 0 | 0 | 0 | 2 | 2 | 0 | 0 | 0 | 2 |
| | Family Island | 0 | 0 | 0 | 0 | 0 | 0 | 0 | 0 | 0 | 0 |
| Rape | All Bahamas | 2 | 1 | 2 | 60 | 5 | 0 | 0 | 2 | 100 | 2 |
| | New Providence | 2 | 0 | 2 | 50 | 4 | 0 | 0 | 2 | 100 | 2 |
| | Grand Bahama | 0 | 0 | 0 | 0 | 0 | 0 | 0 | 0 | 0 | 0 |
| | Family Island | 0 | 1 | 0 | 0 | 1 | 0 | 0 | 0 | 0 | 0 |
| Causing Harm | All Bahamas | 39 | 0 | 43 | 52 | 82 | 54 | 0 | 38 | 41 | 92 |
| | New Providence | 25 | 0 | 24 | 49 | 49 | 29 | 0 | 26 | 47 | 55 |
| | Grand Bahama | 8 | 0 | 10 | 56 | 18 | 11 | 0 | 10 | 48 | 21 |
| | Family Island | 6 | 0 | 9 | 60 | 15 | 14 | 0 | 2 | 13 | 16 |
| Threats of Death | All Bahamas | 48 | 0 | 37 | 44 | 85 | 51 | 0 | 44 | 46 | 95 |
| | New Providence | 39 | 0 | 29 | 43 | 68 | 36 | 0 | 40 | 53 | 76 |
| | Grand Bahama | 2 | 0 | 4 | 0 | 6 | 8 | 0 | 3 | 27 | 11 |
| | Family Island | 7 | 0 | 4 | 36 | 11 | 7 | 0 | 1 | 13 | 8 |
| Threats of | All Bahamas | 29 | 0 | 22 | 43 | 51 | 49 | 0 | 32 | 40 | 81 |
| | New Providence | 19 | 0 | 14 | 42 | 33 | 37 | 0 | 26 | 41 | 63 |

| | | | | | | | | | | | |
|----------------------------|----------------|----|---|---|----|----|----|---|----|----|----|
| Possession of Firearm with | Grand Bahama | 7 | 0 | 4 | 36 | 11 | 3 | 0 | 3 | 50 | 6 |
| | Family Island | 3 | 0 | 4 | 57 | 7 | 9 | 0 | 3 | 25 | 12 |
| | All Bahamas | 0 | 0 | 0 | 0 | 0 | 2 | 0 | 1 | 0 | 3 |
| | New Providence | 0 | 0 | 0 | 0 | 0 | 2 | 0 | 1 | 33 | 3 |
| | Grand Bahama | 0 | 0 | 0 | 0 | 0 | 0 | 0 | 0 | 0 | 0 |
| | Family Island | 0 | 0 | 0 | 0 | 0 | 0 | 0 | 0 | 0 | 0 |
| Assault with Deadly Weapon | All Bahamas | 12 | 0 | 7 | 37 | 19 | 40 | 1 | 29 | 43 | 70 |
| | New Providence | 10 | 0 | 5 | 33 | 15 | 28 | 1 | 25 | 48 | 54 |
| | Grand Bahama | 1 | 0 | 0 | 0 | 1 | 4 | 0 | 1 | 20 | 5 |
| | Family Island | 1 | 0 | 2 | 67 | 3 | 8 | 0 | 3 | 27 | 11 |

**Police-Involved Shootings
September
2021 vs 2020**

| Encounters with Armed Suspects | | | |
|--------------------------------|------|------|----------|
| Incidents | 2021 | 2020 | % CHANGE |
| Police Involved Shootings | 0 | 0 | 0 |

| Encounters with Armed Suspects by Division | | | | | | | | | | | | | | | | |
|--|---|----|---|---|----|----|----|----|----|----|---|----|---|----|----|-------|
| Year | A | CB | C | E | FH | NE | NW | PI | SC | SE | S | SW | W | GB | FI | Total |
| 2021 | 0 | 0 | 0 | 0 | 0 | 0 | 0 | 0 | 0 | 0 | 0 | 0 | 0 | 0 | 0 | 0 |
| 2020 | 0 | 0 | 0 | 0 | 0 | 0 | 0 | 0 | 0 | 0 | 0 | 0 | 0 | 0 | 0 | 0 |

| Status of Victim | | | |
|------------------|------|------|----------|
| Status | 2021 | 2020 | % CHANGE |
| Deceased | 0 | 0 | 0 |
| Injured | 0 | 0 | 0 |

Suicide Incidents
September
2021 vs 2020

| Category | 2021 | 2020 | % CHANGE |
|-------------------|------|------|----------|
| Suicide | 1 | 0 | 100 |
| Attempted Suicide | 5 | 5 | 0 |

| Category | New Providence | Grand Bahama | Family Island | Total |
|-------------------|----------------|--------------|---------------|-------|
| Suicide | 0 | 1 | 0 | 1 |
| Attempted Suicide | 4 | 1 | 0 | 5 |

| Suicide by Gender | | | | | | |
|-------------------|----------|----------|----------|----------|----------|----------|
| Age Range | Males | | Females | | Total | |
| | 2021 | 2020 | 2021 | 2020 | 2021 | 2020 |
| 0-17 | 0 | 0 | 0 | 0 | 0 | 0 |
| 18-30 | 0 | 0 | 0 | 0 | 0 | 0 |
| 31-45 | 0 | 0 | 0 | 0 | 0 | 0 |
| 46-60 | 1 | 0 | 0 | 0 | 1 | 0 |
| 61 & Older | 0 | 0 | 0 | 0 | 0 | 0 |
| Unknown | 0 | 0 | 0 | 0 | 0 | 0 |
| Total | 1 | 0 | 0 | 0 | 1 | 0 |

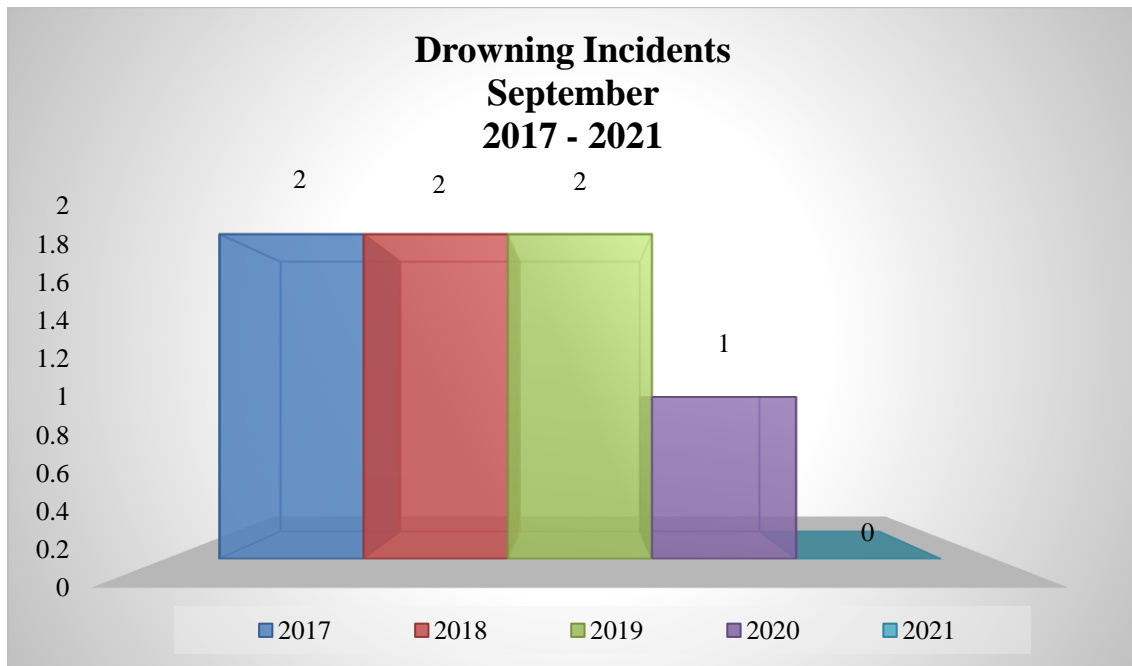
| Attempted Suicide by Gender | | | | | | |
|-----------------------------|----------|----------|----------|----------|----------|----------|
| Age Range | Males | | Females | | Total | |
| | 2021 | 2020 | 2021 | 2020 | 2021 | 2020 |
| 0-17 | 1 | 0 | 0 | 1 | 1 | 1 |
| 18-30 | 0 | 2 | 0 | 1 | 0 | 3 |
| 31-45 | 1 | 0 | 1 | 0 | 2 | 0 |
| 46-60 | 1 | 0 | 1 | 0 | 2 | 0 |
| 61 & Older | 0 | 1 | 0 | 0 | 0 | 1 |
| Unknown | 0 | 0 | 0 | 0 | 0 | 0 |
| Total | 3 | 3 | 2 | 2 | 5 | 5 |

Drowning Incidents
September
2021 vs 2020

| Category | 2021 | 2020 | % Change |
|----------|------|------|----------|
| Drowning | 0 | 1 | -100 |

| Category | 2021 | 2020 | 2019 | 2018 | 2017 |
|----------|------|------|------|------|------|
| Drowning | 0 | 1 | 2 | 2 | 2 |

| Drownings by Gender | | | | | | |
|---------------------|----------|----------|----------|----------|----------|----------|
| Age Range | Males | | Females | | Total | |
| | 2021 | 2020 | 2021 | 2020 | 2021 | 2020 |
| 0-17 | 0 | 0 | 0 | 0 | 0 | 0 |
| 18-30 | 0 | 0 | 0 | 0 | 0 | 0 |
| 31-45 | 0 | 0 | 0 | 0 | 0 | 0 |
| 46-60 | 0 | 1 | 0 | 0 | 0 | 1 |
| 61 & Older | 0 | 0 | 0 | 0 | 0 | 0 |
| Unknown* | 0 | 0 | 0 | 0 | 0 | 0 |
| Total | 0 | 1 | 0 | 0 | 0 | 1 |

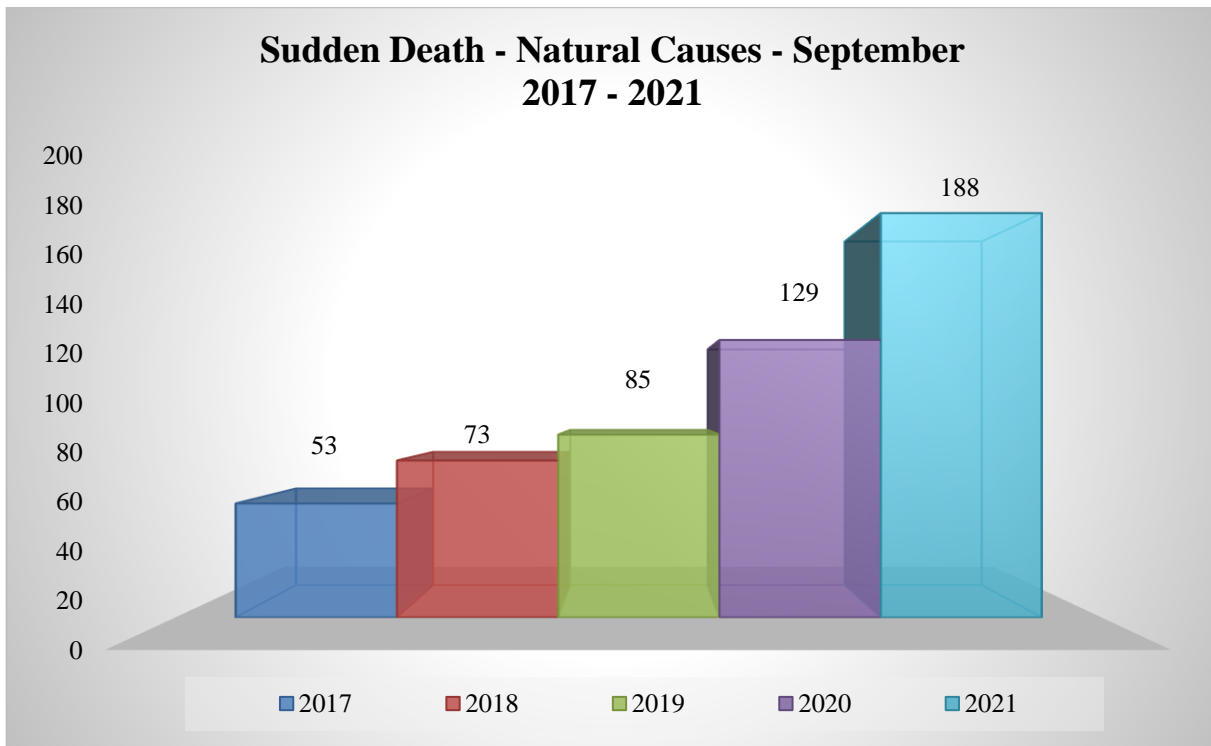


N.B. These are preliminary figures and are subject to change. Research and Policy Branch, RBPF.

**Sudden Death – Natural Causes
September
2017 – 2021**

| Incident | 2021 | 2020 | % Change |
|-------------------------------|------|------|-----------|
| Sudden Death (Natural Causes) | 188 | 129 | 46 |

| Incident | 2021 | 2020 | 2019 | 2018 | 2017 |
|-------------------------------|------|------|------|------|------|
| Sudden Death (Natural Causes) | 188 | 129 | 85 | 73 | 53 |

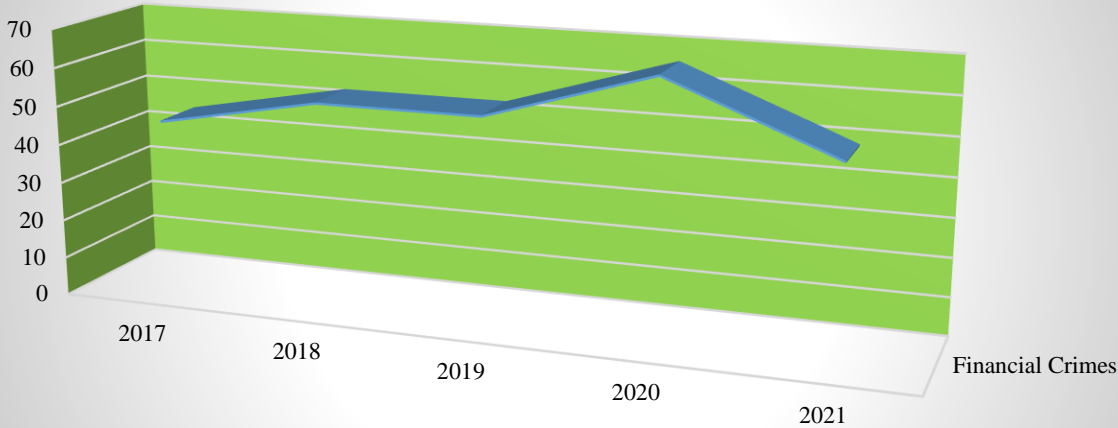


Financial Crimes
September
2021 vs 2020

| Incident | 2021 | 2020 | % Change |
|-------------------------------------|-------------|-------------|-----------------|
| Bribery | 0 | 0 | 0 |
| Extortion | 1 | 1 | 0 |
| Falsification of Accounts | 1 | 4 | -75 |
| Forgery | 1 | 0 | 100 |
| Fraud by False Pretences | 24 | 27 | -11 |
| Possession of Forged Currency Notes | 1 | 9 | -89 |
| Possession of Forged Documents | 0 | 2 | -100 |
| Proceeds from Crime | 1 | 3 | -67 |
| Stealing by reason of employment | 4 | 2 | 100 |
| Stealing by reason of service | 5 | 18 | -72 |
| Uttering Forged Currency Notes | 0 | 0 | 0 |
| Uttering Forged Documents | 0 | 0 | 0 |
| Sub-Total | 38 | 66 | -42 |

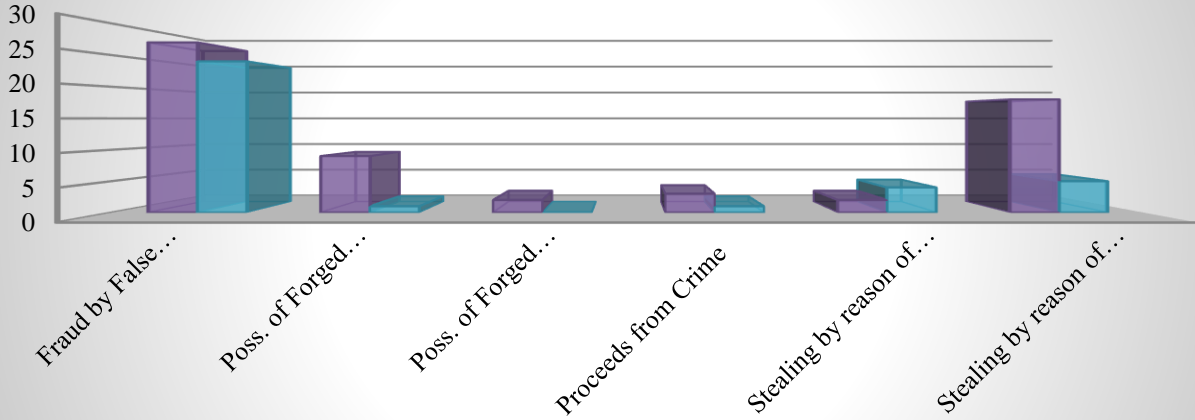
| Incident | 2021 | 2020 | 2019 | 2018 | 2017 |
|-------------------------------------|-------------|-------------|-------------|-------------|-------------|
| Bribery | 0 | 0 | 0 | 0 | 0 |
| Extortion | 1 | 1 | 0 | 0 | 0 |
| Falsification of Accounts | 1 | 4 | 0 | 0 | 0 |
| Forgery | 1 | 0 | 0 | 2 | 1 |
| Fraud by False Pretences | 24 | 27 | 22 | 17 | 9 |
| Possession of Forged Currency Notes | 1 | 9 | 3 | 5 | 5 |
| Possession of Forged Documents | 0 | 2 | 3 | 2 | 2 |
| Proceeds from Crime | 1 | 3 | 0 | 7 | 1 |
| Stealing by reason of employment | 4 | 2 | 7 | 4 | 10 |
| Stealing by reason of service | 5 | 18 | 17 | 16 | 17 |
| Uttering Forged Currency Notes | 0 | 0 | 1 | 0 | 0 |
| Uttering Forged Documents | 0 | 0 | 0 | 0 | 0 |
| Sub-Total | 38 | 66 | 53 | 53 | 45 |

Financial Crimes September 2021



| | 2017 | 2018 | 2019 | 2020 | 2021 |
|------------------|------|------|------|------|------|
| Financial Crimes | 45 | 53 | 53 | 66 | 49 |

Financial Crimes September 2021 Vs. 2020



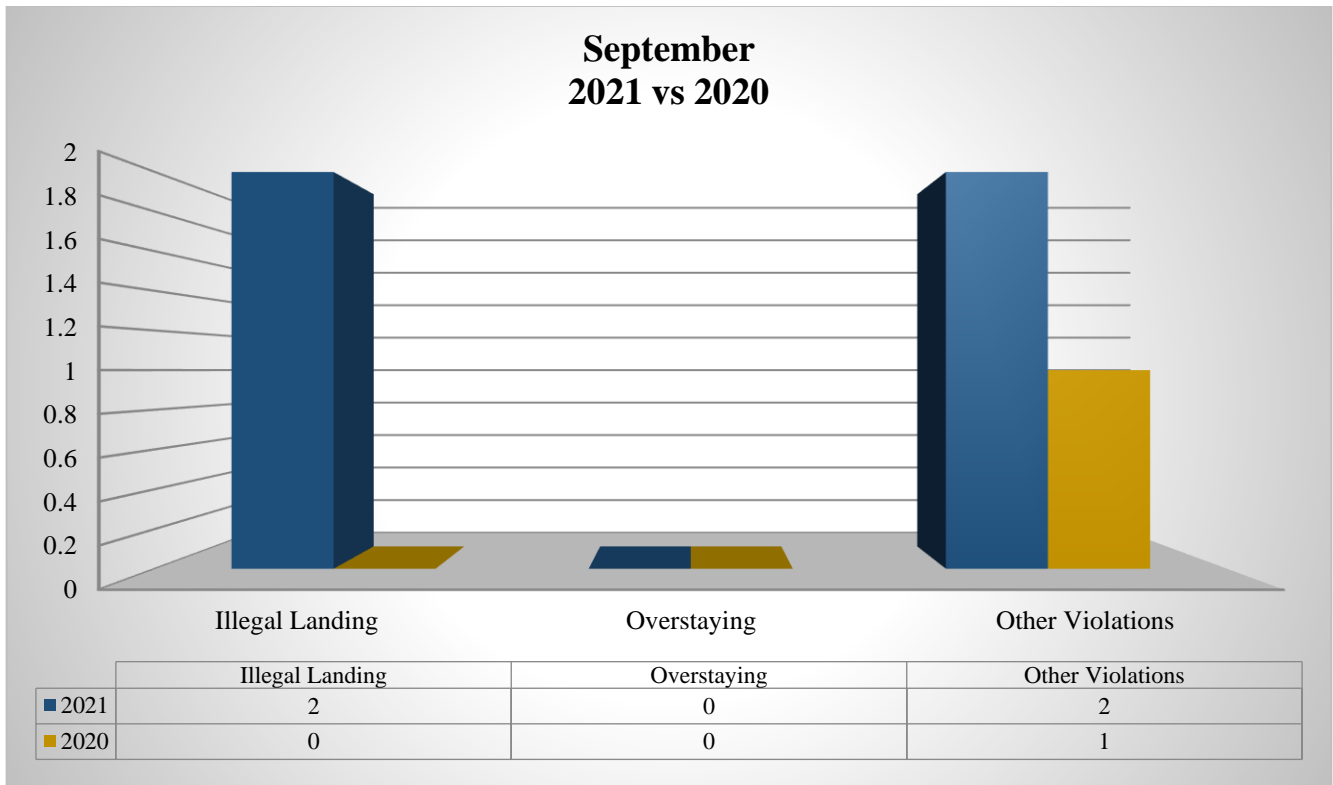
| | Fraud by False Pretences | Poss. of Forged Currency Notes | Poss. of Forged Documents | Proceeds from Crime | Stealing by reason of employment | Stealing by reason of service |
|------|--------------------------|--------------------------------|---------------------------|---------------------|----------------------------------|-------------------------------|
| 2020 | 27 | 9 | 2 | 3 | 2 | 18 |
| 2021 | 24 | 1 | 0 | 1 | 4 | 5 |

N.B. These are preliminary figures and are subject to change. Research and Policy Branch, RBPF.

**Immigration Violations
September
2021 vs 2020**

| Category | 2021 | 2020 | % Change |
|-----------------|------|------|------------|
| Illegal Landing | 2 | 0 | 100 |
| Overstaying | 0 | 0 | 0 |
| Other Violation | 2 | 1 | 100 |

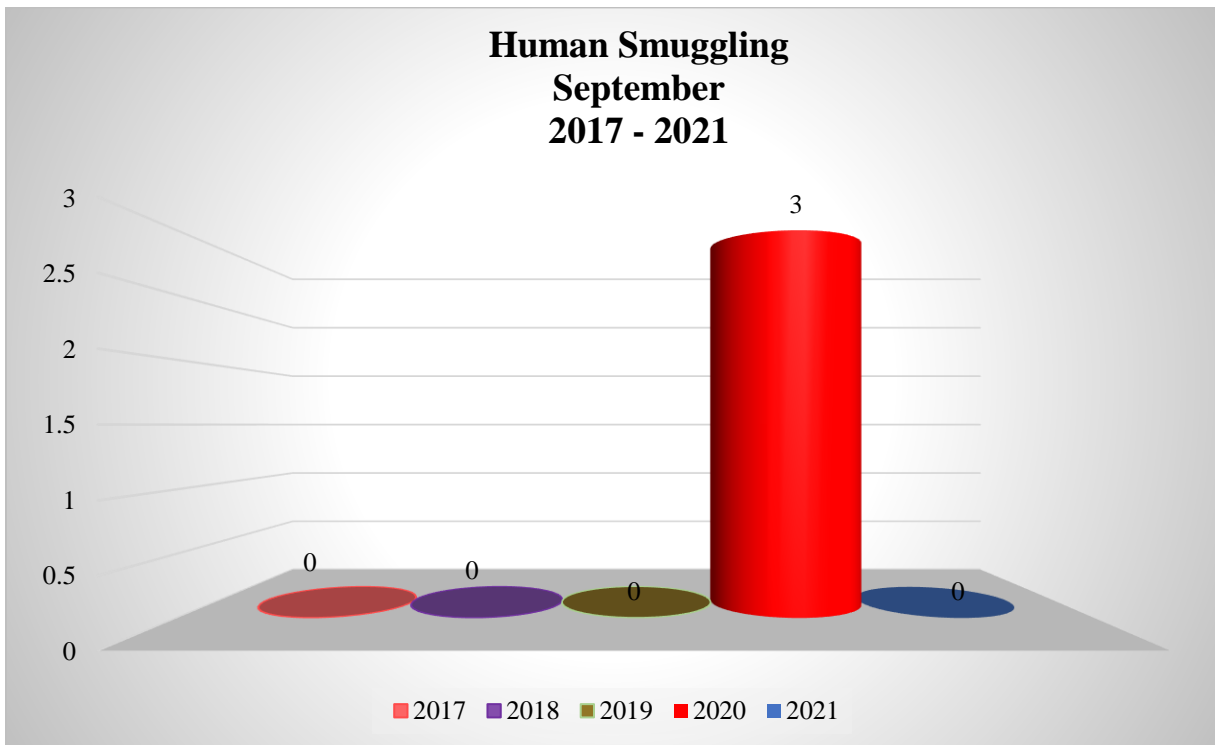
| Incident | 2021 | 2020 | 2019 | 2018 | 2017 |
|-----------------|------|------|------|------|------|
| Illegal Landing | 2 | 0 | 0 | 2 | 0 |
| Overstaying | 0 | 0 | 1 | 0 | 0 |
| Other Violation | 2 | 1 | 4 | 7 | 4 |



**Human Smuggling
September
2021 vs 2020**

| Category | 2021 | 2020 | % Change |
|------------------------|------|------|----------|
| Trafficking in Persons | 0 | 3 | -100 |

| Incident | 2021 | 2020 | 2019 | 2018 | 2017 |
|------------------------|------|------|------|------|------|
| Trafficking in Persons | 0 | 3 | 0 | 0 | 0 |



**Traffic Incidents – All Bahamas
September 2021 vs 2020**

| Fixed Penalty Notices – All Bahamas | | | |
|--|-------------|-------------|-----------------|
| Category | 2021 | 2020 | % CHANGE |
| Fixed Penalty Notices | 1,031 | 1,703 | -39 |

| Road Accident Reports | | | |
|------------------------------|-------------|-------------|-----------------|
| Category | 2021 | 2020 | % CHANGE |
| Fatal Accidents | 3 | 6 | -50 |
| Damage only | 523 | 435 | 20 |
| Hit & Run | 105 | 94 | 12 |
| Minor Injuries | 144 | 123 | 17 |
| Serious Injuries | 17 | 6 | 183 |
| Total | 792 | 664 | 19 |

| Victims of Fatal Accidents | | | |
|-----------------------------------|-------------|-------------|-----------------|
| Category | 2021 | 2020 | % CHANGE |
| Fatal Crash Victims | 3 | 6 | -50 |

| Road Accident Reports by District | | | | |
|--|-----------------------|---------------------|-----------------------|--------------|
| Accident Type | New Providence | Grand Bahama | Family Islands | Total |
| Fatality | 2 | 0 | 1 | 3 |
| Damage only | 414 | 87 | 22 | 523 |
| Hit & Run | 92 | 12 | 1 | 105 |
| Minor Injuries | 114 | 20 | 10 | 144 |
| Serious Injuries | 1 | 10 | 6 | 17 |

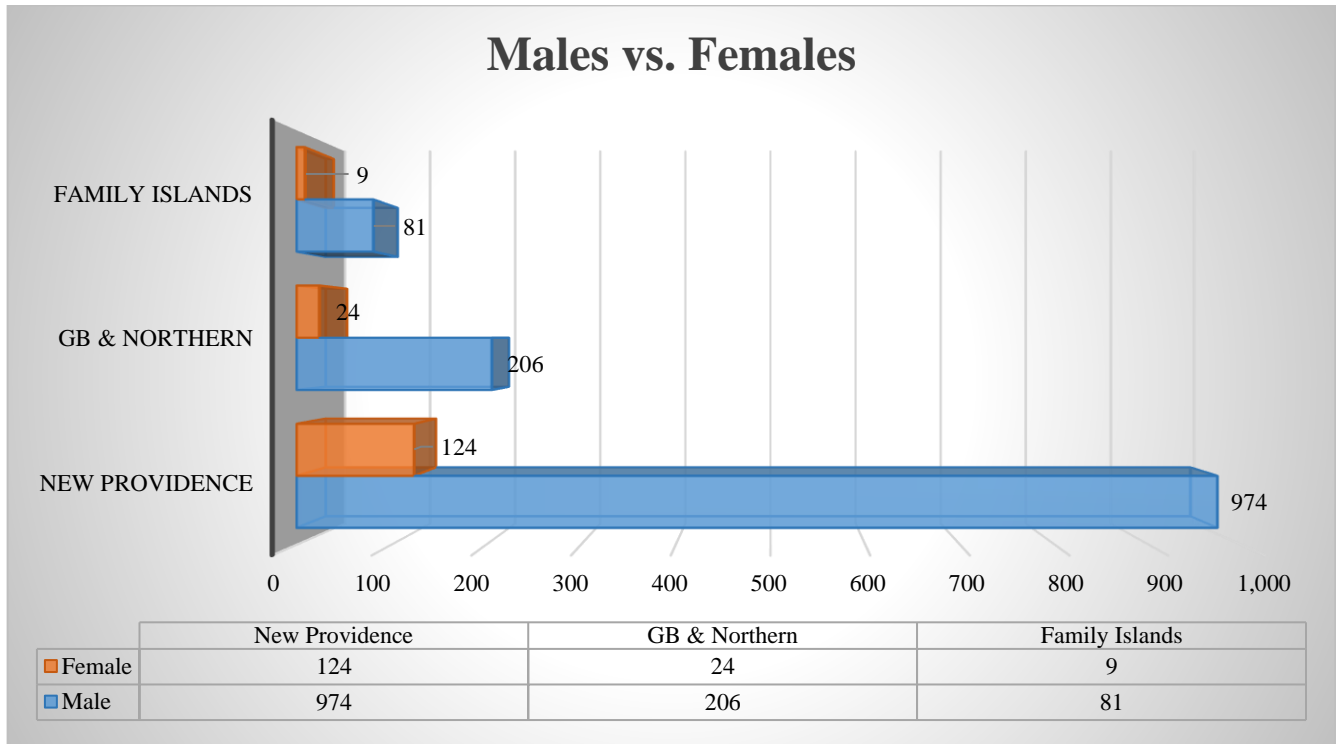
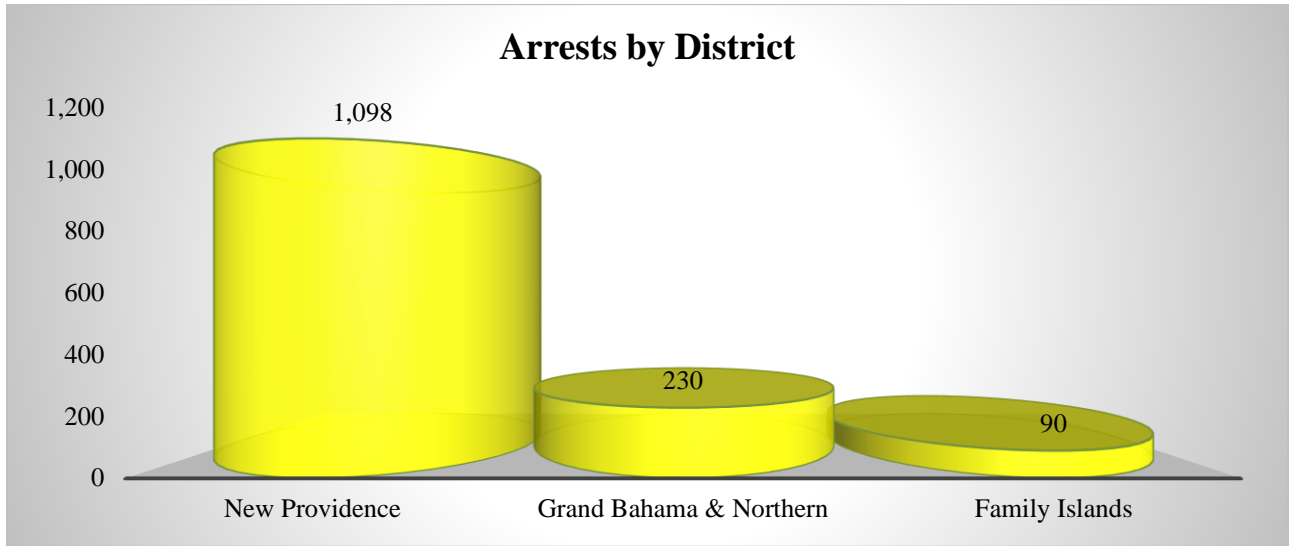
N.B. These are preliminary figures and are subject to change. Research and Policy Branch, RBPF.

**Training
September 2021
Internal, External & International**

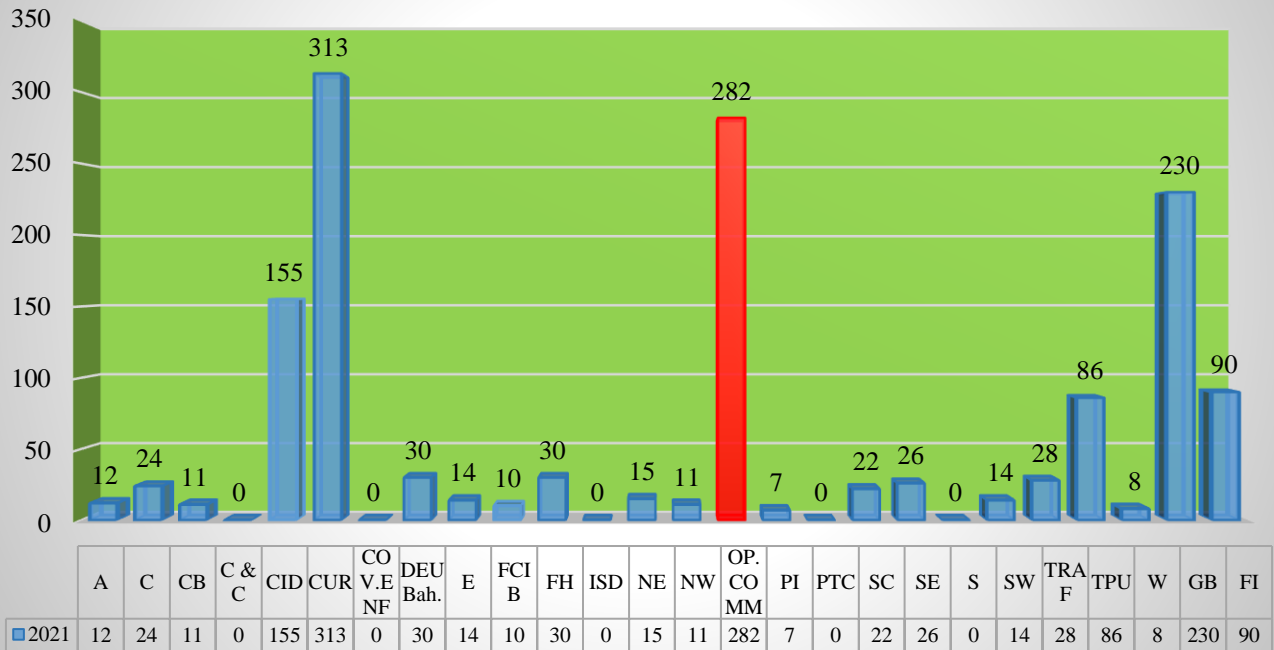
| Training Session | # of Participants |
|---|--------------------------|
| Firearm Recertification Course | 14 |
| Corporals Management Course | 0 |
| Driving Course | 0 |
| Inspectors Management Course | 0 |
| Maritime Training Agency Certification | 0 |
| Motorcyclists Course | 0 |
| Police Training College Entrance Exams 2021 | 0 |
| Security Officers Course (Ministry of Health) | 0 |
| Sergeants Management Course | 0 |
| Tactical Course | 14 |
| Total | 28 |

Persons Arrested

For the period in review, the police arrested 1,418 persons for various major and minor offences throughout the Commonwealth of The Bahamas. **New Providence** accounted for 1,098 or 78% of all persons arrested, **Grand Bahama & the Northern Bahamas** accounted for 230 or 16%, and the **Family Islands District** accounted for 90 or 6%. Males accounted for 1,262 or 89% of arrests, and females accounted for the remaining 156 or 11% of arrests.



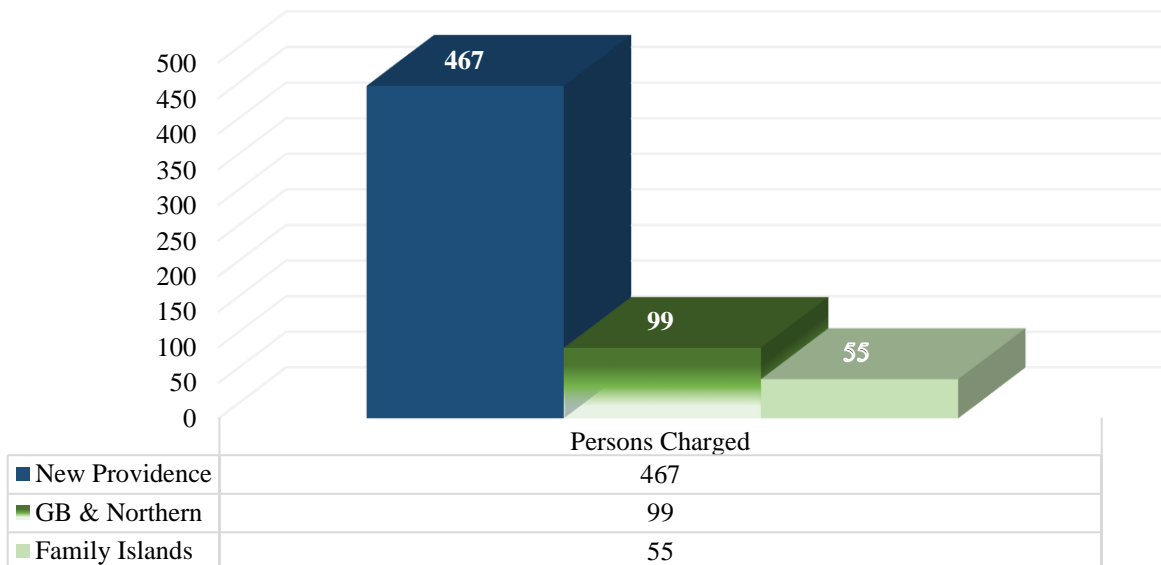
Arrests - Policing Division September 2021



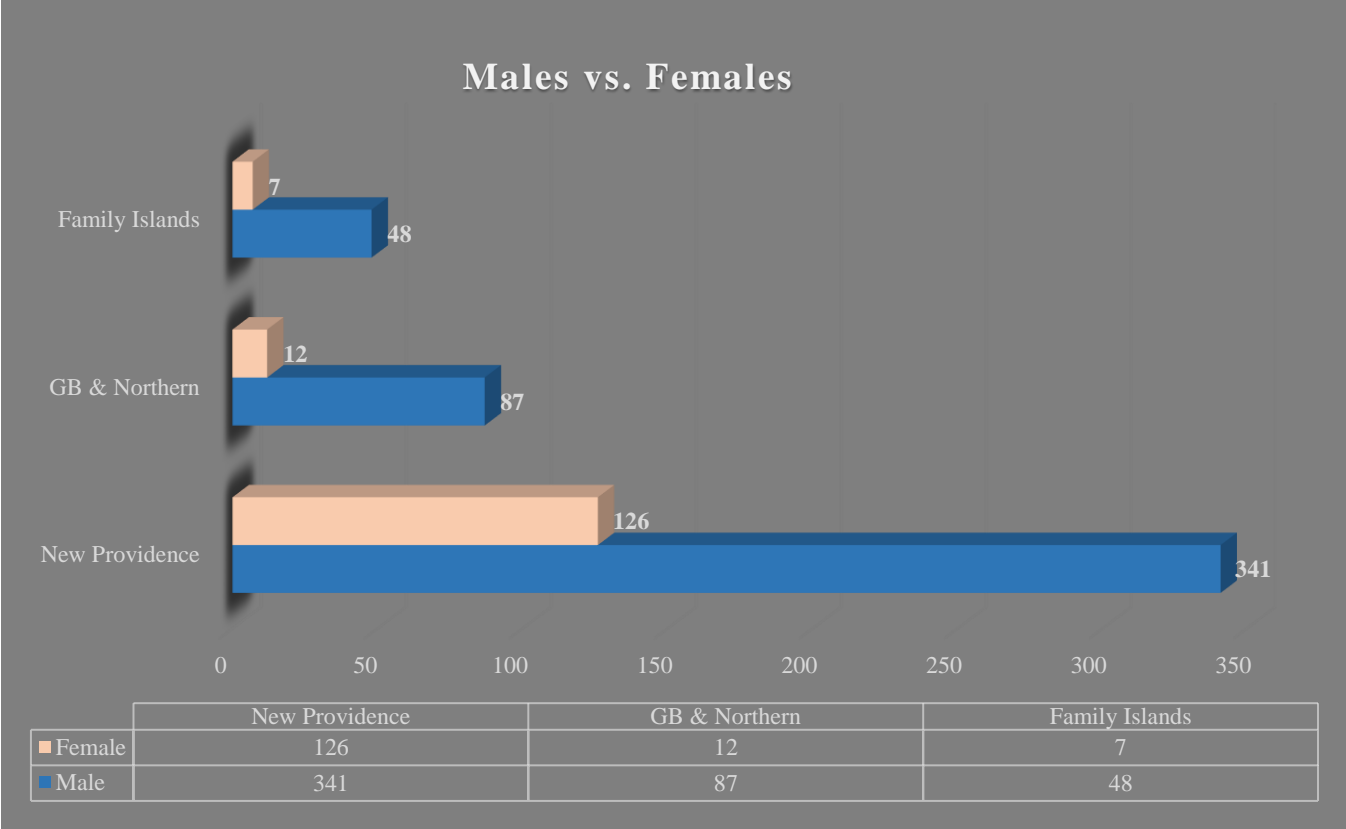
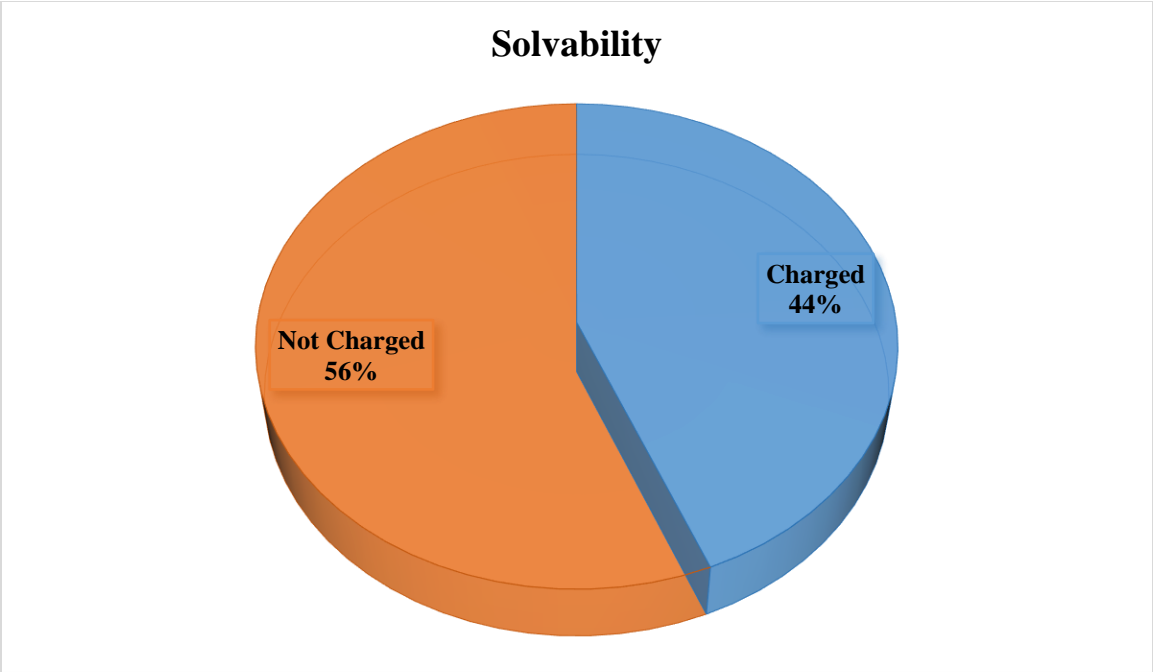
Persons Charged

For the period in review, the police charged 621 persons for various major and minor offences throughout the Commonwealth of The Bahamas. **New Providence** accounted for 466 or 75% of all persons arrested, **Grand Bahama & the Northern Bahamas** accounted for 99 or 16%, and the **Family Islands District** accounted for 56 or 9%. Males accounted for 476 or 77% of persons charged, and females accounted for the remaining 145 or 23% of persons charged.

Charged - District

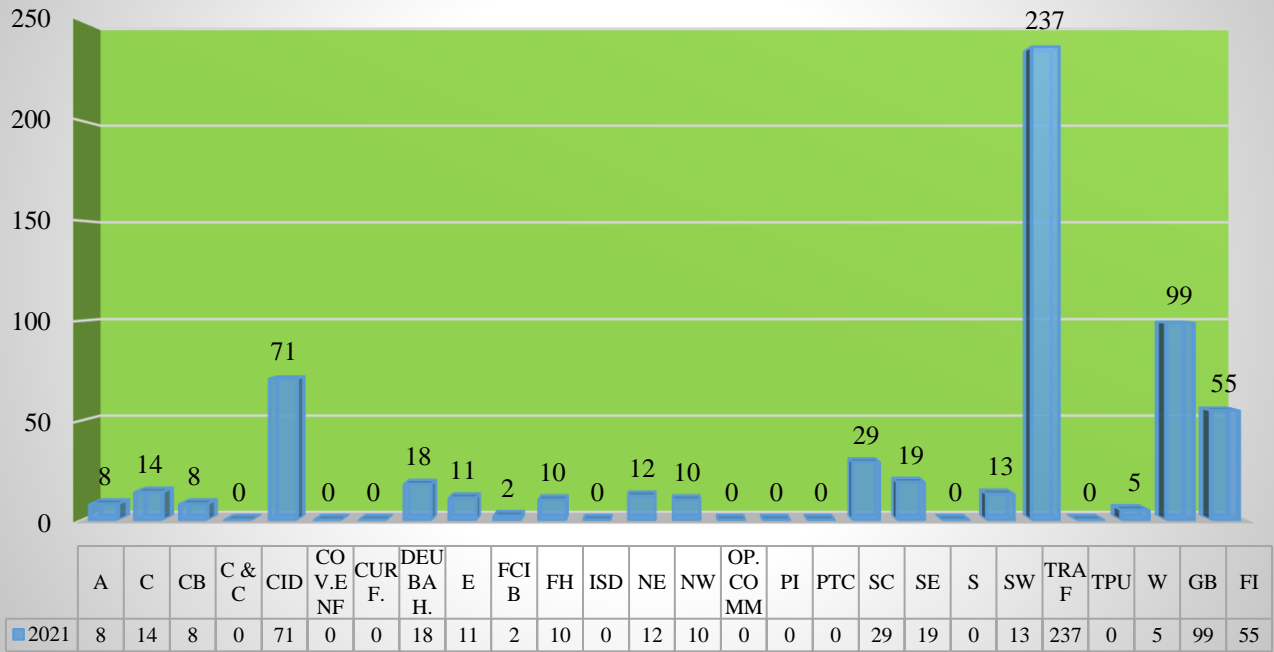


The month of September 2021 the RBPF arrested a total 1,418 persons, of which 621 or 44% resulted in charges before the courts



N.B. These are preliminary figures and are subject to change. Research and Policy Branch, RBPF.

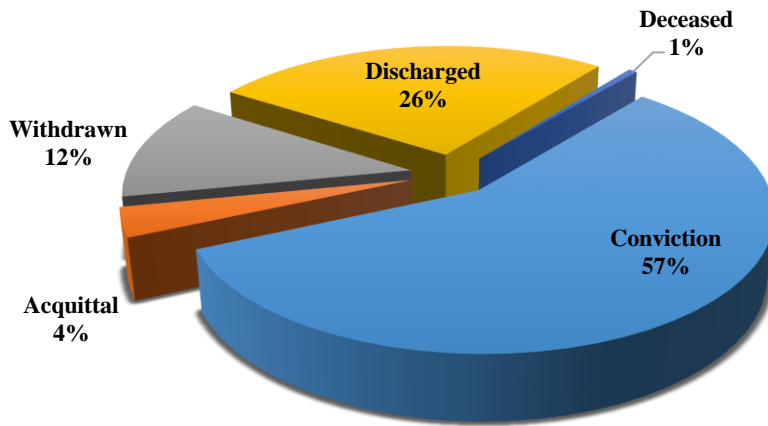
Charged - Policing Division September 2021



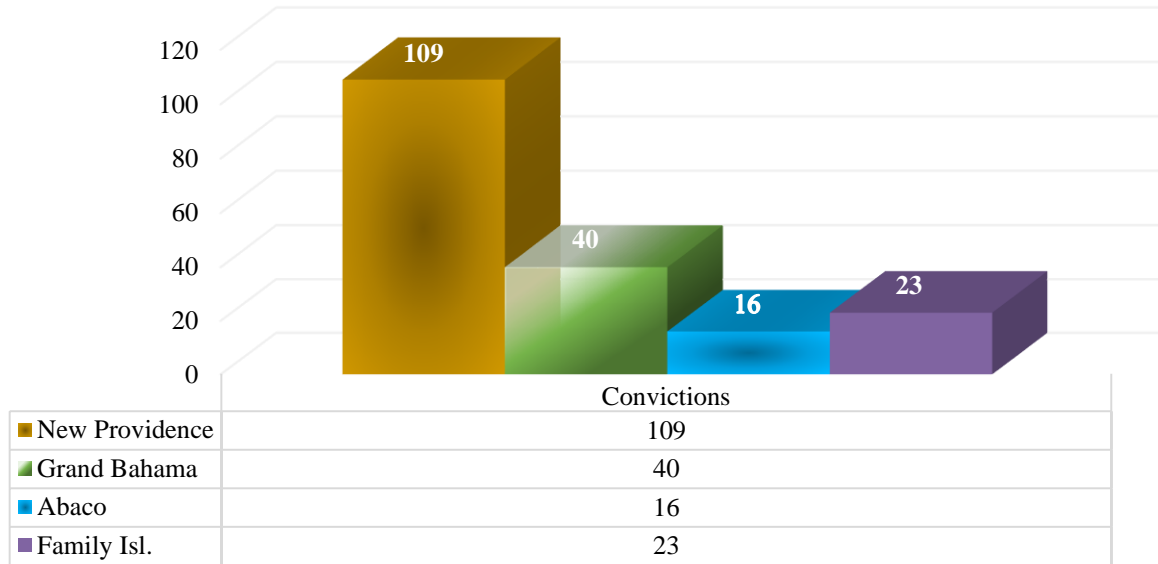
Court Case Disposition

For the month of September 2021, there were 188 convictions in the Magistrates Court and 9 acquittals. 79 matters were discharged and 21 matters were withdrawn by the virtual complainant. 2 deceased

Case Disposition



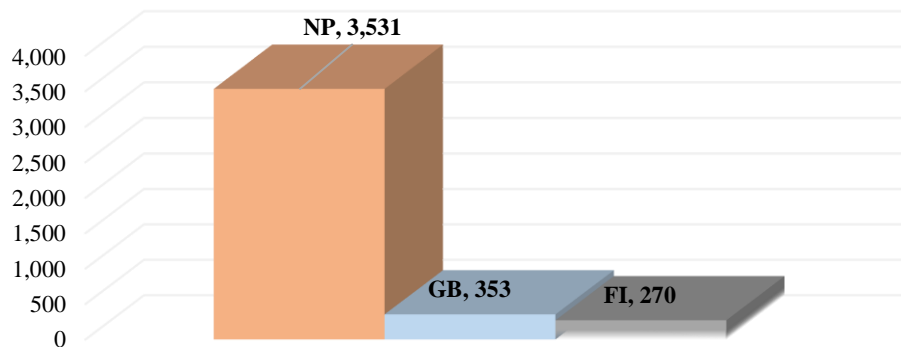
Convictions

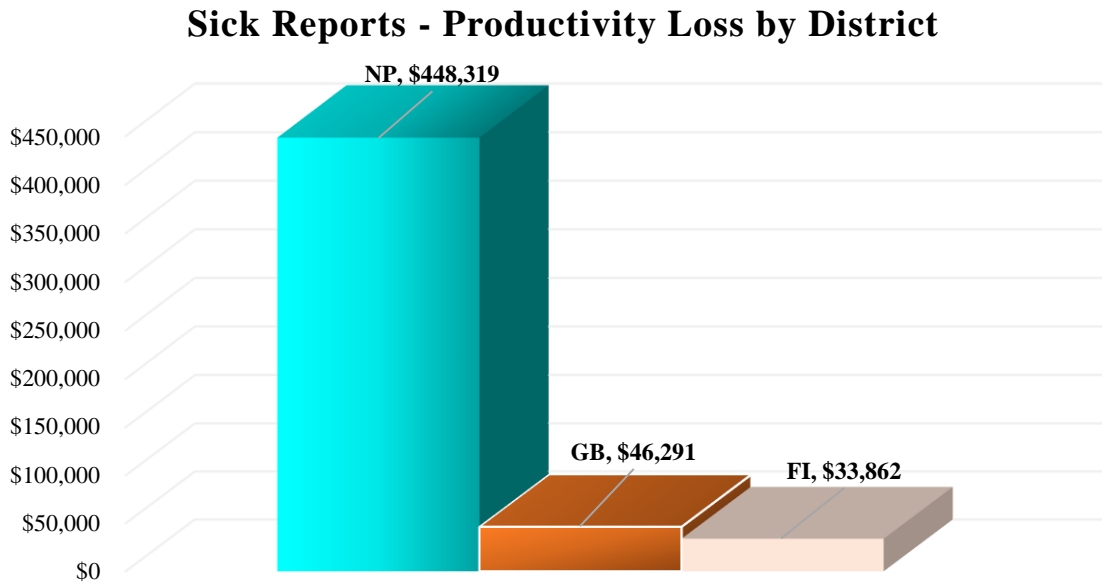
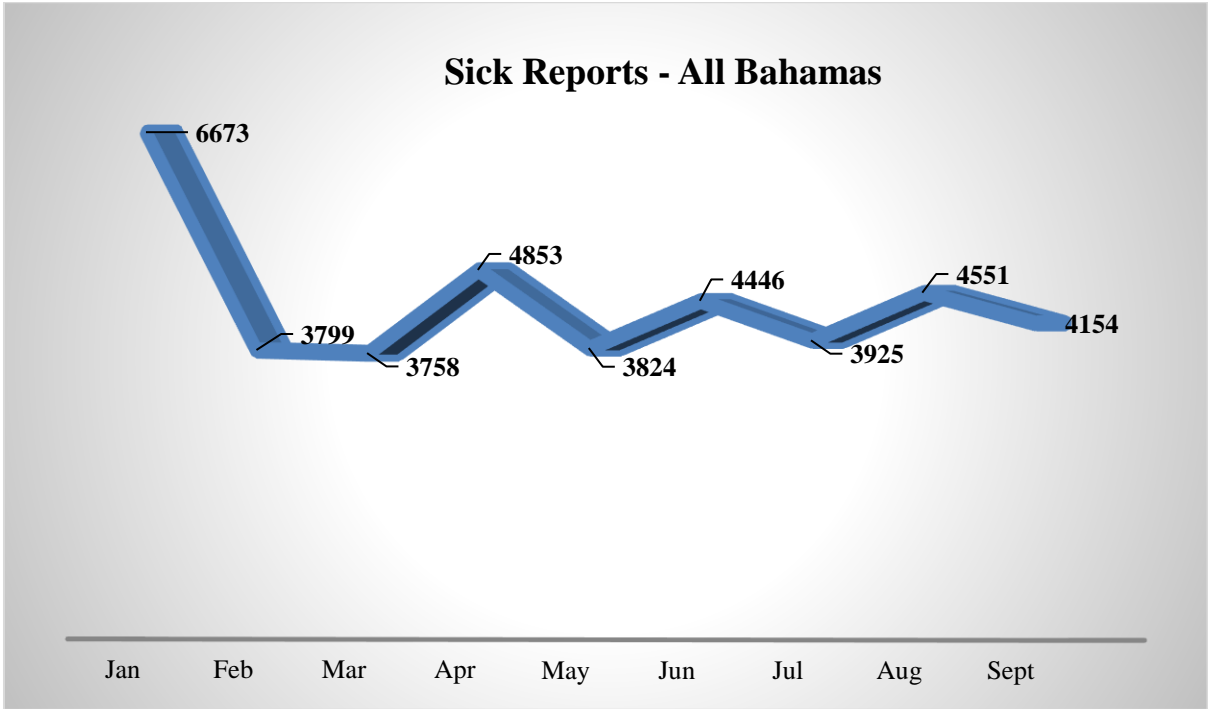


Productivity Loss

For the month of September 2021, the Organization accounted for 4,154 sick days at an estimated loss of \$528.4k. Police Officers on industrial leave accounted for 650 or 16% of the overall sick days. The contracted ranks accounted for \$462k or 87% of all productivity losses due to sick reports. The New Providence District accounted for \$448.3k or 85% of the overall productivity losses with Grand Bahama District and the Family Islands District accounting for 9% and 6% respectively.

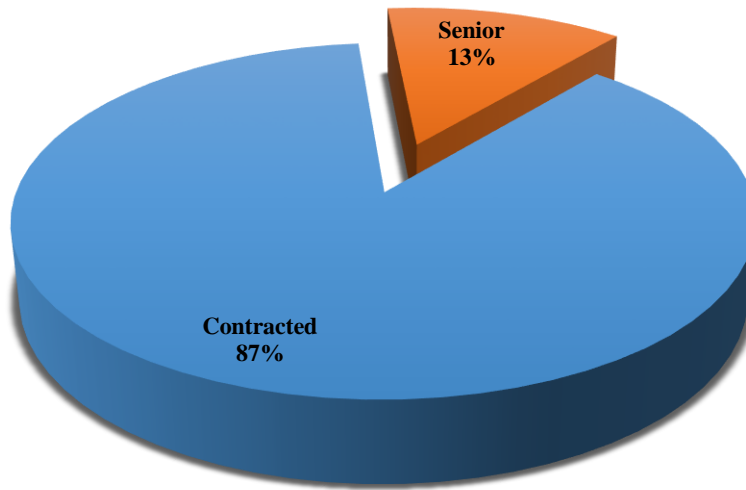
Sick Days by District





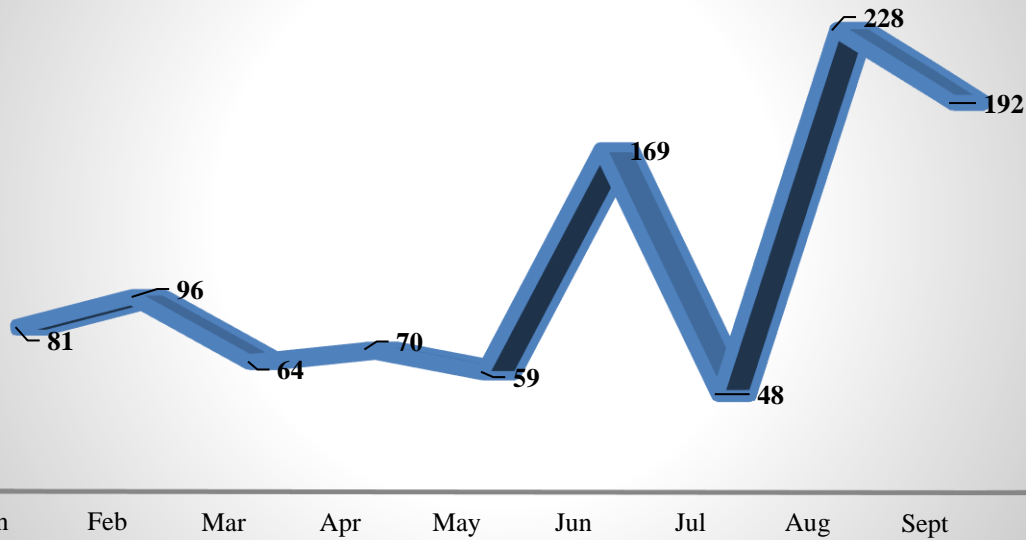
N.B. These are preliminary figures and are subject to change. Research and Policy Branch, RBPF.

Productivity Loss by Rank - All Bahamas



For the month of September 2021, one hundred ninety-two officers were on 4hr sedentary duties accounting for an estimated loss of 241k.

September Sedentary Reports - All Bahamas



September Sedentary Productivity Loss

