

# Royal Bahamas Police Force

Creating Safer Communities



**OCTOBER 2021**

**NATIONWIDE CRIME STATISTICS**

## TABLE OF CONTENTS

Nationwide Crime Analysis July 2021 vs 2020 .....	3
Nationwide Crime Statistics July 2021 vs 2020 .....	5
Murder .....	6
Sexual Offences .....	8
Armed Robbery .....	9
Housebreakings.....	12
Stealing from Vehicle .....	14
Stolen Vehicle.....	14
New Providence District Reported Crime Statistics.....	18
New Providence District Divisional Breakdown .....	19
Airport Division Breakdown 2021 vs 2020 (NP).....	20
Cable Beach Division Breakdown 2021 vs 2020 (NP).....	21
Central Division Breakdown 2021 vs 2020 (NP).....	22
Eastern Division Breakdown 2021 vs 2020 (NP).....	23
FoxHill Division Breakdown 2021 vs 2020 (NP).....	24
Northeastern Division Breakdown 2021 vs 2020 (NP).....	25
Northwestern Division Breakdown 2021 vs 2020 (NP).....	26
Paradise Island Division Breakdown 2021 vs 2020 (NP).....	27
South Central Division Breakdown 2021 vs 2020 (NP).....	28
Southeastern Division Breakdown 2021 vs 2020 (NP).....	29
Southern Division Breakdown 2021 vs 2020 (NP).....	30
Southwestern Division Breakdown 2021 vs 2020 (NP).....	31
Western Division Breakdown 2021 vs 2020 (NP).....	32
Grand Bahama & Northern Bahamas District Reported Crime Statistics.....	33
Grand Bahama & Northern Bahamas District Divisional Breakdown .....	34
Airport Division Breakdown 2021 vs 2020 (GB & Northern Bahamas).....	35
Central Division Breakdown 2021 vs 2020 (GB & Northern Bahamas).....	36
Eight Mile Rock Division Breakdown 2021 vs 2020 (GB & Northern Bahamas).....	37
Northeastern Division Breakdown 2021 vs 2020 (GB & Northern Bahamas).....	38
Southwestern Division Breakdown 2021 vs 2020 (GB & Northern Bahamas).....	39
West-End Division Breakdown 2021 vs 2020 (GB & Northern Bahamas).....	40
Abaco Division Breakdown 2021 vs 2020 (GB & Northern Bahamas).....	41
Bimini Division Breakdown 2021 vs 2020 (GB & Northern Bahamas).....	42

Family Islands District Reported Crime Statistics.....	43
Family Islands District Divisional Breakdown.....	44
Acklins Division Breakdown 2021 vs 2020 (FI).....	45
Andros Division Breakdown 2021 vs 2020 (FI) .....	46
Berry Island Division Breakdown 2021 vs 2020 (FI).....	47
Cat Island Division Breakdown 2021 vs 2020 (FI).....	48
Eleuthera Division Breakdown 2021 vs 2020 (FI).....	49
Exuma Division Breakdown 2021 vs 2020 (FI).....	50
Inagua Division Breakdown 2021 vs 2020 (FI).....	51
Long Island Division Breakdown 2021 vs 2020 (FI).....	52
Mayaguana Division Breakdown 2021 vs 2020 (FI).....	53
San Salvador Division Breakdown 2021 vs 2020 (FI).....	54
Detection Rates - All Bahamas.....	55
Detection Rates - All Bahamas.....	56
Cybercrime .....	57
Crime Scene Investigation.....	57
Illegal Firearm Discovery and Seizure Demographics .....	57
Dangerous Drugs Discovery, Seizures and Arrests .....	59
Missing Persons.....	60
Emergency Powers Order (Breach).....	61
Other Police Activities.....	61
Complaints Against Police Officers .....	63
Fire Calls – All Bahamas.....	64
Miscellaneous Incidents.....	65
Domestic Related Cases .....	67
Gender Based Violence Matters .....	69
Police-Involved Shootings.....	70
Suicide Related Incidents .....	71
Drowning Incidents .....	72
Sudden Death - Natural Causes .....	73
Financial Crimes.....	74
Immigration Violations.....	76
Human Smuggling.....	77
Traffic Incidents.....	78
Training.....	79

Persons Arrested .....	80
Persons Charged.....	81
Court Case Disposition .....	83
Productivity Loss .....	84

**Nationwide Crime Analysis**  
**October**  
**2021 vs 2020**

Preliminary figures for October 2021 indicate that major crimes increased by 15% with 345 cases, compared to 299 over the same period in 2020. There was a 30% regional decrease on the Family Islands and regional increases in New Providence and Grand Bahama at rates of 20% and 29% respectively, when compared to the same period in 2020.

Crimes against the person increased by 59%, with 59 incidents, compared to 37 over the same period in 2020. There was a 60% regional decrease on the Family Islands and regional increases in New Providence and Grand Bahama at rates of 82% and 50% respectively. Property crimes decreased by 9%, with 286 incidents, compared to 262 over the same period in 2020. There was a 25% regional decrease on the Family Islands and regional increases in New Providence and Grand Bahama at rates of 11% and 26% respectively, when compared to the same period in 2020.

**Homicides** increased by 233% with 10 incidents, compared to 3 over the same period in 2020. There were 9 murders in New Providence and 1 in Grand Bahamas with an overall solvency rate of 30%. Homicides were more prevalent in the **Central Division**, accounting for 30% of the overall total. Victims between the ages of 18 and 35 represented 65% of all homicides. Based on preliminary figures, homicides were more likely to occur on a Thursday than any other day of the week. Firearms were used in the commission of 9 homicides for the period and 85 or 89% of the overall total as fatal gunshot wounds remain the leading cause of death for homicides.

**Armed robberies** increased by 80% with 27 incidents, compared to 15 over the same period in 2020. Armed robberies were more prevalent in the **Southwestern Division**, accounting for 26% of the overall total. Based on preliminary figures, armed robberies were more likely to occur on a Friday than any other day of the week and these incidents peak between the hours of 8pm and 9pm. Most armed robberies occurred at business establishments, at the street level and at residences. Firearms continue to be the weapon of choice for the commission of armed robberies.

**Robberies** increased by 175% with 11 incidents compared to 4 over the same period in 2020. Robberies were more prevalent in the **Cable Beach, South Central and Southwestern Divisions**, accounting for 82% of the overall total. Based on preliminary figures, robberies were more likely to occur on a Friday than any other day of the week and these incidents peak between the hours of 7am and 12pm. Females represented the highest percentage of victims at 82%, compared to male victims at 18%.

**Stolen vehicles** increased by 123% with 29 incidents, compared to 13 over the same period in 2020. **Nissans** and **Hondas** were the most targeted vehicles of choice, representing 34% and 24% respectively of all vehicles stolen. Most vehicles were stolen from the owner's residence. Stolen Vehicle were mostly reported in the **Southwestern Division**, accounting for 21% of the overall total. Fourteen percent of stolen vehicles were recovered for the month of October.

**Stealing from vehicles** decreased by 10% with 65 incidents, compared to 72 over the same period in 2020. The most frequent items stolen included electronics, cash and documents. Nissan Notes and Nissan Cubes were mostly targeted. Based on preliminary figures, stealing from vehicles were more likely to occur on Sunday than any other day of the week. Stealing from Vehicle cases were mostly reported in the **Northeastern Division**, accounting for 17% of incidents.

**Housebreakings** decreased by 25 % with 36 incidents, compared to 48 over the same period in 2020. For the month of October, **New Providence District** accounted for 27 or 75% of housebreakings, most of which occurred in the **Northeastern and South Central Divisions**, accounting for 28% of cases. **Grand Bahama**, including **Abaco and Bimini**, accounted for 3 or 8% of housebreakings. The **Family Islands District** accounted for the remaining 6 or 17%, most of which occurred in Eleuthera and Exuma. Based on preliminary figures, housebreakings were more likely to occur on Wednesday than any other day of the week.

**Shopbreakings** remain unchanged with 47 incidents, compared to the same period in 2020. **New Providence District** accounted for 36 or 87% of shopbreakings, most of which occurred in the **Northeastern** Division with 13 incidents. **Grand Bahama**, including **Abaco and Bimini**, accounted for 9 or 19% of shopbreakings, including 5 in **Central**, **3 in Southwestern** and **1 in EMR**. The **Family Islands District** accounted for the remaining 2 or 4%, which occurred in **Cat Island** and **Eleuthera**. Based on preliminary figures, shopbreakings were more likely to occur on a Saturdays than any other day of the week.

For the period in review, a total of 26 **firearms** and 224 rounds of ammunition were discovered and seized throughout the Commonwealth of The Bahamas. As a result, 27 persons were charged with possession of illegal firearms. Additionally, **ShotSpotter** detected 76 gunshot incidents, consisting of 41 multiple shots, 26 single shot incidents and 9 probable shots, totaling 280 rounds discharged.

There were 80 breaches to the Emergency Powers Order, including 26 curfew violations and 33 other breaches. The Force also responded to 1 Covid 19 call for assistance. Furthermore, officers of the Royal Bahamas Police Force conducted 1,976 field check patrols, 83 road checks and executed 1 warrant of arrest throughout the Commonwealth of The Bahamas. As a result of these efforts, 1,105 persons were arrested for various major and minor offences. Of this number, 49% or 544 suspects were charged before the Court. There were 223 convictions in the Magistrates Court, 12 acquittals, 67 matters were discharged and 31 matters were withdrawn by the virtual complainant.

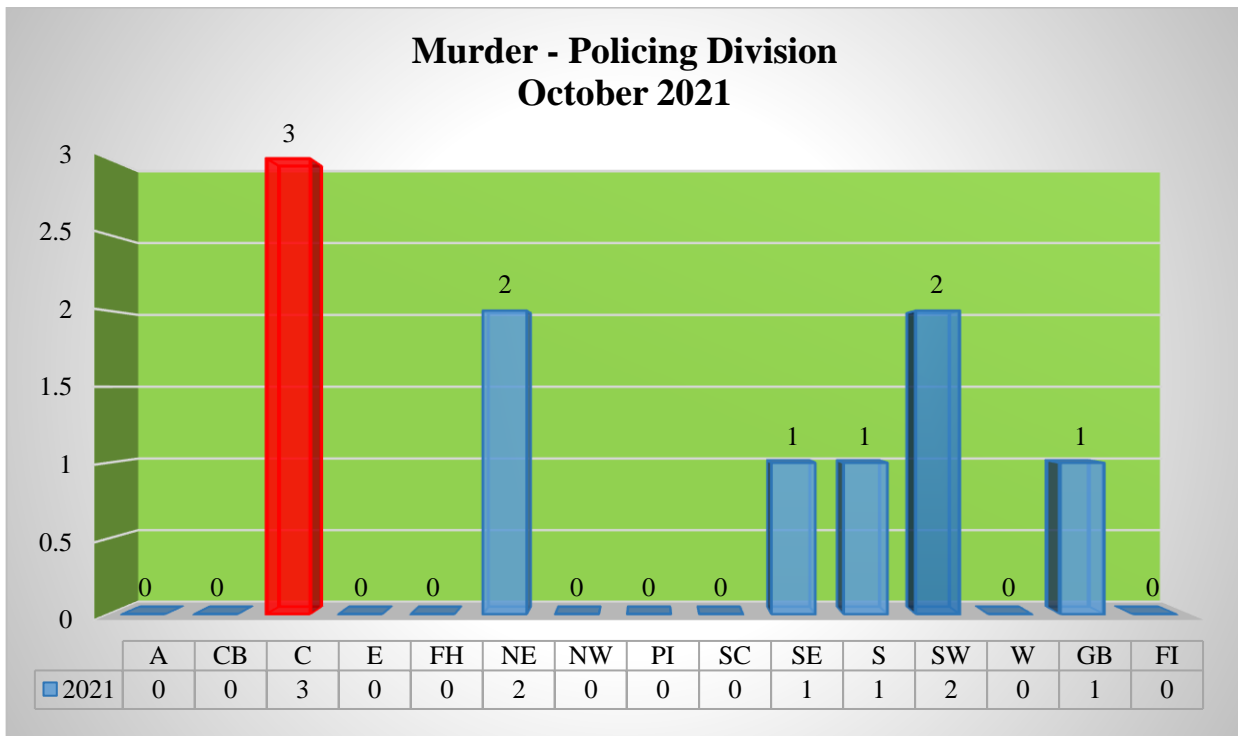
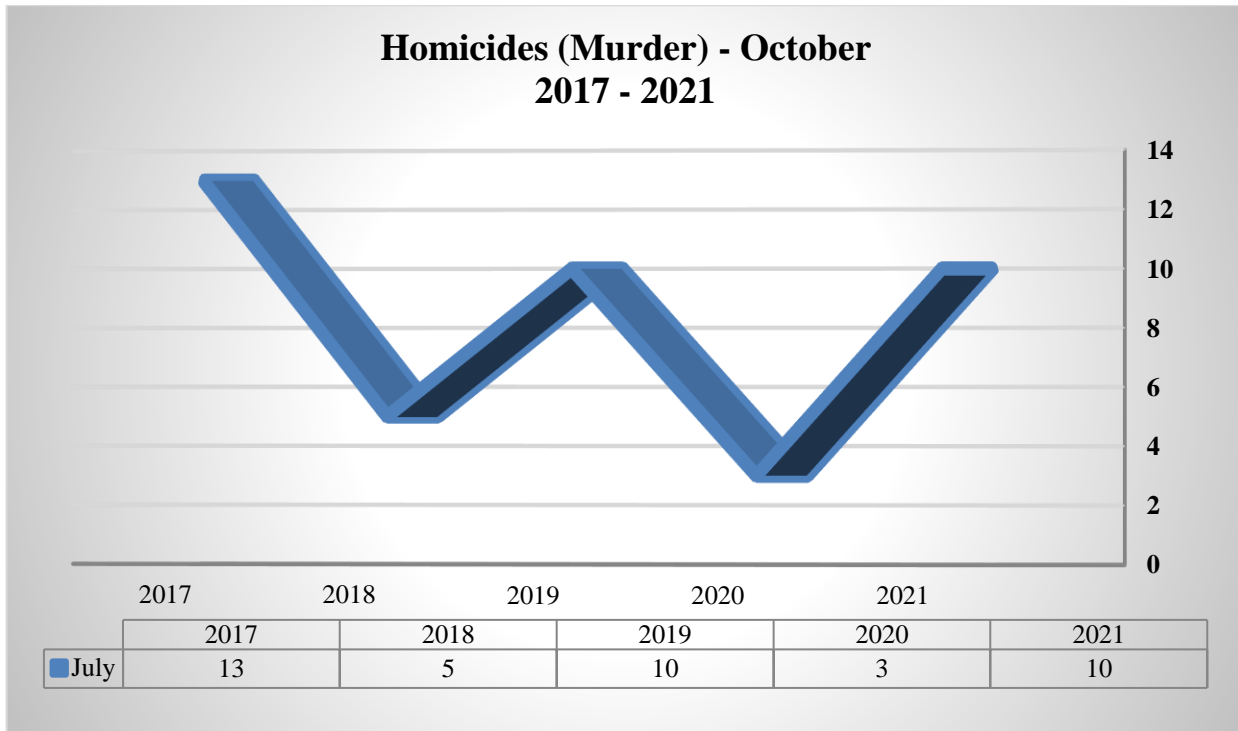
**Nationwide Crime Statistics**  
**All Bahamas**  
**October**  
**2021 vs 2020**

<b>Crimes Against the Person</b>	<b>2021</b>	<b>2020</b>	<b>% CHANGE</b>
Murder	10	3	233
Attempted Murder	0	0	0
Manslaughter	2	0	N/A
Rape	3	2	50
Attempted Rape	0	0	0
Unlawful Sexual Intercourse	4	12	-67
Armed Robbery	27	15	80
Robbery	11	4	175
Attempted Robbery	2	1	100
<b>Sub-Total</b>	<b>59</b>	<b>37</b>	<b>59</b>
<b>Crimes Against the Property</b>	<b>2021</b>	<b>2020</b>	<b>% CHANGE</b>
Burglary	5	4	25
Housebreaking	36	48	-25
Shopbreaking	47	47	0
Stealing	104	78	33
Stealing from Vehicle	65	72	-10
Stolen Vehicle	29	13	123
<b>Sub-Total</b>	<b>286</b>	<b>262</b>	<b>9</b>
<b>Total</b>	<b>345</b>	<b>299</b>	<b>15</b>

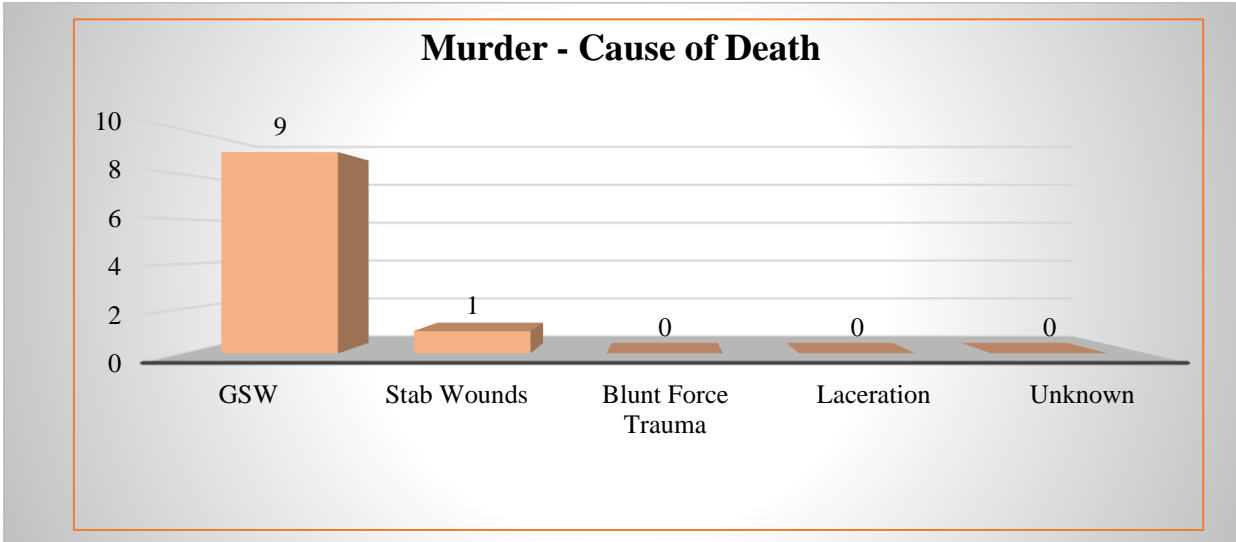
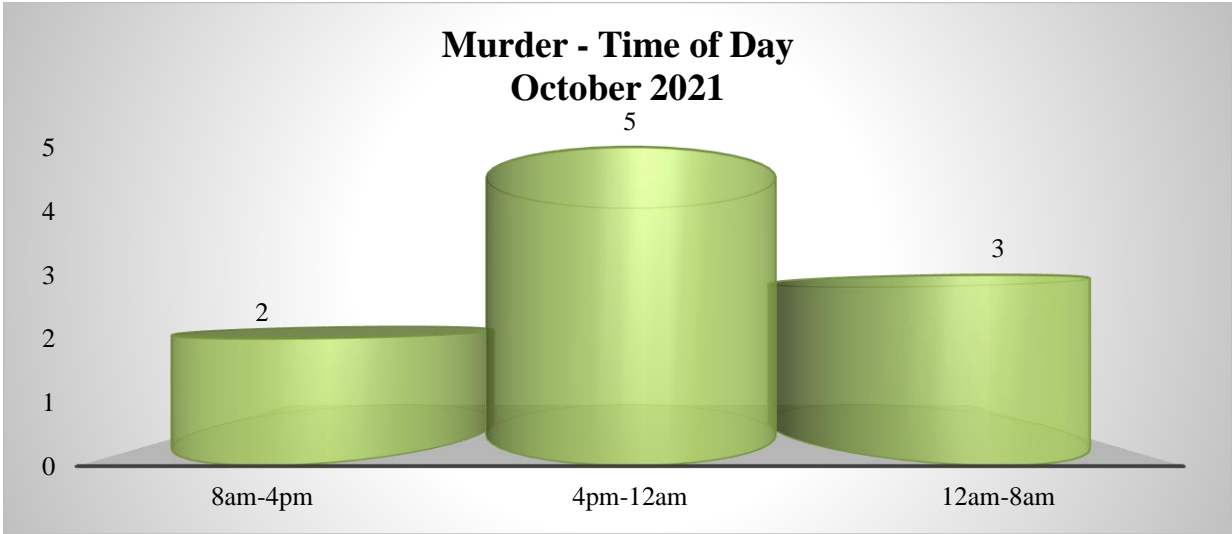


## Murder

In October 2021, murders increased by 233% with 10 cases compared to 3 over the same period in 2020.



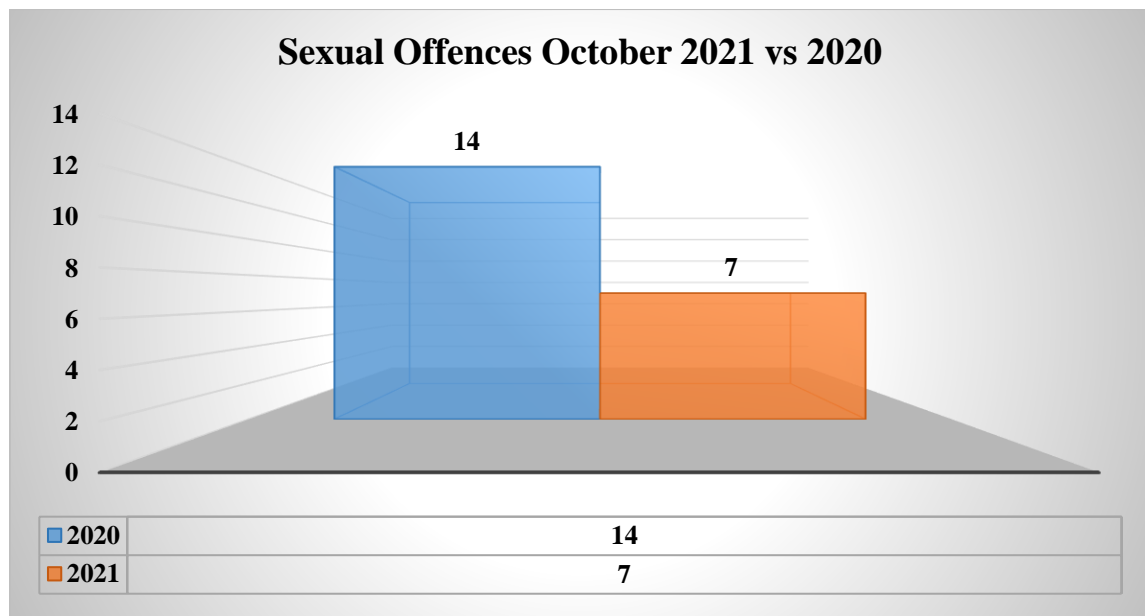
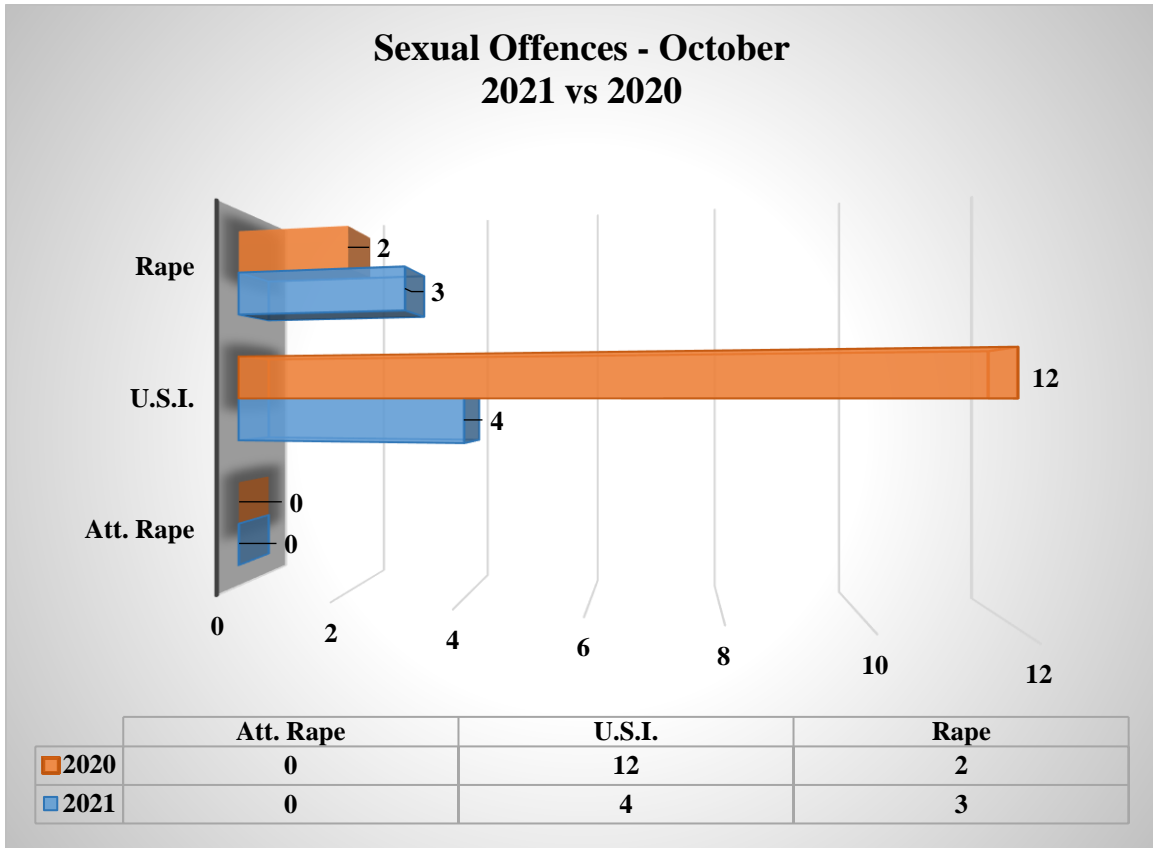




*N.B. These are preliminary figures and are subject to change. Research and Policy Branch, RBPF.*

### Sexual Offences

In October 2021, reports of sexual offences decreased by 50% with 7 incidents, compared to 14 over the same period in 2020. These offences include rape, unlawful sexual intercourse and attempted rape. (N.B. Unlawful sexual intercourse includes incest).

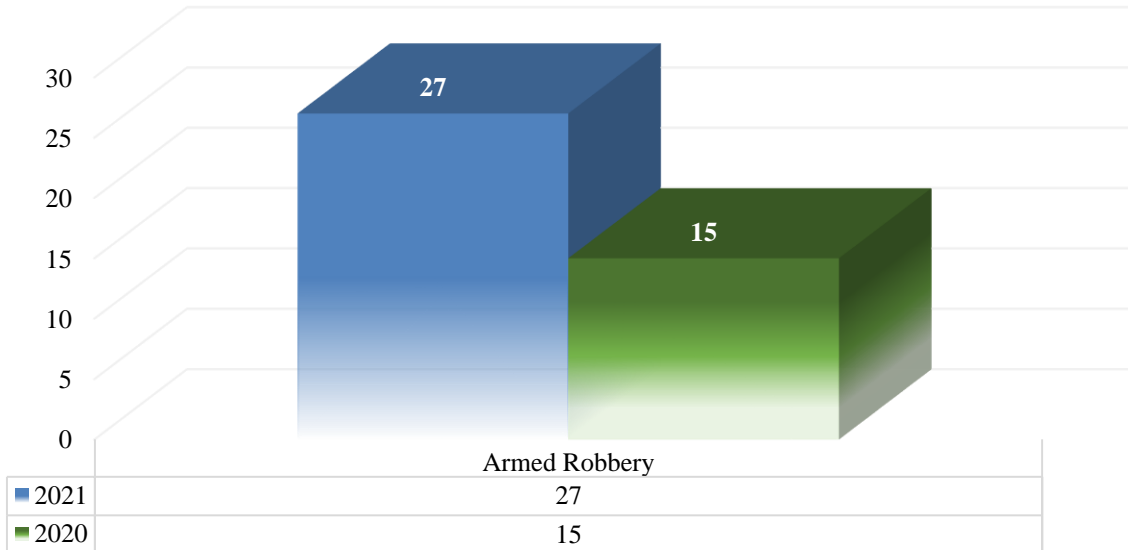


*N.B. These are preliminary figures and are subject to change. Research and Policy Branch, RBPF.*

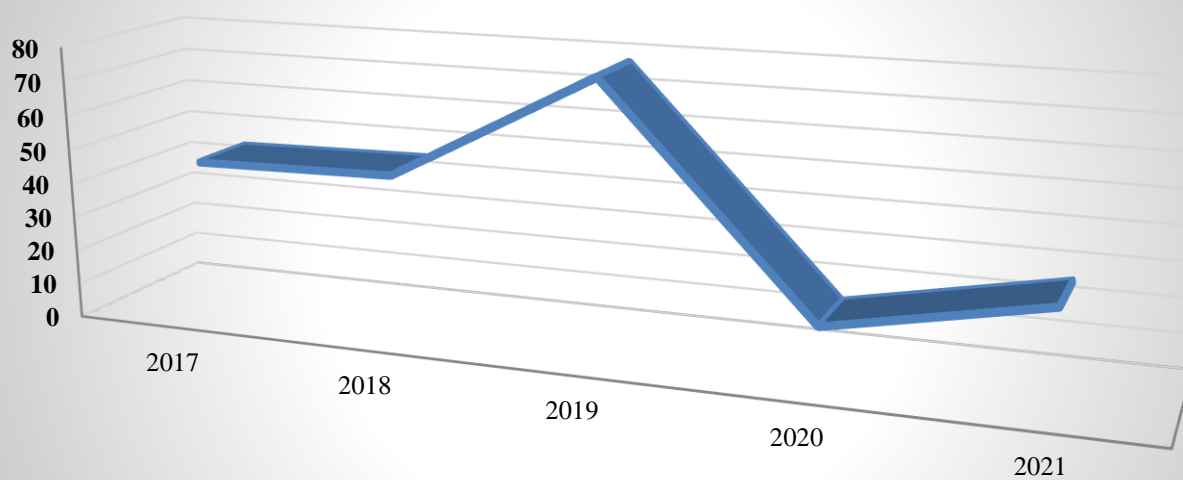
## Armed Robbery

In October 2021, armed robberies increased by 80% with 27 incidents, compared to 15 in 2020.

### Armed Robbery - October October 2021 vs 2020

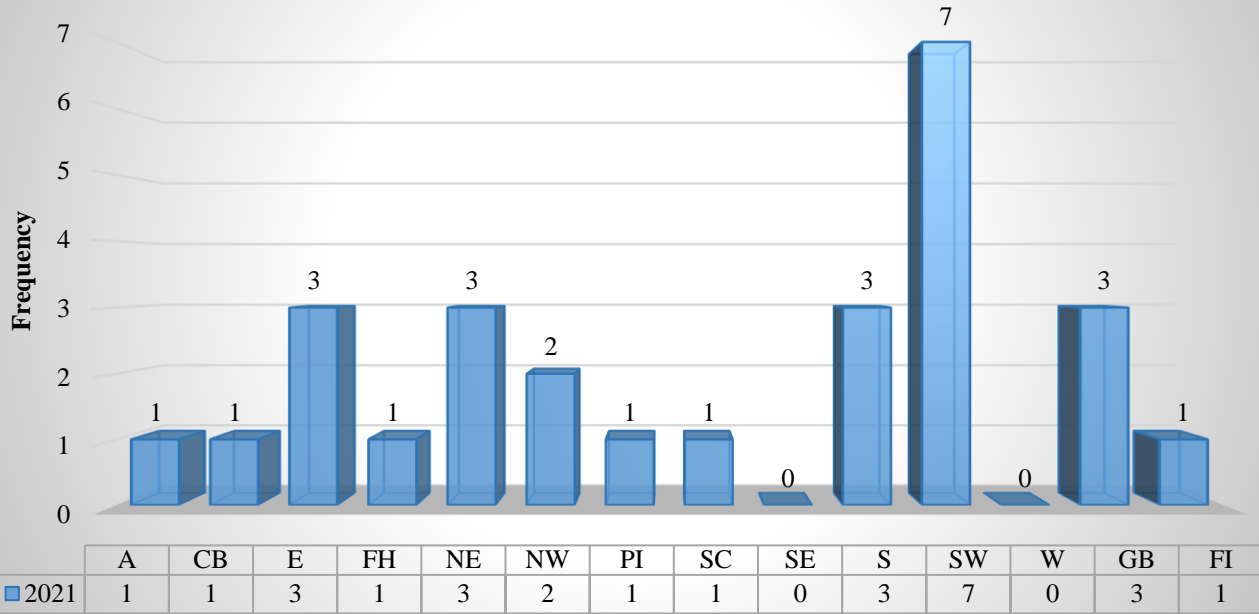


### Armed Robbery - October 2017 - 2021

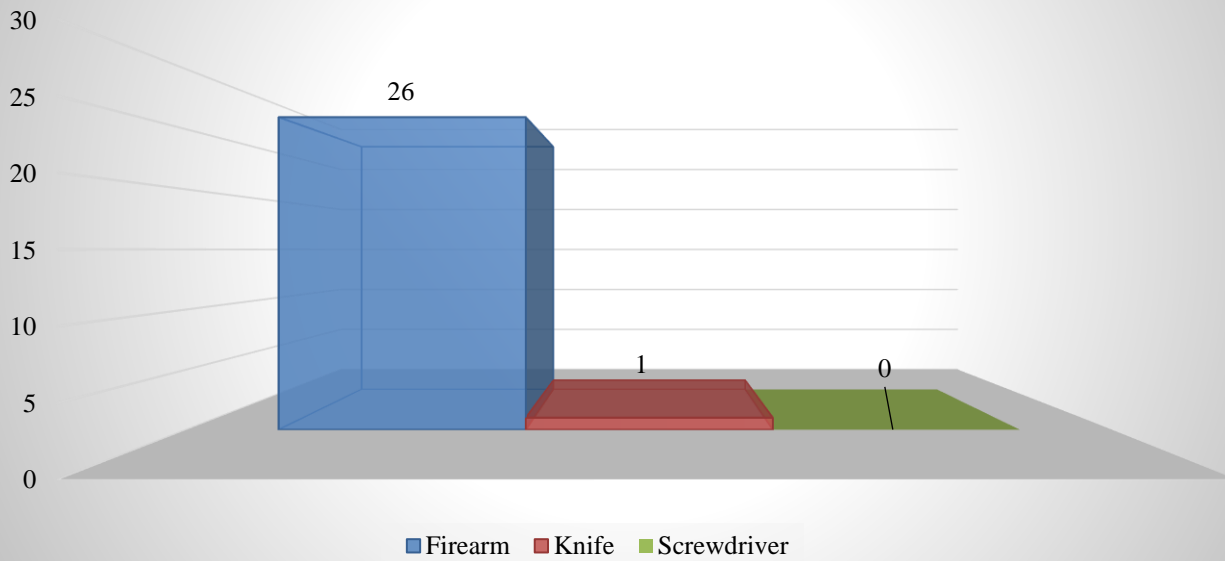


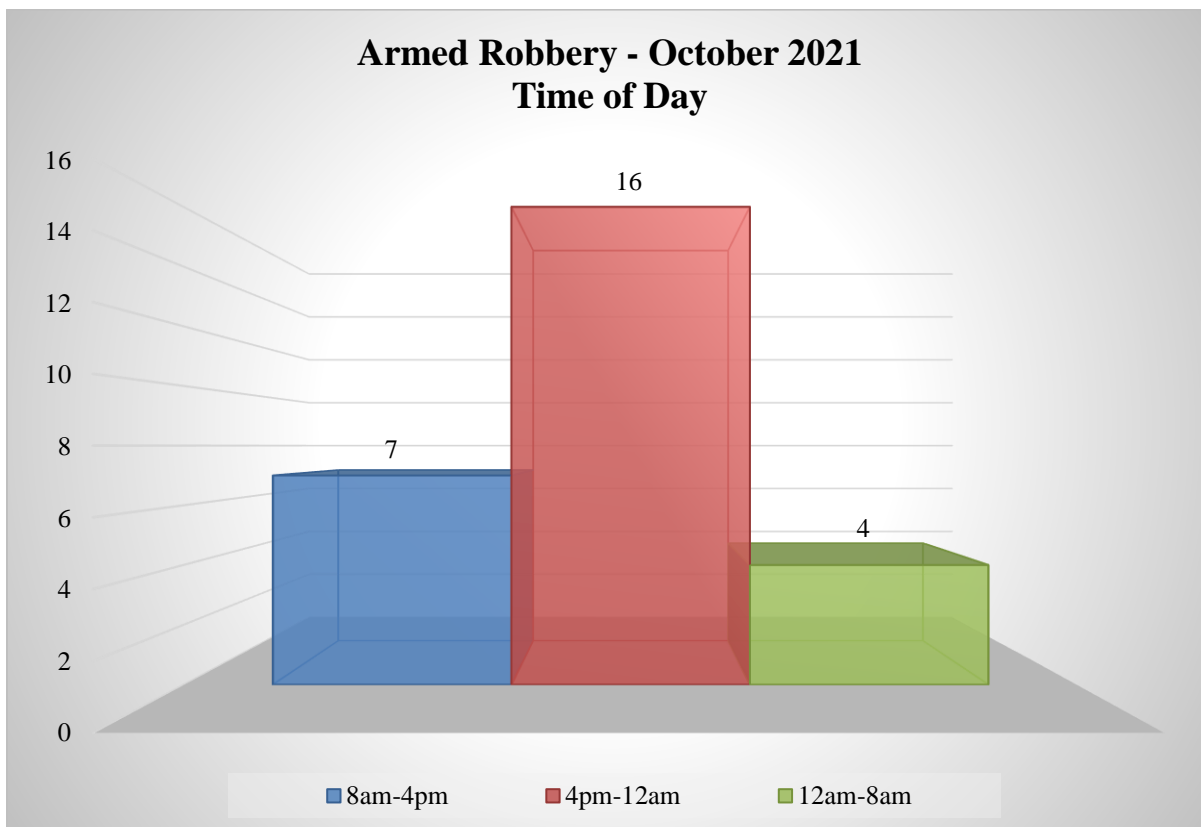
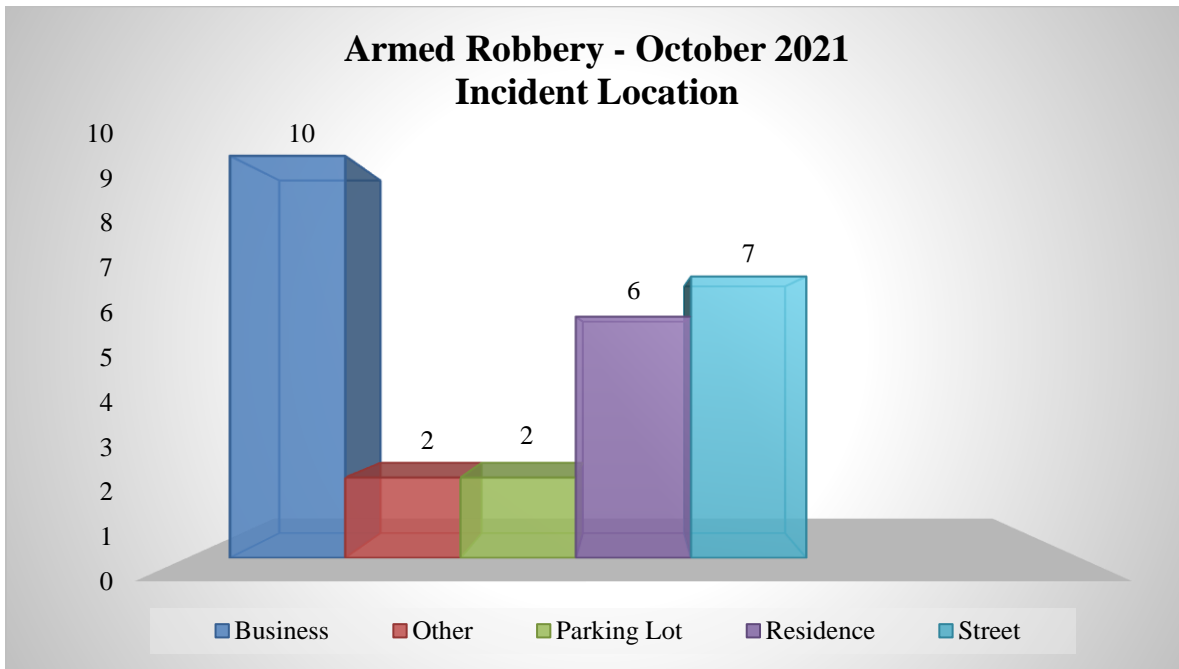
	2017	2018	2019	2020	2021
Armed Robbery	45	46	78	15	27

### Armed Robbery Police Divisions October 2021



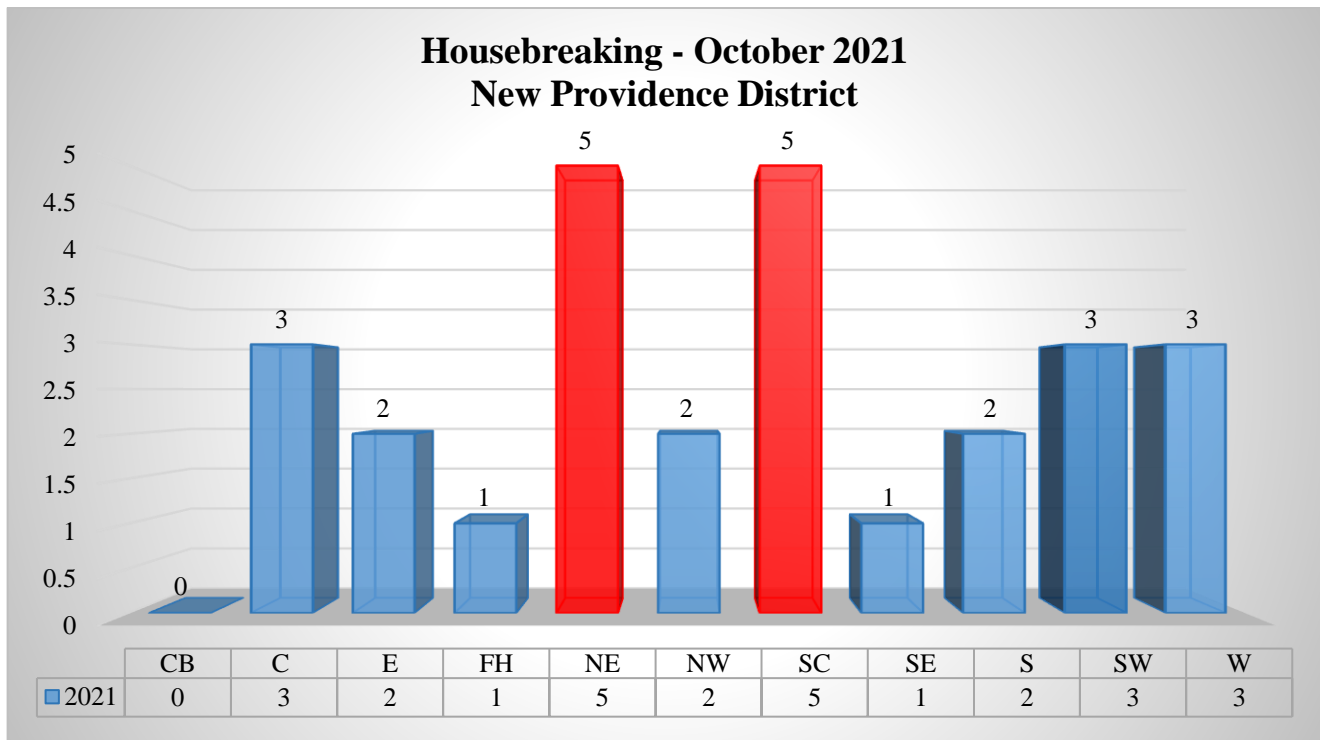
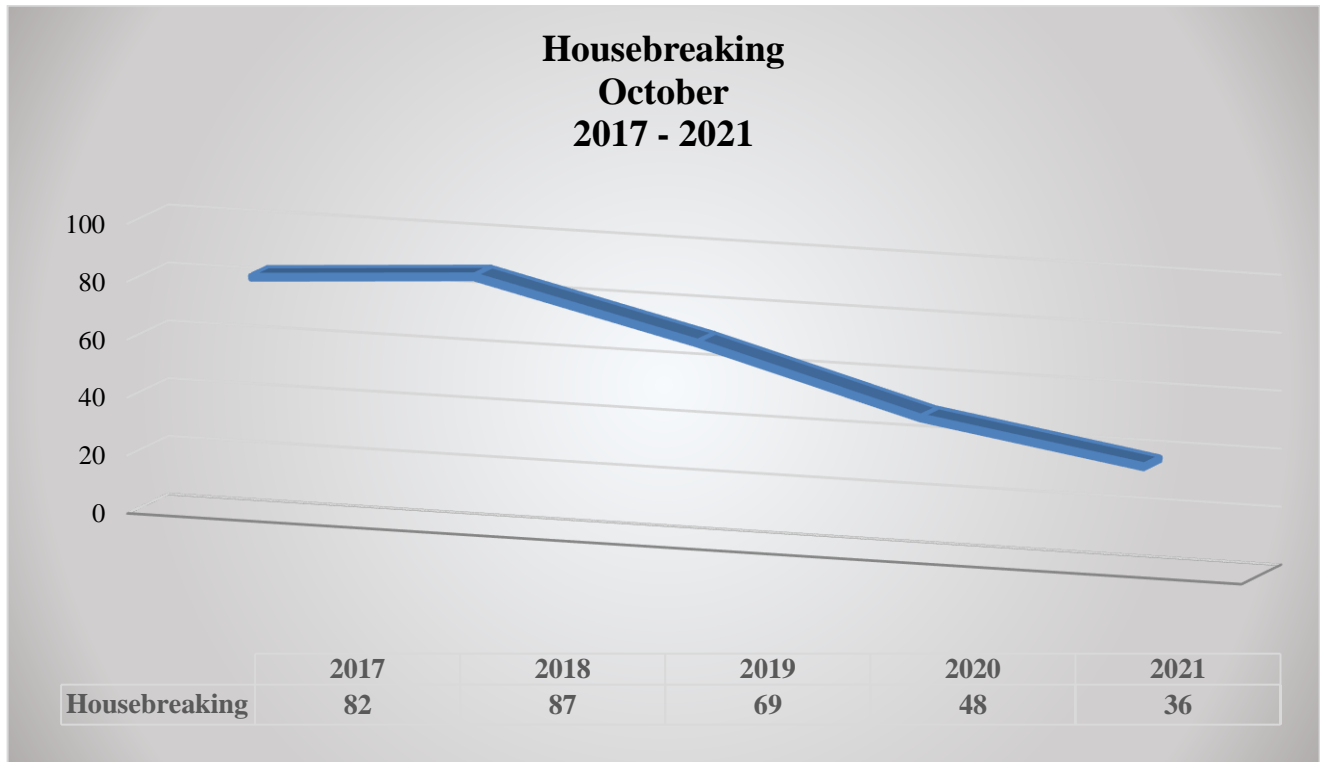
### Armed Robbery - Weapon Used October 2021



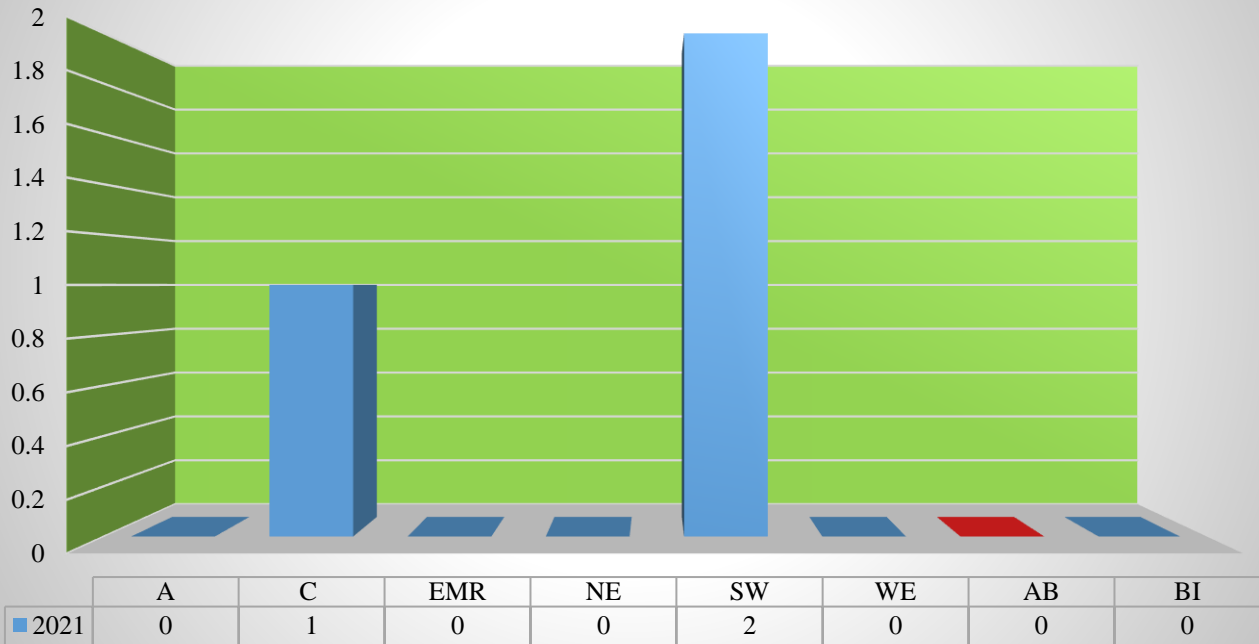


## Housebreaking

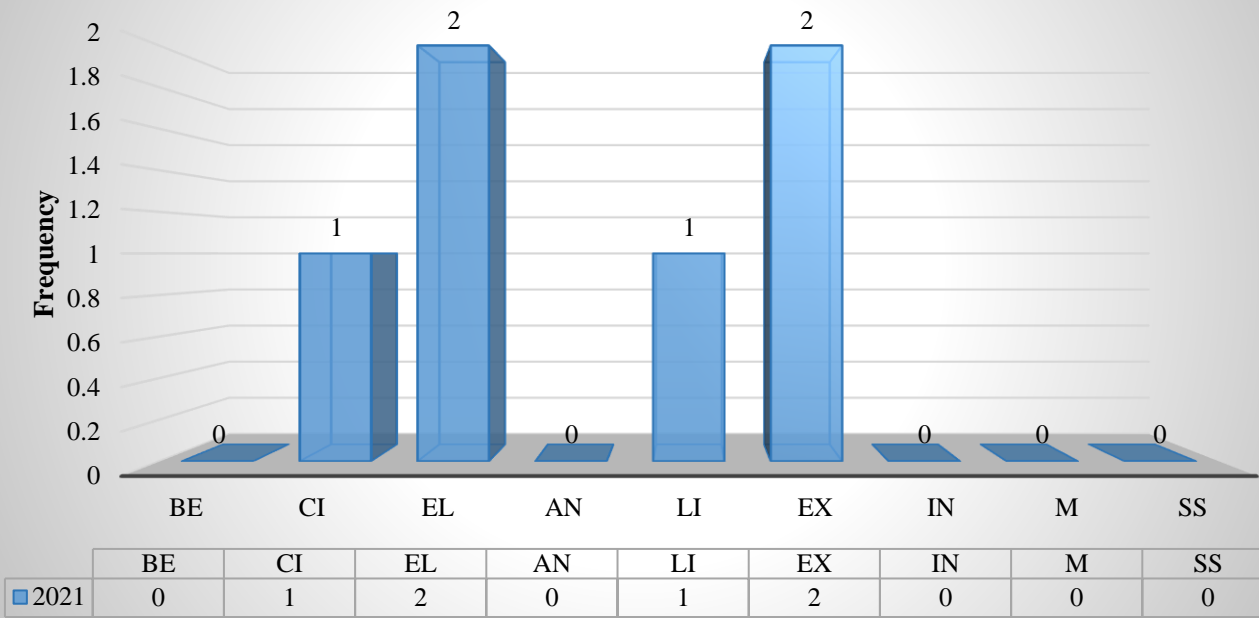
For October 2021, housebreakings decreased by 25%, with 36 incidents, compared to 48 over the same period in 2020. Based on preliminary figures, housebreakings were more likely to occur on a Tuesday and Wednesday than any other day of the week.



### Housebreaking - October 2021 Grand Bahama District



### Housebreaking - October 2021 Family Islands District

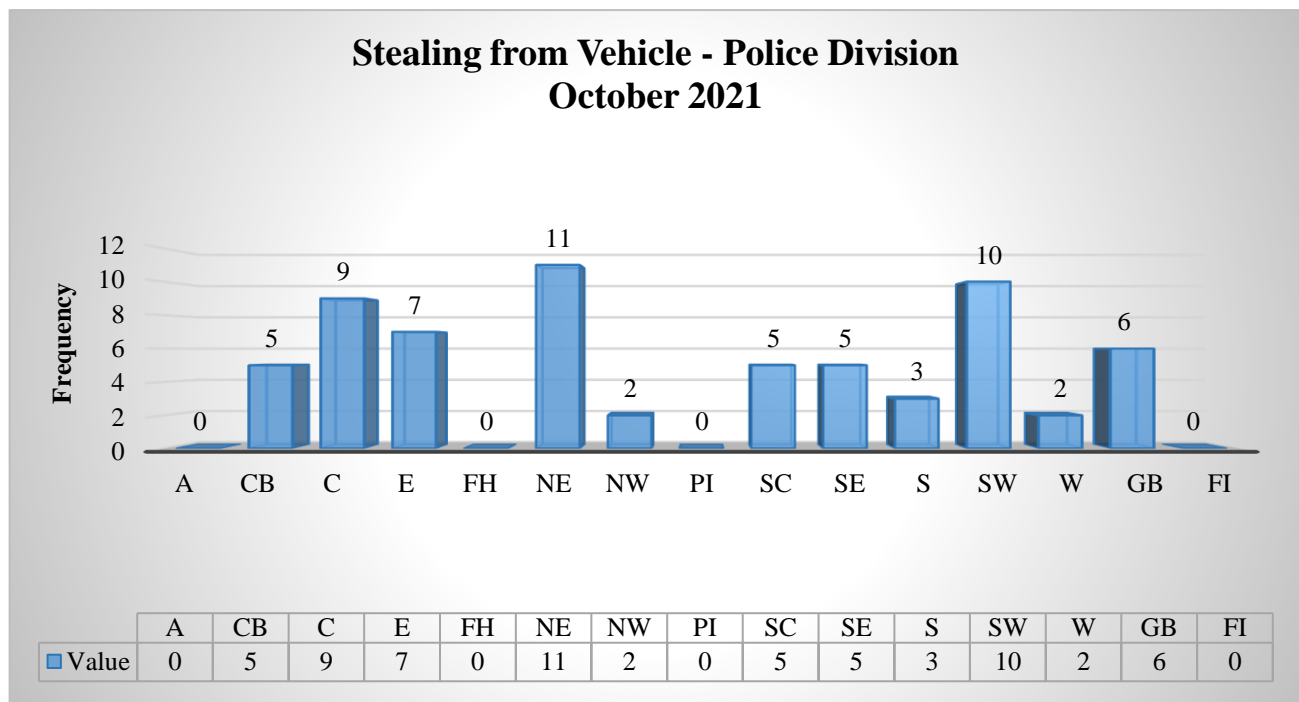
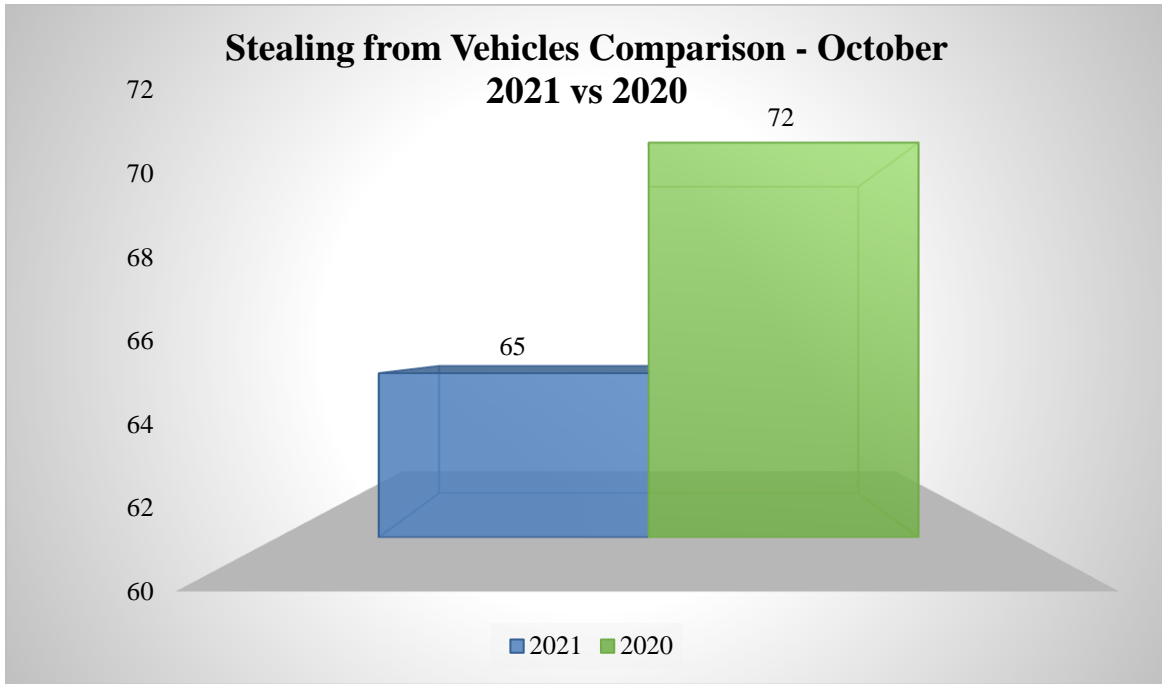


*N.B. These are preliminary figures and are subject to change. Research and Policy Branch, RBPF.*

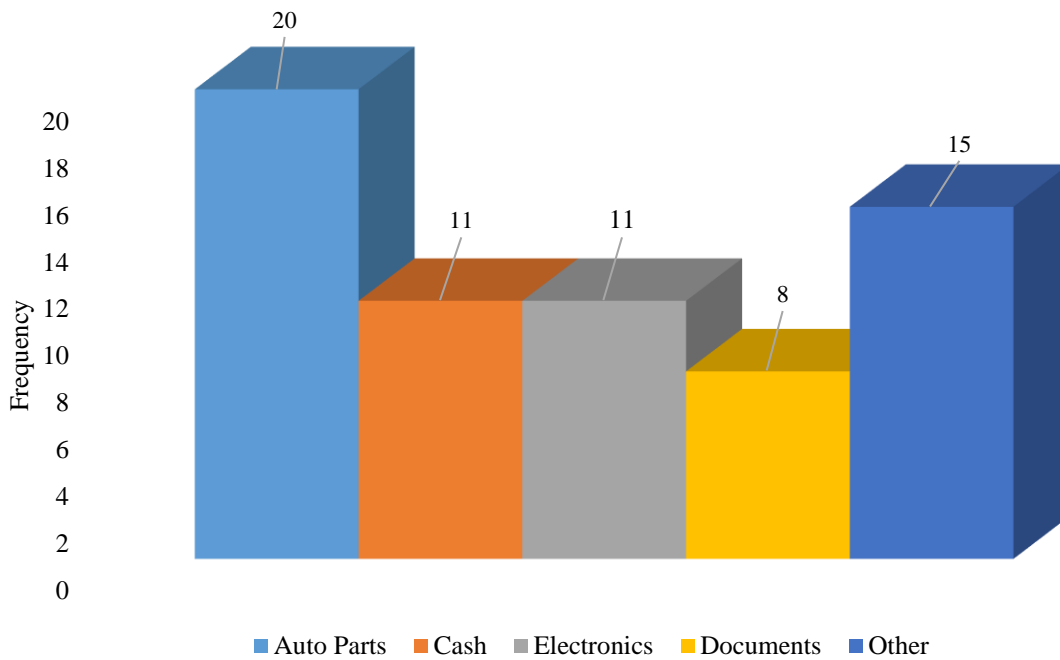


## Stealing from Vehicle

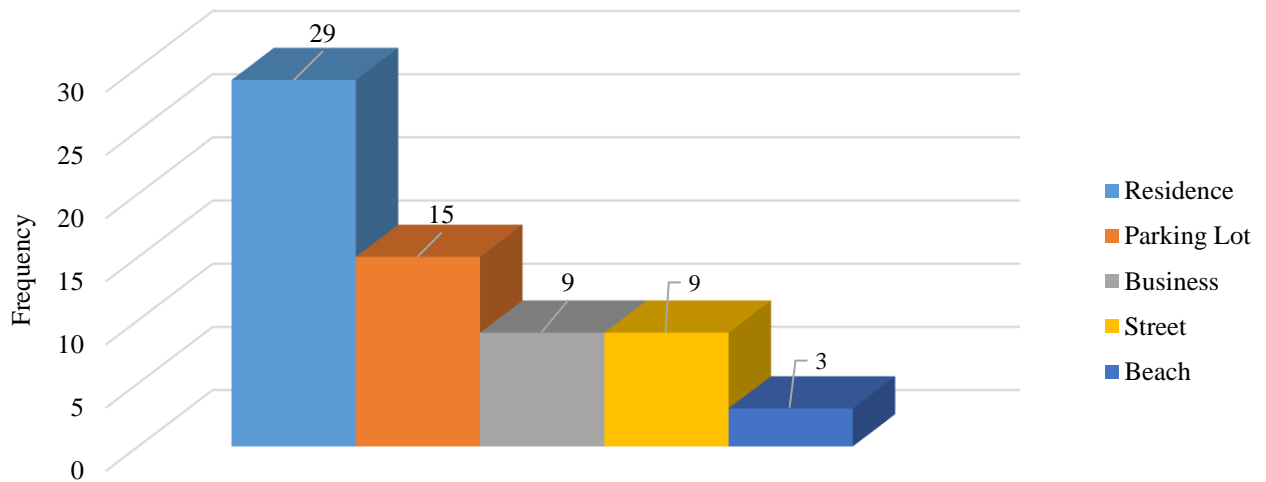
For the period in review, stealing from a vehicle decreased by 10%, with 65 incidents, compared to 72 over the same period in 2020. Items of choice stolen from vehicles mostly consisted of electronics, auto parts, cash and documents. Residences were the most targeted areas for this crime, representing 43% of stealing from vehicles. Stealing from vehicles were most prevalent in the Northeastern Division.



### Stealing from Vehicle - Items Stolen October 2021

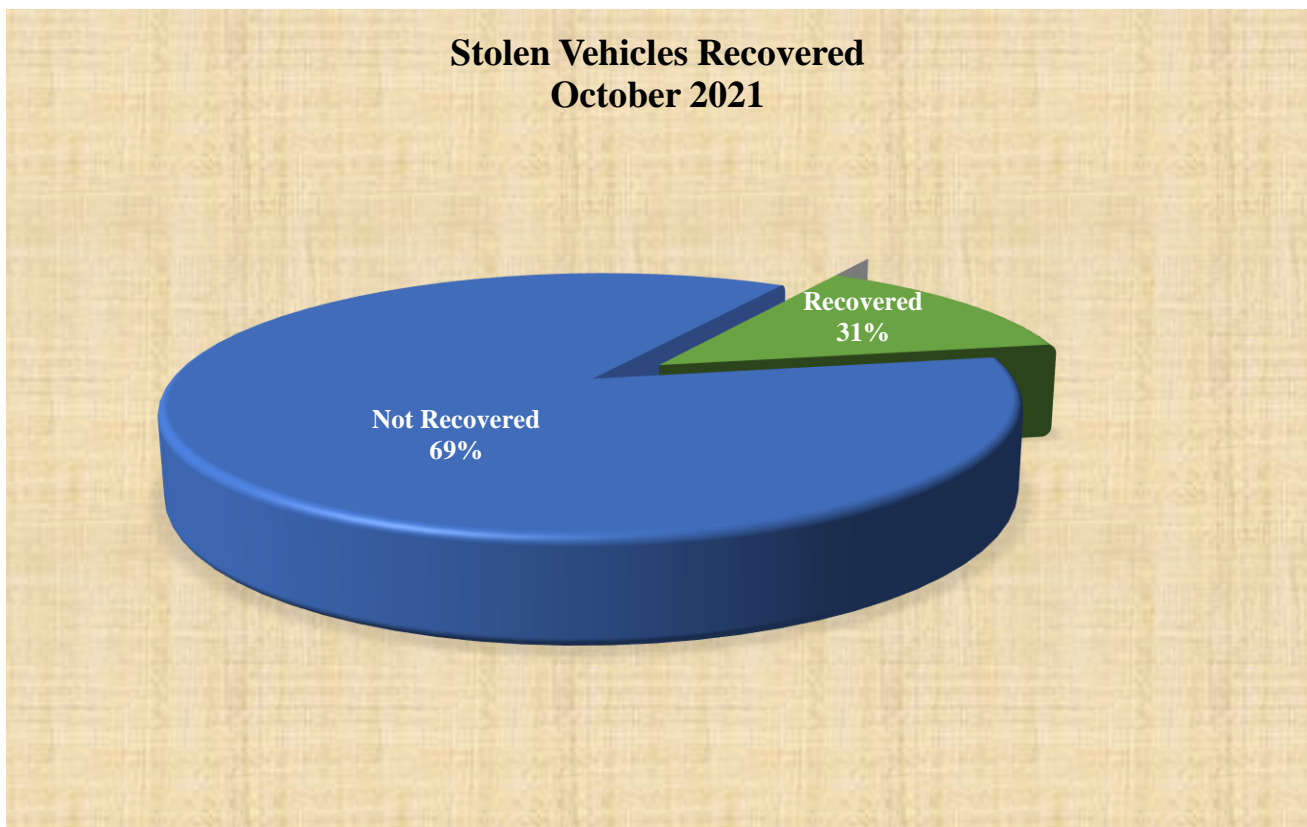
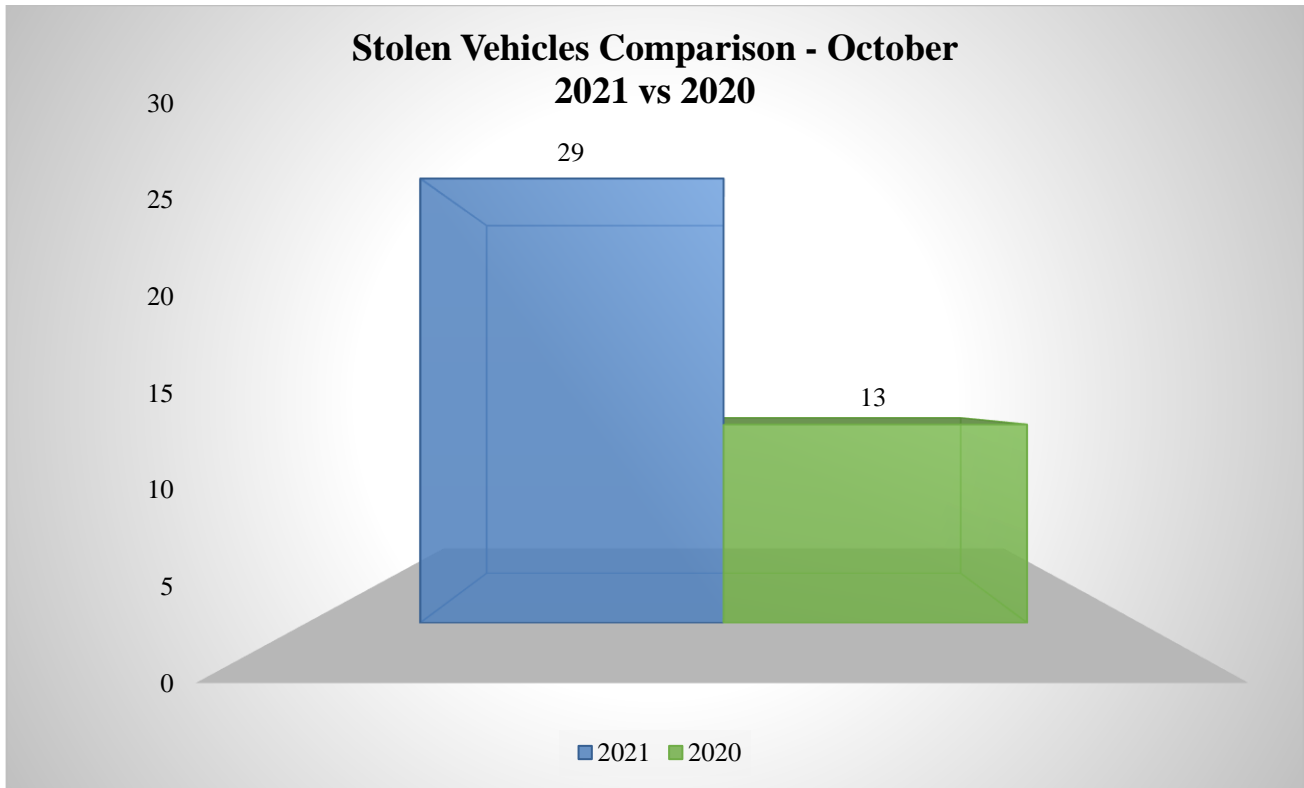


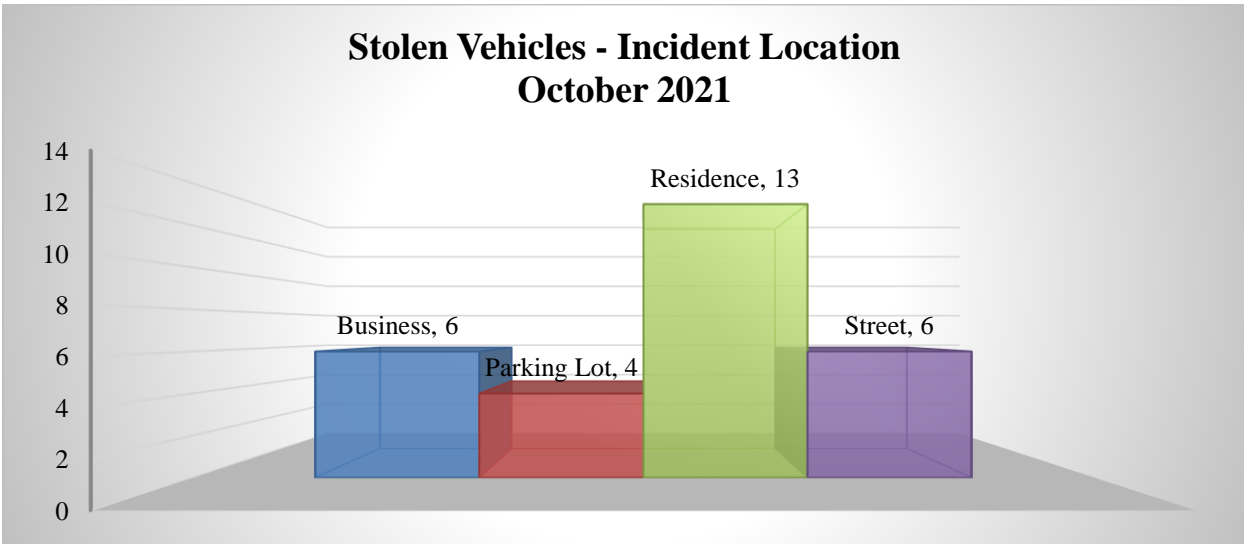
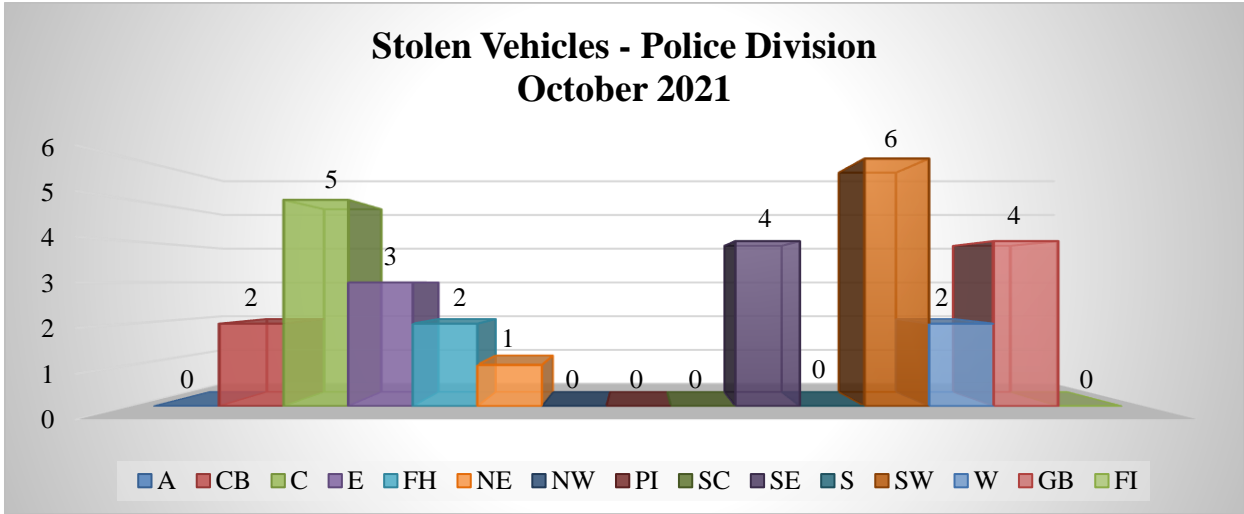
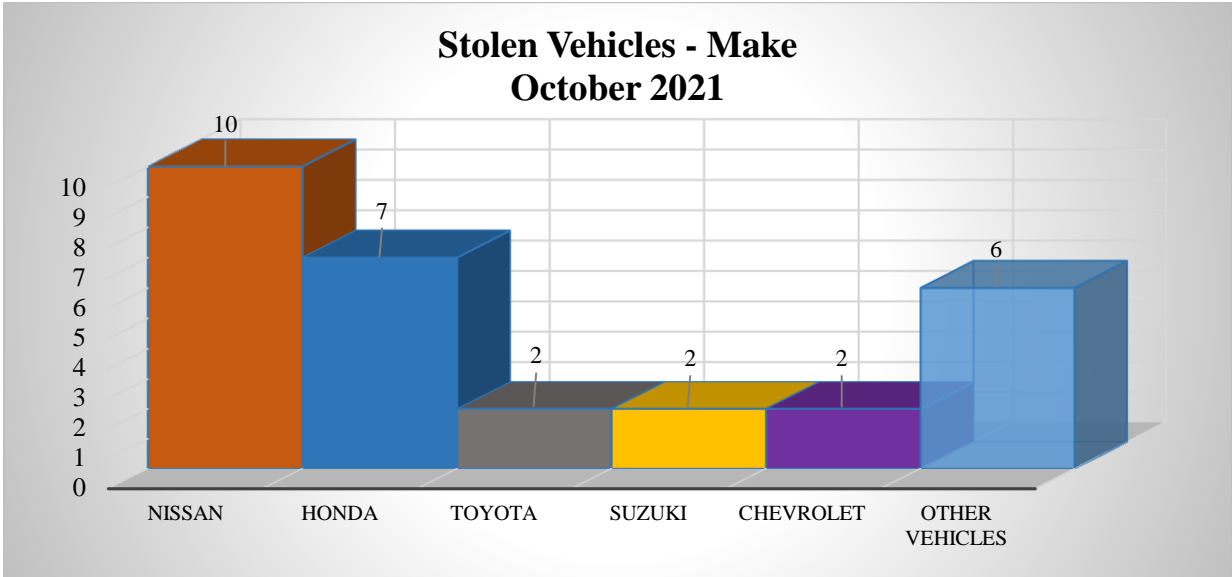
### Stealing from Vehicle - Location Type October 2021



## Stolen Vehicle

In October 2021, stolen vehicles increased by 123% with 29 incidents, compared to 13 over the same period in 2020. Nine (9) or 31% of vehicles stolen for the month were recovered.





*N.B. These are preliminary figures and are subject to change. Research and Policy Branch, RBPF.*

**New Providence District  
Reported Crime Statistics  
October  
2021 vs 2020**

<b>Crimes Against the Person</b>	<b>2021</b>	<b>2020</b>	<b>% CHANGE</b>
Murder	9	1	<b>800</b>
Attempted Murder	0	0	<b>0</b>
Manslaughter	2	0	<b>N/A</b>
Rape	2	1	<b>100</b>
Attempted Rape	0	0	<b>0</b>
Unlawful Sexual Intercourse	2	7	<b>-71</b>
Armed Robbery	23	14	<b>64</b>
Robbery	11	4	<b>175</b>
Attempted Robbery	2	1	<b>100</b>
<b>Sub-Total</b>	<b>51</b>	<b>28</b>	<b>82</b>
<b>Crimes Against the Property</b>	<b>2021</b>	<b>2020</b>	<b>% CHANGE</b>
Burglary	3	3	<b>0</b>
Housebreaking	27	38	<b>-29</b>
Shopbreaking	36	32	<b>13</b>
Stealing	67	49	<b>37</b>
Stealing from Vehicle	59	63	<b>-6</b>
Stolen Vehicle	25	11	<b>127</b>
<b>Sub-Total</b>	<b>217</b>	<b>196</b>	<b>11</b>
<b>Total</b>	<b>268</b>	<b>224</b>	<b>20</b>

**New Providence District  
Divisional Breakdown October 2021**

<b>Crimes Against the Person</b>	<b>A</b>	<b>CB</b>	<b>C</b>	<b>E</b>	<b>FH</b>	<b>NE</b>	<b>NW</b>	<b>PI</b>	<b>SC</b>	<b>SE</b>	<b>S</b>	<b>SW</b>	<b>W</b>	<b>Total</b>
Murder	0	0	3	0	0	2	0	0	0	1	1	2	0	9
Attempted Murder	0	0	0	0	0	0	0	0	0	0	0	0	0	0
Manslaughter	0	0	0	0	0	0	0	0	0	0	1	1	0	2
Rape	0	0	0	0	0	0	0	0	1	0	0	1	0	2
Attempted Rape	0	0	0	0	0	0	0	0	0	0	0	0	0	0
Unlawful Sex	0	0	0	0	0	0	0	0	1	1	0	0	0	2
Armed Robbery	1	1	0	3	1	3	2	1	1	0	3	7	0	23
Robbery	0	3	0	0	0	2	0	0	3	0	0	3	0	11
Attempted Robbery	0	0	0	0	0	0	0	0	0	0	0	2	0	2
<b>Sub Total</b>	<b>1</b>	<b>4</b>	<b>3</b>	<b>3</b>	<b>1</b>	<b>7</b>	<b>2</b>	<b>1</b>	<b>6</b>	<b>2</b>	<b>5</b>	<b>16</b>	<b>0</b>	<b>51</b>
<b>Crimes Against the Property</b>	<b>A</b>	<b>CB</b>	<b>C</b>	<b>E</b>	<b>FH</b>	<b>NE</b>	<b>NW</b>	<b>PI</b>	<b>SC</b>	<b>SE</b>	<b>S</b>	<b>SW</b>	<b>W</b>	<b>Total</b>
Burglary	0	2	0	0	0	0	0	0	1	0	0	0	0	3
Housebreaking	0	0	3	2	1	5	2	0	5	1	2	3	3	27
Shopbreaking	0	1	4	0	1	13	1	0	8	3	1	3	1	36
Stealing	1	7	4	5	7	12	5	1	6	6	2	5	6	67
Stealing from Vehicle	0	5	9	7	0	11	2	0	5	5	3	10	2	59
Stolen Vehicle	0	2	5	3	2	1	0	0	0	4	0	6	2	25
<b>Sub Total</b>	<b>1</b>	<b>17</b>	<b>25</b>	<b>17</b>	<b>11</b>	<b>42</b>	<b>10</b>	<b>1</b>	<b>25</b>	<b>19</b>	<b>8</b>	<b>27</b>	<b>14</b>	<b>217</b>
<b>TOTAL</b>	<b>2</b>	<b>21</b>	<b>28</b>	<b>20</b>	<b>12</b>	<b>49</b>	<b>12</b>	<b>2</b>	<b>31</b>	<b>21</b>	<b>13</b>	<b>43</b>	<b>14</b>	<b>268</b>

**National Reported Crimes  
New Providence District  
Airport Division  
October  
2021 vs 2020**

<b>Crimes Against the Person</b>	<b>2021</b>	<b>2020</b>	<b>% CHANGE</b>
Murder	0	0	<b>0</b>
Attempted Murder	0	0	<b>0</b>
Manslaughter	0	0	<b>0</b>
Rape	0	0	<b>0</b>
Attempted Rape	0	0	<b>0</b>
Unlawful Sexual Intercourse	0	0	<b>0</b>
Armed Robbery	<b>1</b>	0	<b>N/A</b>
Robbery	0	0	<b>0</b>
Attempted Robbery	0	0	<b>0</b>
<b>Sub-Total</b>	<b>1</b>	<b>0</b>	<b>N/A</b>
<b>Crimes Against the Property</b>	<b>2021</b>	<b>2020</b>	<b>% CHANGE</b>
Burglary	0	0	<b>0</b>
Housebreaking	0	0	<b>0</b>
Shopbreaking	0	0	<b>0</b>
Stealing	<b>1</b>	0	<b>N/A</b>
Stealing from Vehicle	0	0	<b>0</b>
Stolen Vehicle	0	0	<b>0</b>
<b>Sub-Total</b>	<b>1</b>	<b>0</b>	<b>N/A</b>
<b>Total</b>	<b>2</b>	<b>0</b>	<b>N/A</b>



**New Providence District  
Cable Beach Division  
October  
2021 vs 2020**

<b>Crimes Against the Person</b>	<b>2021</b>	<b>2020</b>	<b>% CHANGE</b>
Murder	0	0	0
Attempted Murder	0	0	0
Manslaughter	0	0	0
Rape	0	0	0
Attempted Rape	0	0	0
Unlawful Sexual Intercourse	0	0	0
Armed Robbery	1	0	N/A
Robbery	3	0	N/A
Attempted Robbery	0	0	0
<b>Sub-Total</b>	<b>4</b>	<b>0</b>	<b>N/A</b>
<b>Crimes Against the Property</b>	<b>2021</b>	<b>2020</b>	<b>% CHANGE</b>
Burglary	2	0	N/A
Housebreaking	0	5	N/A
Shopbreaking	1	0	N/A
Stealing	7	7	0
Stealing from Vehicle	5	3	67
Stolen Vehicle	2	1	100
<b>Sub-Total</b>	<b>17</b>	<b>16</b>	<b>6</b>
<b>Total</b>	<b>21</b>	<b>16</b>	<b>31</b>

**New Providence District  
Central Division  
October  
2021 vs 2020**

<b>Crimes Against the Person</b>	<b>2021</b>	<b>2020</b>	<b>% CHANGE</b>
Murder	3	0	<b>N/A</b>
Attempted Murder	0	0	<b>0</b>
Manslaughter	0	0	<b>0</b>
Rape	0	0	<b>0</b>
Attempted Rape	0	0	<b>0</b>
Unlawful Sexual Intercourse	0	0	<b>0</b>
Armed Robbery	0	0	<b>0</b>
Robbery	0	0	<b>0</b>
Attempted Robbery	0	0	<b>0</b>
<b>Sub-Total</b>	<b>3</b>	<b>0</b>	<b>N/A</b>
<b>Crimes Against the Property</b>	<b>2021</b>	<b>2020</b>	<b>% CHANGE</b>
Burglary	0	0	<b>0</b>
Housebreaking	3	1	<b>200</b>
Shopbreaking	4	3	<b>33</b>
Stealing	4	1	<b>300</b>
Stealing from Vehicle	9	3	<b>200</b>
Stolen Vehicle	5	1	<b>400</b>
<b>Sub-Total</b>	<b>25</b>	<b>9</b>	<b>178</b>
<b>Total</b>	<b>28</b>	<b>9</b>	<b>211</b>

**New Providence District  
Eastern Division  
October  
2021 vs 2020**

<b>Crimes Against the Person</b>	<b>2021</b>	<b>2020</b>	<b>% CHANGE</b>
Murder	0	0	0
Attempted Murder	0	0	0
Manslaughter	0	0	0
Rape	0	0	0
Attempted Rape	0	0	0
Unlawful Sexual Intercourse	0	2	N/A
Armed Robbery	3	1	200
Robbery	0	0	0
Attempted Robbery	0	0	0
<b>Sub-Total</b>	<b>3</b>	<b>3</b>	<b>0</b>
<b>Crimes Against the Property</b>	<b>2021</b>	<b>2020</b>	<b>% CHANGE</b>
Burglary	0	0	0
Housebreaking	2	6	-67
Shopbreaking	0	2	N/A
Stealing	5	2	150
Stealing from Vehicle	7	6	17
Stolen Vehicle	3	1	200
<b>Sub-Total</b>	<b>17</b>	<b>17</b>	<b>0</b>
<b>Total</b>	<b>20</b>	<b>20</b>	<b>0</b>

**New Providence District  
Fox Hill Division  
October  
2021 vs 2020**

<b>Crimes Against the Person</b>	<b>2021</b>	<b>2020</b>	<b>% CHANGE</b>
Murder	0	0	0
Attempted Murder	0	0	0
Manslaughter	0	0	0
Rape	0	0	0
Attempted Rape	0	0	0
Unlawful Sexual Intercourse	0	1	N/A
Armed Robbery	1	0	N/A
Robbery	0	0	0
Attempted Robbery	0	0	0
<b>Sub-Total</b>	<b>1</b>	<b>1</b>	<b>0</b>
<b>Crimes Against the Property</b>	<b>2021</b>	<b>2020</b>	<b>% CHANGE</b>
Burglary	0	0	0
Housebreaking	1	4	-75
Shopbreaking	1	1	0
Stealing	7	2	250
Stealing from Vehicle	0	4	N/A
Stolen Vehicle	2	0	N/A
<b>Sub-Total</b>	<b>11</b>	<b>11</b>	<b>0</b>
<b>Total</b>	<b>12</b>	<b>12</b>	<b>0</b>

**New Providence District  
Northeastern Division  
October  
2021 vs 2020**

<b>Crimes Against the Person</b>	<b>2021</b>	<b>2020</b>	<b>% CHANGE</b>
Murder	2	0	N/A
Attempted Murder	0	0	0
Manslaughter	0	0	0
Rape	0	0	0
Attempted Rape	0	0	0
Unlawful Sexual Intercourse	0	0	0
Armed Robbery	3	1	200
Robbery	2	2	0
Attempted Robbery	0	0	0
<b>Sub-Total</b>	<b>7</b>	<b>3</b>	<b>133</b>
<b>Crimes Against the Property</b>	<b>2021</b>	<b>2020</b>	<b>% CHANGE</b>
Burglary	0	0	0
Housebreaking	5	4	25
Shopbreaking	13	6	117
Stealing	12	8	50
Stealing from Vehicle	11	9	22
Stolen Vehicle	1	0	N/A
<b>Sub-Total</b>	<b>42</b>	<b>27</b>	<b>56</b>
<b>Total</b>	<b>49</b>	<b>30</b>	<b>63</b>

**New Providence District  
Northwestern Division  
October  
2021 vs 2020**

<b>Crimes Against the Person</b>	<b>2021</b>	<b>2020</b>	<b>% CHANGE</b>
Murder	0	0	0
Attempted Murder	0	0	0
Manslaughter	0	0	0
Rape	0	0	0
Attempted Rape	0	0	0
Unlawful Sexual Intercourse	0	0	0
Armed Robbery	2	1	<b>100</b>
Robbery	0	0	0
Attempted Robbery	0	0	0
<b>Sub-Total</b>	<b>2</b>	<b>1</b>	<b>100</b>
<b>Crimes Against the Property</b>	<b>2021</b>	<b>2020</b>	<b>% CHANGE</b>
Burglary	0	1	<b>N/A</b>
Housebreaking	2	2	<b>0</b>
Shopbreaking	1	2	<b>-50</b>
Stealing	5	1	<b>400</b>
Stealing from Vehicle	2	1	<b>100</b>
Stolen Vehicle	0	0	0
<b>Sub-Total</b>	<b>10</b>	<b>7</b>	<b>43</b>
<b>Total</b>	<b>12</b>	<b>8</b>	<b>50</b>

**New Providence District  
Paradise Island Division  
October  
2021 vs 2020**

<b>Crimes Against the Person</b>	<b>2021</b>	<b>2020</b>	<b>% CHANGE</b>
Murder	0	0	0
Attempted Murder	0	0	0
Manslaughter	0	0	0
Rape	0	0	0
Attempted Rape	0	0	0
Unlawful Sexual Intercourse	0	0	0
Armed Robbery	1	0	N/A
Robbery	0	0	0
Attempted Robbery	0	0	0
<b>Sub-Total</b>	<b>1</b>	<b>0</b>	<b>N/A</b>
<b>Crimes Against the Property</b>	<b>2021</b>	<b>2020</b>	<b>% CHANGE</b>
Burglary	0	0	0
Housebreaking	0	0	0
Shopbreaking	0	1	N/A
Stealing	1	0	N/A
Stealing from Vehicle	0	0	0
Stolen Vehicle	0	0	0
<b>Sub-Total</b>	<b>1</b>	<b>1</b>	<b>0</b>
<b>Total</b>	<b>2</b>	<b>1</b>	<b>100</b>



**New Providence District  
South Central Division  
October  
2021 vs 2020**

<b>Crimes Against the Person</b>	<b>2021</b>	<b>2020</b>	<b>% CHANGE</b>
Murder	0	0	0
Attempted Murder	0	0	0
Manslaughter	0	0	0
Rape	1	0	<b>N/A</b>
Attempted Rape	0	0	0
Unlawful Sexual Intercourse	1	0	<b>N/A</b>
Armed Robbery	1	4	<b>-75</b>
Robbery	3	1	<b>200</b>
Attempted Robbery	0	0	0
<b>Sub-Total</b>	<b>6</b>	<b>5</b>	<b>20</b>
<b>Crimes Against the Property</b>	<b>2021</b>	<b>2020</b>	<b>% CHANGE</b>
Burglary	1	0	<b>N/A</b>
Housebreaking	5	5	0
Shopbreaking	8	4	<b>100</b>
Stealing	6	5	<b>20</b>
Stealing from Vehicle	5	3	<b>67</b>
Stolen Vehicle	0	2	<b>N/A</b>
<b>Sub-Total</b>	<b>25</b>	<b>19</b>	<b>32</b>
<b>Total</b>	<b>31</b>	<b>24</b>	<b>29</b>

**New Providence District  
Southeastern Division  
October  
2021 vs 2020**

<b>Crimes Against the Person</b>	<b>2021</b>	<b>2020</b>	<b>% CHANGE</b>
Murder	1	0	N/A
Attempted Murder	0	0	0
Manslaughter	0	0	0
Rape	0	1	N/A
Attempted Rape	0	0	0
Unlawful Sexual Intercourse	1	2	-50
Armed Robbery	0	2	N/A
Robbery	0	0	0
Attempted Robbery	0	1	N/A
<b>Sub-Total</b>	<b>2</b>	<b>6</b>	<b>-67</b>
<b>Crimes Against the Property</b>	<b>2021</b>	<b>2020</b>	<b>% CHANGE</b>
Burglary	0	1	N/A
Housebreaking	1	8	-88
Shopbreaking	3	2	50
Stealing	6	9	-33
Stealing from Vehicle	5	20	-75
Stolen Vehicle	4	3	33
<b>Sub-Total</b>	<b>19</b>	<b>43</b>	<b>-56</b>
<b>Total</b>	<b>21</b>	<b>49</b>	<b>-57</b>

**New Providence District  
Southern Division  
October  
2021 vs 2020**

<b>Crimes Against the Person</b>	<b>2021</b>	<b>2020</b>	<b>% CHANGE</b>
Murder	1	1	0
Attempted Murder	0	0	0
Manslaughter	1	0	N/A
Rape	0	0	0
Attempted Rape	0	0	0
Unlawful Sexual Intercourse	0	0	0
Armed Robbery	3	4	-25
Robbery	0	1	N/A
Attempted Robbery	0	0	0
<b>Sub-Total</b>	<b>5</b>	<b>6</b>	<b>-17</b>
<b>Crimes Against the Property</b>	<b>2021</b>	<b>2020</b>	<b>% CHANGE</b>
Burglary	0	0	0
Housebreaking	2	0	N/A
Shopbreaking	1	4	-75
Stealing	2	3	-33
Stealing from Vehicle	3	4	-25
Stolen Vehicle	0	0	0
<b>Sub-Total</b>	<b>8</b>	<b>11</b>	<b>-27</b>
<b>Total</b>	<b>13</b>	<b>17</b>	<b>-24</b>

**New Providence District  
Southwestern Division  
October  
2021 vs 2020**

<b>Crimes Against the Person</b>	<b>2021</b>	<b>2020</b>	<b>% CHANGE</b>
Murder	2	0	N/A
Attempted Murder	0	0	0
Manslaughter	1	0	N/A
Rape	1	0	N/A
Attempted Rape	0	0	0
Unlawful Sexual Intercourse	0	2	N/A
Armed Robbery	7	1	600
Robbery	3	0	N/A
Attempted Robbery	2	0	N/A
<b>Sub-Total</b>	<b>16</b>	<b>3</b>	<b>433</b>
<b>Crimes Against the Property</b>	<b>2021</b>	<b>2020</b>	<b>% CHANGE</b>
Burglary	0	0	0
Housebreaking	7	3	133
Shopbreaking	1	3	-67
Stealing	5	13	-62
Stealing from Vehicle	8	9	-11
Stolen Vehicle	6	6	0
<b>Sub-Total</b>	<b>27</b>	<b>34</b>	<b>-21</b>
<b>Total</b>	<b>43</b>	<b>37</b>	<b>16</b>

**New Providence District  
Western Division  
October  
2021 vs 2020**

<b>Crimes Against the Person</b>	<b>2021</b>	<b>2020</b>	<b>% CHANGE</b>
Murder	0	0	0
Attempted Murder	0	0	0
Manslaughter	0	0	0
Rape	0	0	0
Attempted Rape	0	0	0
Unlawful Sexual Intercourse	0	0	0
Armed Robbery	0	0	0
Robbery	0	0	0
Attempted Robbery	0	0	0
<b>Sub-Total</b>	<b>0</b>	<b>0</b>	<b>0</b>
<b>Crimes Against the Property</b>	<b>2021</b>	<b>2020</b>	<b>% CHANGE</b>
Burglary	0	0	0
Housebreaking	3	0	N/A
Shopbreaking	1	2	-50
Stealing	6	3	100
Stealing from Vehicle	2	3	-33
Stolen Vehicle	2	0	N/A
<b>Sub-Total</b>	<b>14</b>	<b>8</b>	<b>75</b>
<b>Total</b>	<b>14</b>	<b>8</b>	<b>75</b>

**Grand Bahama & Northern Bahamas District (Abaco & Bimini)**  
**Reported Crime Statistics**  
**October**  
**2021 vs 2020**

<b>Crimes Against the Person</b>	<b>2021</b>	<b>2020</b>	<b>% CHANGE</b>
Murder	1	0	<b>N/A</b>
Attempted Murder	0	0	<b>0</b>
Manslaughter	0	0	<b>0</b>
Rape	1	1	<b>0</b>
Attempted Rape	0	0	<b>0</b>
Unlawful Sexual Intercourse	1	3	<b>-67</b>
Armed Robbery	3	0	<b>N/A</b>
Robbery	0	0	<b>0</b>
Attempted Robbery	0	0	<b>0</b>
<b>Sub-Total</b>	<b>6</b>	<b>4</b>	<b>50</b>
<b>Crimes Against the Property</b>	<b>2021</b>	<b>2020</b>	<b>% CHANGE</b>
Burglary	0	0	<b>0</b>
Housebreaking	3	3	<b>0</b>
Shopbreaking	9	4	<b>125</b>
Stealing	26	21	<b>24</b>
Stealing from Vehicle	6	8	<b>-25</b>
Stolen Vehicle	4	2	<b>100</b>
<b>Sub-Total</b>	<b>48</b>	<b>38</b>	<b>26</b>
<b>Total</b>	<b>54</b>	<b>42</b>	<b>29</b>

**Grand Bahama & Northern Bahamas District (Abaco & Bimini)**  
**Reported Crime Statistics**  
**Divisional Breakdown October 2021**

<b>Crimes Against the Person</b>	<b>A</b>	<b>C</b>	<b>EMR</b>	<b>NE</b>	<b>SW</b>	<b>WE</b>	<b>AB GBNB</b>	<b>BI GBNB</b>	<b>Total</b>
Murder	0	0	1	0	0	0	0	0	1
Attempted Murder	0	0	0	0	0	0	0	0	0
Manslaughter	0	0	0	0	0	0	0	0	0
Rape	0	0	0	0	0	0	0	1	1
Attempted Rape	0	0	0	0	0	0	0	0	0
Unlawful Sex	0	1	0	0	0	0	0	0	1
Armed Robbery	0	1	0	0	2	0	0	0	3
Robbery	0	0	0	0	0	0	0	0	0
Attempted Robbery	0	0	0	0	0	0	0	0	0
<b>Sub Total</b>	<b>0</b>	<b>2</b>	<b>1</b>	<b>0</b>	<b>2</b>	<b>0</b>	<b>0</b>	<b>1</b>	<b>6</b>
<b>Crimes Against the Property</b>	<b>A</b>	<b>C</b>	<b>EMR</b>	<b>NE</b>	<b>SW</b>	<b>WE</b>	<b>AB</b>	<b>BI</b>	<b>Total</b>
Burglary	0	0	0	0	0	0	0	0	0
Housebreaking	0	1	0	0	2	0	0	0	3
Shopbreaking	0	5	1	0	3	0	0	0	9
Stealing	0	6	1	2	7	0	10	0	26
Stealing from Vehicle	0	2	0	0	4	0	0	0	6
Stolen Vehicle	0	1	0	0	2	0	1	0	4
<b>Sub Total</b>	<b>0</b>	<b>15</b>	<b>2</b>	<b>2</b>	<b>18</b>	<b>0</b>	<b>11</b>	<b>0</b>	<b>48</b>
<b>TOTAL</b>	<b>0</b>	<b>17</b>	<b>3</b>	<b>2</b>	<b>20</b>	<b>0</b>	<b>11</b>	<b>1</b>	<b>54</b>



**Grand Bahama & Northern Bahamas District (Abaco & Bimini)**  
**Reported Crime Statistics**  
**Airport Division**  
**October 2021 vs 2020**

<b>Crimes Against the Person</b>	<b>2021</b>	<b>2020</b>	<b>% CHANGE</b>
Murder	0	0	0
Attempted Murder	0	0	0
Manslaughter	0	0	0
Rape	0	0	0
Attempted Rape	0	0	0
Unlawful Sexual Intercourse	0	0	0
Armed Robbery	0	0	0
Robbery	0	0	0
Attempted Robbery	0	0	0
<b>Sub-Total</b>	<b>0</b>	<b>0</b>	<b>0</b>
<b>Crimes Against the Property</b>	<b>2021</b>	<b>2020</b>	<b>Total</b>
Burglary	0	0	0
Housebreaking	0	0	0
Shopbreaking	0	0	0
Stealing	0	1	N/A
Stealing from Vehicle	0	0	0
Stolen Vehicle	0	0	0
<b>Sub-Total</b>	<b>0</b>	<b>1</b>	<b>N/A</b>
<b>Total</b>	<b>0</b>	<b>1</b>	<b>N/A</b>

**Grand Bahama & Northern Bahamas District (Abaco & Bimini)**  
**Reported Crime Statistics**  
**Central Division**  
**October 2021 vs 2020**

<b>Crimes Against the Person</b>	<b>2021</b>	<b>2020</b>	<b>% CHANGE</b>
Murder	0	0	0
Attempted Murder	0	0	0
Manslaughter	0	0	0
Rape	0	0	0
Attempted Rape	0	0	0
Unlawful Sexual Intercourse	1	0	<b>N/A</b>
Armed Robbery	1	0	<b>N/A</b>
Robbery	0	0	0
Attempted Robbery	0	0	0
<b>Sub-Total</b>	<b>2</b>	<b>0</b>	<b>N/A</b>
<b>Crimes Against the Property</b>	<b>2021</b>	<b>2020</b>	<b>Total</b>
Burglary	0	0	0
Housebreaking	1	0	<b>N/A</b>
Shopbreaking	5	2	<b>150</b>
Stealing	6	3	<b>100</b>
Stealing from Vehicle	2	2	0
Stolen Vehicle	1	1	0
<b>Sub-Total</b>	<b>15</b>	<b>8</b>	<b>88</b>
<b>Total</b>	<b>17</b>	<b>8</b>	<b>113</b>

**Grand Bahama & Northern Bahamas District (Abaco & Bimini)**  
**Reported Crime Statistics**  
**Eight Mile Rock Division**  
**October 2021 vs 2020**

<b>Crimes Against the Person</b>	<b>2021</b>	<b>2020</b>	<b>% CHANGE</b>
Murder	1	0	N/A
Attempted Murder	0	0	0
Manslaughter	0	0	0
Rape	0	0	0
Attempted Rape	0	0	0
Unlawful Sexual Intercourse	0	0	0
Armed Robbery	0	0	0
Robbery	0	0	0
Attempted Robbery	0	0	0
<b>Sub-Total</b>	<b>1</b>	<b>0</b>	<b>N/A</b>
<b>Crimes Against the Property</b>	<b>2021</b>	<b>2020</b>	<b>% CHANGE</b>
Burglary	0	0	0
Housebreaking	0	0	0
Shopbreaking	1	0	N/A
Stealing	1	0	N/A
Stealing from Vehicle	0	0	0
Stolen Vehicle	0	0	0
<b>Sub-Total</b>	<b>2</b>	<b>0</b>	<b>N/A</b>
<b>Total</b>	<b>3</b>	<b>0</b>	<b>N/A</b>

**Grand Bahama & Northern Bahamas District (Abaco & Bimini)**  
**Reported Crime Statistics**  
**Northeastern Division**  
**October 2021 vs 2020**

<b>Crimes Against the Person</b>	<b>2021</b>	<b>2020</b>	<b>% CHANGE</b>
Murder	0	0	0
Attempted Murder	0	0	0
Manslaughter	0	0	0
Rape	0	1	<b>N/A</b>
Attempted Rape	0	0	0
Unlawful Sexual Intercourse	0	0	0
Armed Robbery	0	0	0
Robbery	0	0	0
Attempted Robbery	0	0	0
<b>Sub-Total</b>	<b>0</b>	<b>1</b>	<b>N/A</b>
<b>Crimes Against the Property</b>	<b>2021</b>	<b>2020</b>	<b>% CHANGE</b>
Burglary	0	0	0
Housebreaking	0	0	0
Shopbreaking	0	0	0
Stealing	2	2	0
Stealing from Vehicle	0	1	<b>N/A</b>
Stolen Vehicle	0	0	0
<b>Sub-Total</b>	<b>2</b>	<b>3</b>	<b>-33</b>
<b>Total</b>	<b>2</b>	<b>4</b>	<b>-50</b>

**Grand Bahama & Northern Bahamas District (Abaco & Bimini)**  
**Reported Crime Statistics**  
**Southwestern Division**  
**October 2021 vs 2020**

<b>Crimes Against the Person</b>	<b>2021</b>	<b>2020</b>	<b>% CHANGE</b>
Murder	0	0	0
Attempted Murder	0	0	0
Manslaughter	0	0	0
Rape	0	0	0
Attempted Rape	0	0	0
Unlawful Sexual Intercourse	0	2	<b>N/A</b>
Armed Robbery	2	0	<b>N/A</b>
Robbery	0	0	0
Attempted Robbery	0	0	0
<b>Sub-Total</b>	<b>2</b>	<b>2</b>	<b>0</b>
<b>Crimes Against the Property</b>	<b>2021</b>	<b>2020</b>	<b>Total</b>
Burglary	0	0	<b>0</b>
Housebreaking	2	2	<b>0</b>
Shopbreaking	3	1	<b>200</b>
Stealing	7	8	<b>-13</b>
Stealing from Vehicle	4	0	<b>N/A</b>
Stolen Vehicle	2	1	<b>100</b>
<b>Sub-Total</b>	<b>18</b>	<b>12</b>	<b>50</b>
<b>Total</b>	<b>20</b>	<b>14</b>	<b>43</b>

**Grand Bahama & Northern Bahamas District (Abaco & Bimini)**  
**Reported Crime Statistics**  
**West End Division**  
**October 2021 vs 2020**

<b>Crimes Against the Person</b>	<b>2021</b>	<b>2020</b>	<b>% CHANGE</b>
Murder	0	0	0
Attempted Murder	0	0	0
Manslaughter	0	0	0
Rape	0	0	0
Attempted Rape	0	0	0
Unlawful Sexual Intercourse	0	1	<b>N/A</b>
Armed Robbery	0	0	0
Robbery	0	0	0
Attempted Robbery	0	0	0
<b>Sub-Total</b>	<b>0</b>	<b>1</b>	<b>N/A</b>
<b>Crimes Against the Property</b>	<b>2021</b>	<b>2020</b>	<b>% CHANGE</b>
Burglary	0	0	0
Housebreaking	0	0	0
Shopbreaking	0	0	0
Stealing	0	0	0
Stealing from Vehicle	0	1	<b>N/A</b>
Stolen Vehicle	0	0	0
<b>Sub-Total</b>	<b>0</b>	<b>1</b>	<b>N/A</b>
<b>Total</b>	<b>0</b>	<b>2</b>	<b>N/A</b>

**Grand Bahama & Northern Bahamas District (Abaco & Bimini)**  
**Reported Crime Statistics**  
**Abaco Division**  
**October 2021 vs 2020**

<b>Crimes Against the Person</b>	<b>2021</b>	<b>2020</b>	<b>% CHANGE</b>
Murder	0	0	0
Attempted Murder	0	0	0
Manslaughter	0	0	0
Rape	0	0	0
Attempted Rape	0	0	0
Unlawful Sexual Intercourse	0	0	0
Armed Robbery	0	0	0
Robbery	0	0	0
Attempted Robbery	0	0	0
<b>Sub-Total</b>	<b>0</b>	<b>0</b>	<b>0</b>
<b>Crimes Against the Property</b>	<b>2021</b>	<b>2020</b>	<b>% CHANGE</b>
Burglary	0	0	0
Housebreaking	0	1	N/A
Shopbreaking	0	1	N/A
Stealing	10	5	100
Stealing from Vehicle	0	4	N/A
Stolen Vehicle	1	0	N/A
<b>Sub-Total</b>	<b>11</b>	<b>11</b>	<b>0</b>
<b>Total</b>	<b>11</b>	<b>11</b>	<b>0</b>

**Grand Bahama & Northern Bahamas District (Abaco & Bimini)**  
**Reported Crime Statistics**  
**Bimini Division**  
**October 2021 vs 2020**

<b>Crimes Against the Person</b>	<b>2021</b>	<b>2020</b>	<b>% CHANGE</b>
Murder	0	0	0
Attempted Murder	0	0	0
Manslaughter	0	0	0
Rape	1	0	N/A
Attempted Rape	0	0	0
Unlawful Sexual Intercourse	0	0	0
Armed Robbery	0	0	0
Robbery	0	0	0
Attempted Robbery	0	0	0
<b>Sub-Total</b>	<b>1</b>	<b>0</b>	<b>N/A</b>
<b>Crimes Against the Property</b>	<b>2021</b>	<b>2020</b>	<b>% CHANGE</b>
Burglary	0	0	0
Housebreaking	0	0	0
Shopbreaking	0	0	0
Stealing	0	2	N/A
Stealing from Vehicle	0	0	0
Stolen Vehicle	0	0	0
<b>Sub-Total</b>	<b>0</b>	<b>0</b>	<b>0</b>
<b>Total</b>	<b>0</b>	<b>0</b>	<b>0</b>



**Family Islands District (Central & Southern Bahamas)  
Reported Crime Statistics  
October 2021 vs 2020**

<b>Crimes Against the Person</b>	<b>2021</b>	<b>2020</b>	<b>% CHANGE</b>
Murder	0	2	<b>N/A</b>
Attempted Murder	0	0	<b>0</b>
Manslaughter	0	0	<b>0</b>
Rape	0	0	<b>0</b>
Attempted Rape	0	0	<b>0</b>
Unlawful Sexual Intercourse	1	2	<b>-50</b>
Armed Robbery	1	1	<b>0</b>
Robbery	0	0	<b>0</b>
Attempted Robbery	0	0	<b>0</b>
<b>Sub-Total</b>	<b>2</b>	<b>5</b>	<b>-60</b>
<b>Crimes Against the Property</b>	<b>2021</b>	<b>2020</b>	<b>% CHANGE</b>
Burglary	2	1	<b>100</b>
Housebreaking	6	7	<b>-14</b>
Shopbreaking	2	11	<b>-82</b>
Stealing	11	8	<b>38</b>
Stealing from Vehicle	0	1	<b>N/A</b>
Stolen Vehicle	0	0	<b>0</b>
<b>Sub-Total</b>	<b>21</b>	<b>28</b>	<b>-25</b>
<b>Total</b>	<b>23</b>	<b>33</b>	<b>-30</b>

**Family Islands District (Central & Southern Bahamas)**  
**Reported Crime Statistics**  
**District Breakdown**  
**October 2021**

<b>Crimes Against Person</b>	<b>AC</b>	<b>AN</b>	<b>BE</b>	<b>CI</b>	<b>EL</b>	<b>EX</b>	<b>IN</b>	<b>LI</b>	<b>M</b>	<b>RC</b>	<b>SS</b>	<b>Total</b>
Murder	0	0	0	0	0	0	0	0	0	0	0	0
Attempted Murder	0	0	0	0	0	0	0	0	0	0	0	0
Manslaughter	0	0	0	0	0	0	0	0	0	0	0	0
Rape	0	0	0	0	0	0	0	0	0	0	0	0
Attempted Rape	0	0	0	0	0	0	0	0	0	0	0	0
Unlawful Sex	0	1	0	0	0	0	0	0	0	0	0	1
Armed Robbery	0	0	0	0	0	1	0	0	0	0	0	1
Robbery	0	0	0	0	0	0	0	0	0	0	0	0
Attempted Robbery	0	0	0	0	0	0	0	0	0	0	0	0
<b>Sub Total</b>	<b>0</b>	<b>1</b>	<b>0</b>	<b>0</b>	<b>0</b>	<b>1</b>	<b>0</b>	<b>0</b>	<b>0</b>	<b>0</b>	<b>0</b>	<b>2</b>
<b>Crimes Against Property</b>	<b>AC</b>	<b>AN</b>	<b>BE</b>	<b>CI</b>	<b>EL</b>	<b>EX</b>	<b>IN</b>	<b>LI</b>	<b>M</b>	<b>RC</b>	<b>SS</b>	<b>Total</b>
Burglary	0	1	0	0	0	0	1	0	0	0	0	2
Housebreaking	0	0	0	1	2	2	0	1	0	0	0	6
Shopbreaking	0	0	0	1	1	0	0	0	0	0	0	2
Stealing	0	3	0	2	3	3	0	0	0	0	0	11
Stealing from Vehicle	0	0	0	0	0	0	0	0	0	0	0	0
Stolen Vehicle	0	0	0	0	0	0	0	0	0	0	0	0
<b>Sub Total</b>	<b>0</b>	<b>4</b>	<b>0</b>	<b>4</b>	<b>6</b>	<b>5</b>	<b>1</b>	<b>1</b>	<b>0</b>	<b>0</b>	<b>0</b>	<b>21</b>
<b>TOTAL</b>	<b>0</b>	<b>5</b>	<b>0</b>	<b>4</b>	<b>6</b>	<b>6</b>	<b>1</b>	<b>1</b>	<b>0</b>	<b>0</b>	<b>0</b>	<b>23</b>

**Family Islands District  
Reported Crime Statistics  
Acklins Division  
October 2021 vs 2020**

<b>Crimes Against the Person</b>	<b>2021</b>	<b>2020</b>	<b>% CHANGE</b>
Murder	0	0	0
Attempted Murder	0	0	0
Manslaughter	0	0	0
Rape	0	0	0
Attempted Rape	0	0	0
Unlawful Sexual Intercourse	0	0	0
Armed Robbery	0	0	0
Robbery	0	0	0
Attempted Robbery	0	0	0
<b>Sub-Total</b>	<b>0</b>	<b>0</b>	<b>0</b>
<b>Crimes Against the Property</b>	<b>2021</b>	<b>2020</b>	<b>Total</b>
Burglary	0	0	0
Housebreaking	0	0	0
Shopbreaking	0	0	0
Stealing	0	0	0
Stealing from Vehicle	0	0	0
Stolen Vehicle	0	0	0
<b>Sub-Total</b>	<b>0</b>	<b>0</b>	<b>0</b>
<b>Total</b>	<b>0</b>	<b>0</b>	<b>0</b>

**Family Islands District  
Andros Division  
Reported Crime Statistics  
October 2021 vs 2020**

<b>Crimes Against the Person</b>	<b>2021</b>	<b>2020</b>	<b>% CHANGE</b>
Murder	0	0	0
Attempted Murder	0	0	0
Manslaughter	0	0	0
Rape	0	0	0
Attempted Rape	0	0	0
Unlawful Sexual Intercourse	1	0	N/A
Armed Robbery	0	0	0
Robbery	0	0	0
Attempted Robbery	0	0	0
<b>Sub-Total</b>	<b>1</b>	<b>0</b>	<b>N/A</b>
<b>Crimes Against the Property</b>	<b>2021</b>	<b>2020</b>	<b>Total</b>
Burglary	1	0	N/A
Housebreaking	0	2	N/A
Shopbreaking	0	1	N/A
Stealing	3	4	-25
Stealing from Vehicle	0	0	0
Stolen Vehicle	0	0	0
<b>Sub-Total</b>	<b>4</b>	<b>7</b>	<b>-43</b>
<b>Total</b>	<b>5</b>	<b>7</b>	<b>-29</b>

**Family Islands District  
Berry Islands Division  
Reported Crime Statistics  
October 2021 vs 2020**

<b>Crimes Against the Person</b>	<b>2021</b>	<b>2020</b>	<b>% CHANGE</b>
Murder	0	0	0
Attempted Murder	0	0	0
Manslaughter	0	0	0
Rape	0	0	0
Attempted Rape	0	0	0
Unlawful Sexual Intercourse	0	0	0
Armed Robbery	0	0	0
Robbery	0	0	0
Attempted Robbery	0	0	0
<b>Sub-Total</b>	<b>0</b>	<b>0</b>	<b>0</b>
<b>Crimes Against the Property</b>	<b>2021</b>	<b>2020</b>	<b>Total</b>
Burglary	0	0	0
Housebreaking	0	0	0
Shopbreaking	0	0	0
Stealing	0	0	0
Stealing from Vehicle	0	0	0
Stolen Vehicle	0	0	0
<b>Sub-Total</b>	<b>0</b>	<b>0</b>	<b>0</b>
<b>Total</b>	<b>0</b>	<b>0</b>	<b>0</b>

**Family Islands District  
Cat Island Division  
Reported Crime Statistics  
October 2021 vs 2020**

<b>Crimes Against the Person</b>	<b>2021</b>	<b>2020</b>	<b>% CHANGE</b>
Murder	0	0	0
Attempted Murder	0	0	0
Manslaughter	0	0	0
Rape	0	0	0
Attempted Rape	0	0	0
Unlawful Sexual Intercourse	0	1	N/A
Armed Robbery	0	0	0
Robbery	0	0	0
Attempted Robbery	0	0	0
<b>Sub-Total</b>	<b>0</b>	<b>1</b>	<b>N/A</b>
<b>Crimes Against the Property</b>	<b>2021</b>	<b>2020</b>	<b>% CHANGE</b>
Burglary	0	0	0
Housebreaking	1	0	N/A
Shopbreaking	1	0	N/A
Stealing	2	0	N/A
Stealing from Vehicle	0	0	0
Stolen Vehicle	0	0	0
<b>Sub-Total</b>	<b>4</b>	<b>0</b>	<b>N/A</b>
<b>Total</b>	<b>4</b>	<b>1</b>	<b>300</b>

**Family Islands District  
Eleuthera Division  
Reported Crime Statistics  
October 2021 vs 2020**

<b>Crimes Against the Person</b>	<b>2021</b>	<b>2020</b>	<b>% CHANGE</b>
Murder	0	2	<b>N/A</b>
Attempted Murder	0	0	<b>0</b>
Manslaughter	0	0	<b>0</b>
Rape	0	0	<b>0</b>
Attempted Rape	0	0	<b>0</b>
Unlawful Sexual Intercourse	0	0	<b>0</b>
Armed Robbery	0	1	<b>N/A</b>
Robbery	0	0	<b>0</b>
Attempted Robbery	0	0	<b>0</b>
<b>Sub-Total</b>	<b>0</b>	<b>3</b>	<b>N/A</b>
<b>Crimes Against the Property</b>	<b>2021</b>	<b>2020</b>	<b>% CHANGE</b>
Burglary	0	0	<b>0</b>
Housebreaking	2	3	<b>-33</b>
Shopbreaking	1	6	<b>-83</b>
Stealing	3	1	<b>200</b>
Stealing from Vehicle	0	0	<b>0</b>
Stolen Vehicle	0	0	<b>0</b>
<b>Sub-Total</b>	<b>6</b>	<b>10</b>	<b>-40</b>
<b>Total</b>	<b>6</b>	<b>13</b>	<b>-54</b>

**Family Islands District  
Exuma Division  
Reported Crime Statistics  
October 2021 vs 2020**

<b>Crimes Against the Person</b>	<b>2021</b>	<b>2020</b>	<b>% CHANGE</b>
Murder	0	0	0
Attempted Murder	0	0	0
Manslaughter	0	0	0
Rape	0	0	0
Attempted Rape	0	0	0
Unlawful Sexual Intercourse	0	0	0
Armed Robbery	1	0	N/A
Robbery	0	0	0
Attempted Robbery	0	0	0
<b>Sub-Total</b>	<b>1</b>	<b>0</b>	<b>N/A</b>
<b>Crimes Against the Property</b>	<b>2021</b>	<b>2020</b>	<b>% CHANGE</b>
Burglary	0	0	0
Housebreaking	2	1	100
Shopbreaking	0	3	N/A
Stealing	3	3	0
Stealing from Vehicle	0	1	N/A
Stolen Vehicle	0	0	0
<b>Sub-Total</b>	<b>5</b>	<b>8</b>	<b>-38</b>
<b>Total</b>	<b>6</b>	<b>8</b>	<b>-25</b>



**Family Islands District  
Inagua Division  
Reported Crime Statistics  
October 2021 vs 2020**

<b>Crimes Against the Person</b>	<b>2021</b>	<b>2020</b>	<b>% CHANGE</b>
Murder	0	0	0
Attempted Murder	0	0	0
Manslaughter	0	0	0
Rape	0	0	0
Attempted Rape	0	0	0
Unlawful Sexual Intercourse	0	0	0
Armed Robbery	0	0	0
Robbery	0	0	0
Attempted Robbery	0	0	0
<b>Sub-Total</b>	<b>0</b>	<b>0</b>	<b>0</b>
<b>Crimes Against the Property</b>	<b>2021</b>	<b>2020</b>	<b>Total</b>
Burglary	1	0	<b>N/A</b>
Housebreaking	0	0	0
Shopbreaking	0	0	0
Stealing	0	0	0
Stealing from Vehicle	0	0	0
Stolen Vehicle	0	0	0
<b>Sub-Total</b>	<b>1</b>	<b>0</b>	<b>N/A</b>
<b>Total</b>	<b>1</b>	<b>0</b>	<b>N/A</b>

**Family Islands District  
Long Island Division  
October  
2021 vs 2020**

<b>Crimes Against the Person</b>	<b>2021</b>	<b>2020</b>	<b>% CHANGE</b>
Murder	0	0	0
Attempted Murder	0	0	0
Manslaughter	0	0	0
Rape	0	0	0
Attempted Rape	0	0	0
Unlawful Sexual Intercourse	0	1	N/A
Armed Robbery	0	0	0
Robbery	0	0	0
Attempted Robbery	0	0	0
<b>Sub-Total</b>	<b>0</b>	<b>1</b>	<b>N/A</b>
<b>Crimes Against the Property</b>	<b>2021</b>	<b>2020</b>	<b>% CHANGE</b>
Burglary	0	0	0
Housebreaking	1	1	0
Shopbreaking	0	0	0
Stealing	0	0	0
Stealing from Vehicle	0	0	0
Stolen Vehicle	0	0	0
<b>Sub-Total</b>	<b>1</b>	<b>1</b>	<b>0</b>
<b>Total</b>	<b>1</b>	<b>2</b>	<b>-50</b>

**Family Islands District  
Mayaguana Division  
Reported Crime Statistics  
October 2021 vs 2020**

<b>Crimes Against the Person</b>	<b>2021</b>	<b>2020</b>	<b>% CHANGE</b>
Murder	0	0	0
Attempted Murder	0	0	0
Manslaughter	0	0	0
Rape	0	0	0
Attempted Rape	0	0	0
Unlawful Sexual Intercourse	0	0	0
Armed Robbery	0	0	0
Robbery	0	0	0
Attempted Robbery	0	0	0
<b>Sub-Total</b>	<b>0</b>	<b>0</b>	<b>0</b>
<b>Crimes Against the Property</b>	<b>2021</b>	<b>2020</b>	<b>Total</b>
Burglary	0	1	<b>N/A</b>
Housebreaking	0	0	0
Shopbreaking	0	1	<b>N/A</b>
Stealing	0	0	0
Stealing from Vehicle	0	0	0
Stolen Vehicle	0	0	0
<b>Sub-Total</b>	<b>0</b>	<b>2</b>	<b>N/A</b>
<b>Total</b>	<b>0</b>	<b>2</b>	<b>N/A</b>

**Family Islands District  
San Salvador Division  
Reported Crime Statistics  
October 2021 vs 2020**

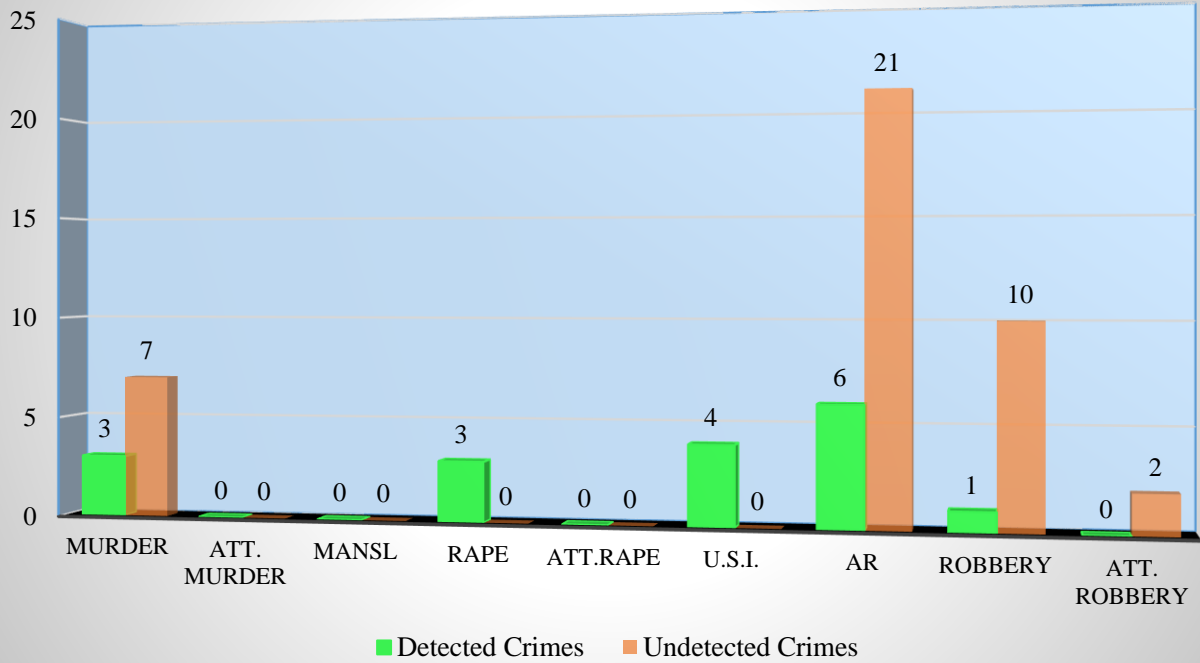
<b>Crimes Against the Person</b>	<b>2021</b>	<b>2020</b>	<b>% CHANGE</b>
Murder	0	0	0
Attempted Murder	0	0	0
Manslaughter	0	0	0
Rape	0	0	0
Attempted Rape	0	0	0
Unlawful Sexual Intercourse	0	0	0
Armed Robbery	0	0	0
Robbery	0	0	0
Attempted Robbery	0	0	0
<b>Sub-Total</b>	<b>0</b>	<b>0</b>	<b>0</b>
<b>Crimes Against the Property</b>	<b>2021</b>	<b>2020</b>	<b>Total</b>
Burglary	0	0	0
Housebreaking	0	0	0
Shopbreaking	0	0	0
Stealing	0	0	0
Stealing from Vehicle	0	0	0
Stolen Vehicle	0	0	0
<b>Sub-Total</b>	<b>0</b>	<b>0</b>	<b>0</b>
<b>Total</b>	<b>0</b>	<b>0</b>	<b>0</b>

**Reported Crime Statistics**  
**Detection Rates - All Bahamas**  
**October 2021 vs 2020**

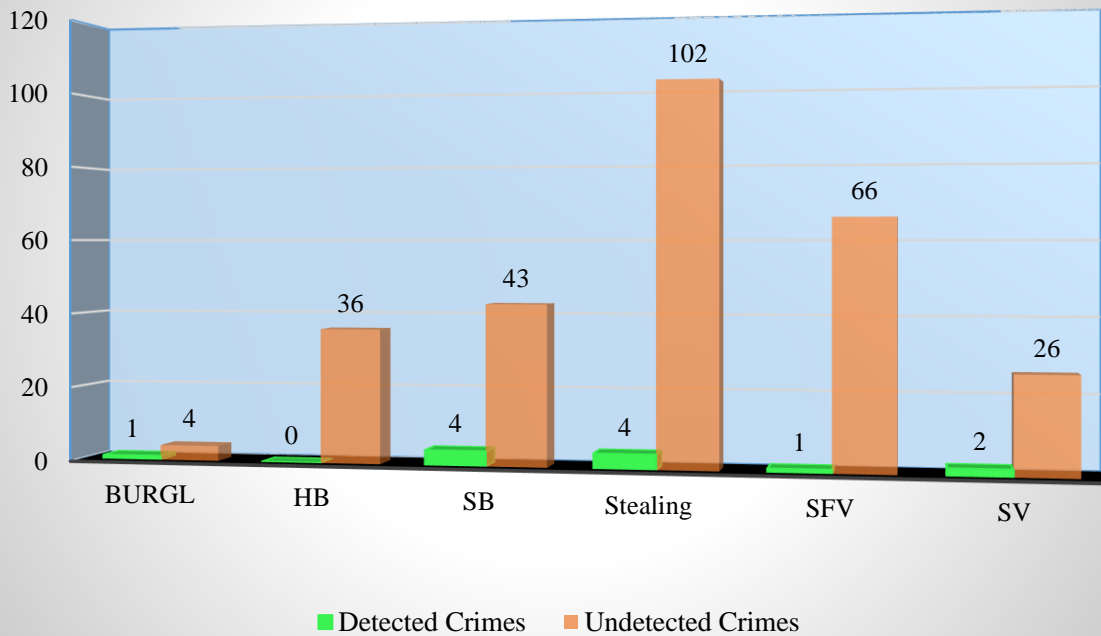
Crimes Against Persons	2021			2020		
	Recorded Crimes	Detected Crimes	Detection Rate (%)	Recorded Crimes	Detected Crimes	Detection Rate (%)
Murder	10	3	30	3	1	33
Attempted Murder	0	0	0	0	0	0
Manslaughter	0	0	0	0	0	0
Rape	3	0	0	2	1	50
Attempted Rape	0	0	0	0	0	0
Unlawful Sexual Intercourse	4	0	0	12	1	8
Armed Robbery	27	6	22	15	6	40
Robbery	11	1	9	4	0	0
Attempted Robbery	2	0	0	1	1	100
<b>Sub Total</b>	<b>57</b>	<b>10</b>	<b>18</b>	<b>37</b>	<b>10</b>	<b>27</b>
Crimes Against Property	Recorded Crimes	Detected Crimes	Detection Rate (%)	Recorded Crimes	Detected Crimes	Detection Rate (%)
Burglary	5	1	20	4	0	0
Housebreaking	36	0	0	48	3	6
Shopbreaking	47	4	9	47	6	13
Stealing	106	4	4	78	9	12
Stealing From Vehicle	67	1	1	72	4	6
Stolen Vehicle	28	2	7	13	2	15
<b>Sub Total</b>	<b>289</b>	<b>12</b>	<b>4</b>	<b>262</b>	<b>24</b>	<b>9</b>
<b>TOTAL</b>	<b>346</b>	<b>22</b>	<b>6</b>	<b>299</b>	<b>34</b>	<b>11</b>

**Detection Rates - All Bahamas  
October 2021**

**Crimes Against Person -Detected Crimes  
October 2021**

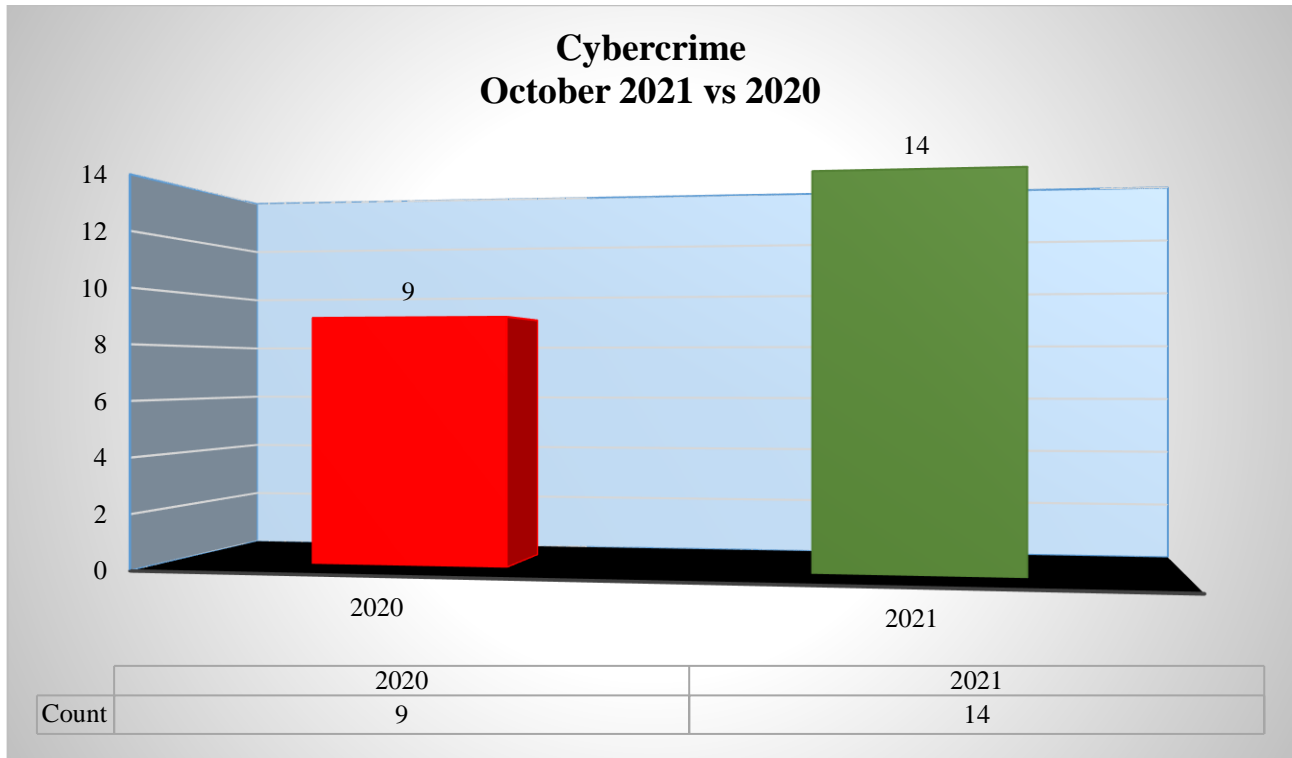


**Crimes Against the Person - Detected Crimes  
October 2021**



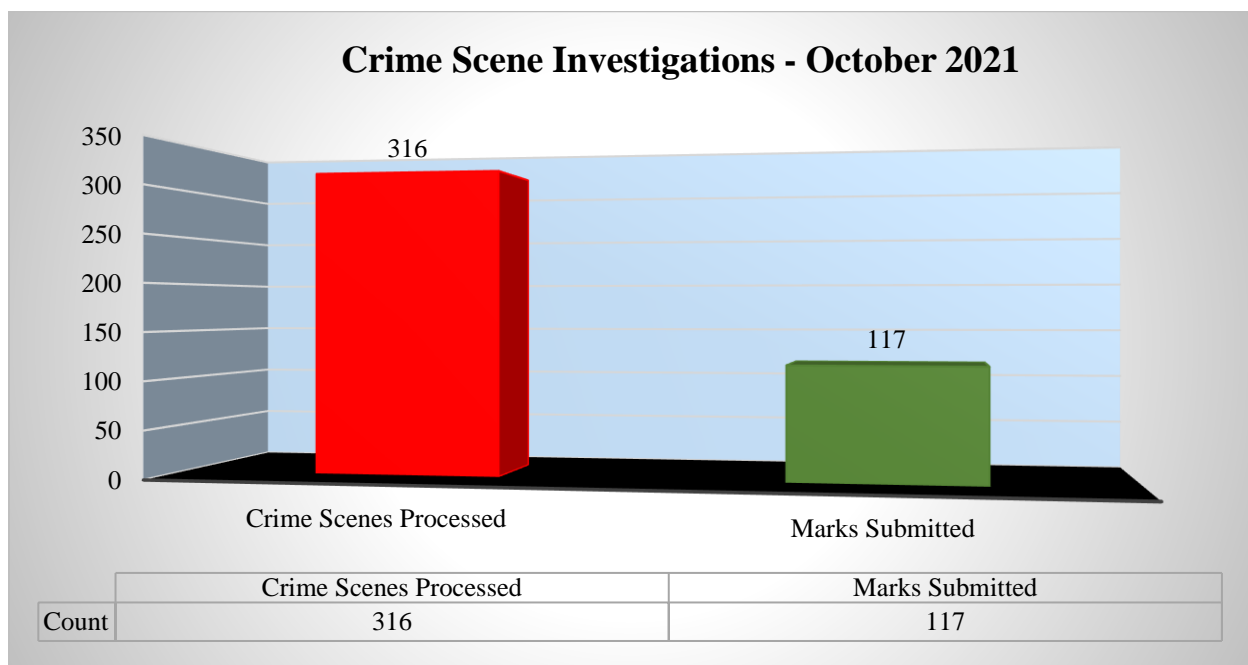
## Cybercrime

In October 2021, cybercrime decreased by 56% with 14 incidents compared to 9 over the same period in 2020. These cases include libel, hacking, extortion, computer misuse, threats and so on.



## Crime Scene Investigation

For the period in review, there were **316** crime scenes processed and **117** latent print marks were submitted for evidence.



**Illegal Firearm Discovery and Seizure Demographics  
October 2021**

<b>Illegal Firearm Discovery/Seizure - Firearm Type</b>				
<b>Pistol</b>	<b>Revolver</b>	<b>Rifle</b>	<b>Shotgun</b>	<b>Total</b>
22	0	2	2	<b>26</b>

<b>Firearm Discovery/Seizure By Division</b>	
<b>Unit</b>	<b>Firearm</b>
Airport	0
Cable Beach	0
Central	3
Eastern	2
Fox Hill	0
Northeastern	5
Northwestern	0
Paradise Island	0
South Central	2
Southeastern	2
Southern	2
Southwestern	6
Western	0
Central -GB	0
EMR -GB	0
Northeastern -GB	1
Southwestern -GB	0
West End -GB	0
Abaco - GB	2
Bimini	0
Eleuthera	1
Exuma	0
<b>Total</b>	<b>26</b>

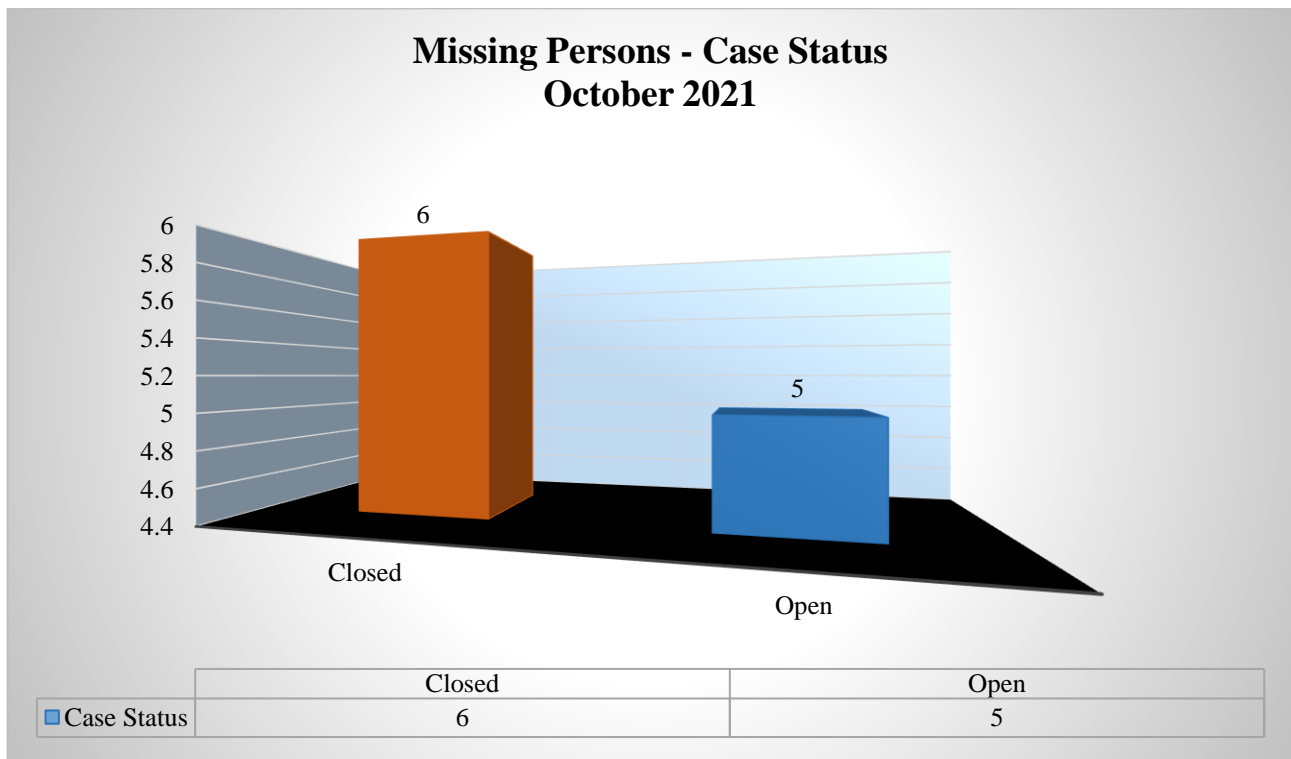
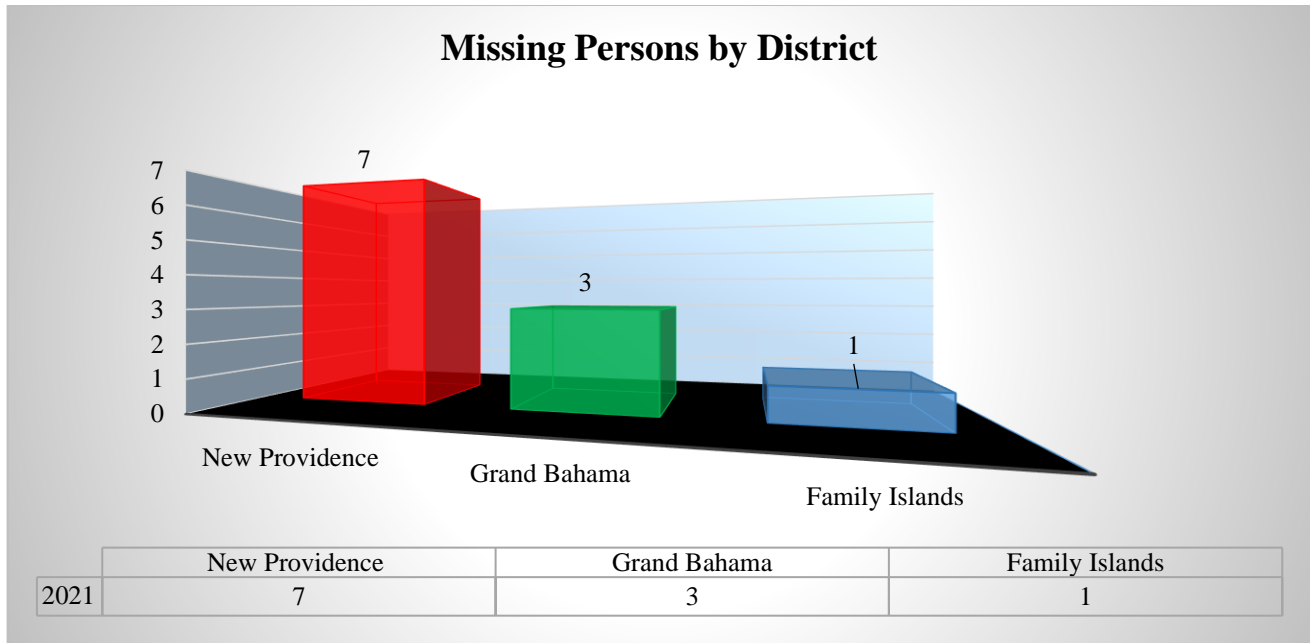


## Dangerous Drugs Discovery, Seizures and Arrests – October- 2021

OCTOBER 2021	TYPE OF DRUGS		GRAND TOTAL	
	COCAINE		7.79 lbs.	
	HYDROPONIC MARIJUANA		19 grams	
	MARIJUANA		296.78 lbs.	
	MARIJUANA PLANTS		33 plants	
	COCAINE TABLETS		75 Tablets	
	COCAINE SEXUAL ENHANCE CAPSULE		2 capsules	
	MARIJUANA CIGARETTE		4 cartons	
	HYDROPONIC MARIJUANA		19 Grams	
	MARIJUANA GUMMIES		15 Gummies	
	MARIJUANA BROWNIE		1 Brownie	
	MARIJUANA OIL		1 valve	
	HASHISH		1.06 lbs.	
	METHAMPHETAMINE TABLETS		1 Tablet	
	TOTAL CASES		126	
	CASES PROSECUTED		96	
	PERSONS ARRESTED		175	
	PERSONS CHARGED		136	
	PERSON ARRESTED	AMOUNT ARRESTED	AMOUNT CHARGE	AMOUNT NOT CHARGED
	ADULT	170	132	38
JUVENILE	5	4	1	
<b>Total</b>	<b>175</b>	<b>136</b>	<b>39</b>	

## Missing Persons

The Royal Bahamas Police Force investigated 11 reported incidents of missing persons throughout the Commonwealth of the Bahamas for October 2021. A total of 6 cases have been solved and the missing individuals were found. Five cases remain open under investigation.



**Emergency Powers Order  
COVID-19 Breaches by District  
October 2021**

<b>Emergency Powers Order (Offences)</b>	<b>New Providence</b>	<b>Grand Bahama</b>	<b>Family Islands</b>	<b>Total</b>
Attending social gathering	0	0	0	<b>0</b>
Other Breach	6	21	6	<b>33</b>
<b>Curfew Breach</b>	<b>1</b>	<b>12</b>	<b>13</b>	<b>26</b>
Fail to enforce social distancing	0	0	0	<b>0</b>
Fail to implement sanitizing requirements	0	0	0	<b>0</b>
Failure to carry government ID	0	3	3	<b>6</b>
Failure to social distance	0	0	0	<b>0</b>
Failure to utilize curbside business	0	0	0	<b>0</b>
Failure to wear face mask	0	13	2	<b>15</b>
Hosting social gathering	0	0	0	<b>0</b>
Operating prohibited business	0	0	0	<b>0</b>
Permit person on premises w/o mask	0	0	0	<b>0</b>
Permit person to inside dining	0	0	0	<b>0</b>
<b>Sub Total</b>	<b>7</b>	<b>49</b>	<b>24</b>	<b>80</b>

**Other Police Activities**  
**All Bahamas**  
**October 2021 vs 2020**

Other Activities	2021	2020	% Change
Police Field Check Patrols	1,976	1,604	<b>23</b>
Assistance Requested	259	386	<b>-33</b>
Persons Searched	23	20	<b>15</b>
Electronic Monitoring Breach	25	14	<b>79</b>
Breach of Bail – Witness Tampering	0	1	<b>N/A</b>
Breach of Bail – Fail to sign in	0	0	<b>0</b>
Police Stop and Search	113	46	<b>146</b>
Alarm Activation	40	51	<b>-22</b>
Fire Alarms	4	10	<b>-60</b>
Road Checks	83	133	<b>-38</b>
Warrants Executed	1	5	<b>-80</b>

Other Community Activities	2021	2020	% Change
Police Escorts	188	116	<b>62</b>
Police Visits	1,423	1,427	<b>0</b>
School Visits	70	180	<b>-61</b>
Community Policing Initiatives	126	32	<b>294</b>
COVID 19 Assistance	1	9	<b>-89</b>

**Complaints Against Police Officers  
October 2021**

<b>Complaints Against Police Officers</b>	
<b>Case Type</b>	<b>Total</b>
Civilians	<b>17</b>
Police	<b>5</b>
Corruption	<b>0</b>
<b>Total</b>	<b>22</b>

<b>Case Status - Civilian Matters</b>							
<b>Under Investigation</b>	<b>Complaint Withdrawn</b>	<b>Unfounded</b>	<b>Subjudice</b>	<b>Civil Action Advised/ Warning</b>	<b>Compensation</b>	<b>Pending Trial</b>	<b>Total</b>
<b>9</b>	<b>0</b>	<b>1</b>	<b>3</b>	<b>2</b>	<b>0</b>	<b>2</b>	<b>17</b>

<b>Case Status – Internal Matters</b>							
<b>Under Investigation</b>	<b>Discharge / Acquittal</b>	<b>Withdrawn / No Further Action</b>	<b>Resignation</b>	<b>Conviction</b>	<b>Unfounded/ Unsubstantiated/ Insufficient Evidence</b>	<b>Before Tribunal</b>	<b>Total</b>
<b>3</b>	<b>0</b>	<b>0</b>	<b>0</b>	<b>0</b>	<b>0</b>	<b>2</b>	<b>5</b>

<b>Case Status - Corruption Matter</b>				
<b>Under Investigation</b>	<b>Complaint Withdrawn</b>	<b>Unfounded/ Unsubstantiated/ Insufficient Evidence</b>	<b>Before Tribunal</b>	<b>Total</b>
<b>1</b>	<b>0</b>	<b>0</b>	<b>0</b>	<b>1</b>

**Fire Calls – All Bahamas  
October 2021 vs 2020**

<b>Fire Calls – All Bahamas</b>			
<b>Type of Call</b>	<b>2021</b>	<b>2020</b>	<b>% Change</b>
Building	9	12	-25
Vehicles	27	17	59
Bush	7	6	17
Special Service	6	3	100
False Alarms	25	15	67
Boat	0	1	N/A
Bomb Threat	0	0	0
Electrical	10	4	150
Rubbish	20	31	-34
Miscellaneous	3	0	N/A
<b>Total Calls</b>	<b>107</b>	<b>89</b>	<b>20</b>
<b>Total Estimated Damages</b>	<b>605,000</b>	<b>4,045,400</b>	<b>-85</b>

<b>Fire Calls - Breakdown</b>			
<b>Category</b>	<b>2021</b>	<b>2020</b>	<b>% Change</b>
Death by Fire	0	1	N/A
Fire Injuries	0	0	0
Investigated Fires	11	9	22
Arson Matters	12	9	33
Extrication	3	0	N/A
Family Island Fires	11	4	175
Family Island Deaths	0	0	0
Family Island Injuries	0	0	0
Major Fires	0	0	0
Accidental Fires	5	2	150
<b>Insured Estimated Damages</b>	<b>227,700</b>	<b>3,237,700</b>	<b>-93</b>
<b>Uninsured Estimated Damages</b>	<b>377,300</b>	<b>807,700</b>	<b>-53</b>

**Miscellaneous Incidents**  
**All Bahamas**  
**October**  
**2021 vs 2020**

<b>Miscellaneous Incidents – All Bahamas</b>			
<b>Category</b>	<b>2021</b>	<b>2020</b>	<b>% CHANGE</b>
Alarm Activation	40	61	<b>-34</b>
Assault	151	132	<b>14</b>
Assault Police Officer	8	11	<b>-27</b>
Attempted Breaking	5	9	<b>-44</b>
Attempted Stealing	9	11	<b>-18</b>
Bomb Threat	0	1	<b>N/A</b>
Causing Damage	135	107	<b>26</b>
Causing Harm	98	80	<b>23</b>
Child Abuse	7	5	<b>40</b>
Child Neglect	3	0	<b>N/A</b>
Disturbance	131	78	<b>68</b>
Gunshot Reports	124	123	<b>1</b>
Lost Passport	97	74	<b>31</b>
Loud Music	11	5	<b>120</b>
Stealing from Vehicle (Minor)	85	86	<b>-1</b>
Stealing (Minor)	157	59	<b>166</b>
Sudden Death (Natural Causes)	166	132	<b>26</b>
Threats of Death	80	83	<b>4</b>
Threats of Harm	75	56	<b>34</b>
Wounding	8	6	<b>33</b>
<b>TOTAL</b>	<b>1,390</b>	<b>1,119</b>	<b>24</b>

**Miscellaneous Incidents – Divisional Breakdown**  
**All Bahamas**  
**October 2021**

Category	A	CB	C	E	FH	NE	NW	PI	SC	SE	S	SW	W	GB	FI	Total
Alarm Activation	0	0	1	1	0	0	0	4	0	0	0	0	1	27	6	40
Assault	0	4	9	10	7	15	10	3	9	16	8	20	3	20	17	151
Assault Police Officer	0	0	0	0	0	1	1	0	0	0	0	0	0	5	1	8
Attempted Breaking	0	0	0	0	0	1	0	0	1	0	0	1	0	0	2	5
Attempted Stealing	0	0	0	2	0	0	1	1	2	0	0	1	0	2	0	9
Bomb Threat	0	0	0	0	0	0	0	0	0	0	0	0	0	0	0	0
Causing Damage	1	9	7	5	4	10	9	1	18	10	6	14	4	22	15	135
Causing Harm	0	1	2	5	1	10	3	0	11	3	11	9	4	20	18	98
Child Abuse	0	1	0	0	0	1	0	0	0	2	1	1	0	1	0	7
Child Neglect	0	1	0	0	0	2	0	0	0	0	0	0	0	0	0	3
Disturbance	0	3	2	4	2	3	2	2	2	2	4	5	0	78	22	131
Gunshots Report	0	1	3	5	11	20	10	0	23	10	17	12	1	10	1	124
Lost Passport	0	4	3	3	5	5	5	0	3	10	2	20	1	29	7	97
Loud Music	0	0	0	1	1	0	0	1	1	0	0	1	3	1	2	11
Stealing from Vehicle (Minor)	0	5	3	5	2	13	7	0	8	6	4	19	9	3	1	85
Stealing (Minor)	1	9	10	14	3	14	4	2	12	35	9	24	2	9	9	157
Sudden Death (Natural Causes)	0	3	6	18	6	21	5	2	9	15	11	24	4	22	20	166
Threats of Death	0	1	6	5	2	9	3	1	9	12	2	8	1	11	10	80
Threats of Harm	1	2	4	5	6	3	5	2	4	5	4	8	0	13	13	75
Wounding	0	0	1	0	0	0	0	0	1	1	2	0	0	2	1	8
<b>Total</b>	<b>3</b>	<b>44</b>	<b>57</b>	<b>83</b>	<b>50</b>	<b>128</b>	<b>65</b>	<b>19</b>	<b>113</b>	<b>127</b>	<b>81</b>	<b>167</b>	<b>33</b>	<b>275</b>	<b>145</b>	<b>1,390</b>



**Domestic Related Cases**  
**All Bahamas**  
**October**  
**2021 vs 2020**

<b>Domestic Related Cases</b>	<b>2021</b>	<b>2020</b>	<b>% CHANGE</b>
Murder	1	0	<b>N/A</b>
Attempted Murder	0	0	<b>0</b>
Assault	57	43	<b>33</b>
Assault with a deadly weapon	4	10	<b>-60</b>
Assistance Requested	20	40	<b>-50</b>
Causing Damage	18	10	<b>80</b>
Causing Harm	28	34	<b>-18</b>
Disturbance	22	5	<b>340</b>
Domestic Reports (General)	49	22	<b>123</b>
Fighting	0	2	<b>N/A</b>
Grievous Harm	1	1	<b>0</b>
Harassment	6	4	<b>50</b>
Shooting	0	0	<b>0</b>
Stabbing	3	16	<b>-81</b>
Threat of Arson	0	0	<b>0</b>
Threat of Harm	8	12	<b>-33</b>
Threat of Death	19	10	<b>90</b>
Trespassing	2	1	<b>100</b>
Wounding	1	0	<b>N/A</b>
<b>TOTAL</b>	<b>239</b>	<b>210</b>	<b>14</b>

**Domestic Related Cases  
Divisional Breakdown  
October  
2021 vs 2020**

<b>Domestic Related Cases</b>	<b>A</b>	<b>CB</b>	<b>C</b>	<b>E</b>	<b>FH</b>	<b>NE</b>	<b>NW</b>	<b>PI</b>	<b>SC</b>	<b>SE</b>	<b>S</b>	<b>SW</b>	<b>W</b>	<b>GB</b>	<b>FI</b>	<b>Total</b>
Murder	0	0	0	0	0	0	0	0	0	1	0	0	0	0	0	1
Attempted Murder	0	0	0	0	0	0	0	0	0	0	0	0	0	0	0	0
Assault	0	0	2	3	4	9	3	0	0	7	2	10	1	8	8	57
Assault with a deadly weapon	0	0	0	0	0	0	0	0	0	1	3	0	0	0	0	4
Assistance Requested	0	0	0	3	1	1	0	0	2	0	1	0	0	8	4	20
Causing Damage	0	0	0	1	0	0	0	0	1	2	2	3	0	5	4	18
Causing Harm	0	0	0	2	0	4	1	0	4	2	1	2	0	6	6	28
Disturbance	0	0	0	3	1	1	0	1	0	0	1	0	0	11	4	22
Domestic Reports	0	2	1	2	0	0	4	2	0	2	1	4	0	13	18	49
Fighting	0	0	0	0	0	0	0	0	0	0	0	0	0	0	0	0
Grievous Harm	0	0	0	0	0	0	0	0	0	0	0	0	0	0	1	1
Harassment	0	0	0	1	0	0	2	0	0	0	0	1	1	1	0	6
Shooting	0	0	0	0	0	0	0	0	0	0	0	0	0	0	0	0
Stabbing	0	0	0	0	1	0	2	0	0	0	0	0	0	0	0	3
Threat of Arson	0	0	0	0	0	0	0	0	0	0	0	0	0	0	0	0
Threat of Harm	0	0	0	3	1	0	0	0	0	2	0	1	0	1	0	8
Threat of Death	0	1	1	3	0	2	1	0	2	1	0	4	0	0	4	19
Trespassing	0	0	0	0	0	0	0	0	0	1	0	0	0	0	1	2
Wounding	0	0	0	0	0	0	0	0	0	1	0	0	0	0	0	1
<b>Total</b>	<b>0</b>	<b>3</b>	<b>4</b>	<b>21</b>	<b>8</b>	<b>17</b>	<b>13</b>	<b>3</b>	<b>9</b>	<b>20</b>	<b>11</b>	<b>25</b>	<b>2</b>	<b>53</b>	<b>50</b>	<b>239</b>

**Gender Based Violence  
October 2021**

	YEAR	2021					2020				
	GENDER	TOTAL MALES	FEMALES			TOTAL	TOTAL MALES	FEMALES			TOTAL
			1-17	18 +	% FEMALES			1-17	18 +	% FEMALES	
Murder	All Bahamas	20	0	0	0	20	3	0	0	0	3
	New Providence	10	0	0	0	10	2	0	0	0	2
	Grand Bahama	9	0	0	0	9	0	0	0	0	0
	Family Island	1	0	0	0	1	1	0	0	0	1
Att Murder	All Bahamas	0	0	0	0	0	0	0	0	0	0
	New Providence	0	0	0	0	0	0	0	0	0	0
	Grand Bahama	0	0	0	0	0	0	0	0	0	0
	Family Island	0	0	0	0	0	0	0	0	0	0
Shooting	All Bahamas	7	0	1	13	8	6	0	0	0	6
	New Providence	7	0	1	13	8	6	0	0	0	6
	Grand Bahama	0	0	0	0	0	0	0	0	0	0
	Family Island	0	0	0	0	0	0	0	0	0	0
Stabbing	All Bahamas	5	0	0	0	5	12	0	2	14	14
	New Providence	5	0	0	0	5	10	0	2	17	12
	Grand Bahama	0	0	0	0	0	1	0	0	0	1
	Family Island	0	0	0	0	0	1	0	0	0	1
Rape	All Bahamas	0	0	3	100	3	0	0	2	100	2
	New Providence	0	0	2	100	2	0	0	1	100	1
	Grand Bahama	0	0	1	0	1	0	0	1	0	1
	Family Island	0	0	0	0	0	0	0	0	0	0
Causing Harm	All Bahamas	52	2	42	46	96	45	0	37	45	82
	New Providence	29	1	30	52	60	18	0	17	49	35
	Grand Bahama	10	1	8	47	19	13	0	13	50	26
	Family Island	13	0	4	24	17	14	0	7	33	21
Threats of Death	All Bahamas	48	2	32	41	82	47	0	39	45	86
	New Providence	34	2	24	43	60	35	0	28	44	63
	Grand Bahama	8	0	3	0	11	7	0	5	42	12
	Family Island	6	0	5	45	11	5	0	6	55	11
Threats of Harm	All Bahamas	51	0	26	34	77	35	0	24	41	59
	New Providence	31	0	20	39	51	21	0	18	46	39
	Grand Bahama	10	0	3	23	13	5	0	2	29	7
	Family Island	10	0	3	23	13	9	0	4	31	13
Possession of Firearm with Intent to Endanger Life	All Bahamas	0	0	1	0	1	0	0	0	0	0
	New Providence	0	0	1	0	1	0	0	0	0	0
	Grand Bahama	0	0	0	0	0	0	0	0	0	0
	Family Island	0	0	0	0	0	0	0	0	0	0
Assault with Deadly Weapon	All Bahamas	22	0	6	21	28	15	0	10	40	25
	New Providence	18	0	6	25	24	11	0	9	45	20
	Grand Bahama	2	0	0	0	2	2	0	0	0	2
	Family Island	2	0	0	0	2	2	0	1	33	3

**Police-Involved Shootings  
October  
2021 vs 2020**

<b>Encounters with Armed Suspects</b>			
<b>Incidents</b>	<b>2021</b>	<b>2020</b>	<b>% CHANGE</b>
Police Involved Shootings	1	3	-67

<b>Encounters with Armed Suspects by Division</b>																
<b>Year</b>	<b>A</b>	<b>CB</b>	<b>C</b>	<b>E</b>	<b>FH</b>	<b>NE</b>	<b>NW</b>	<b>PI</b>	<b>SC</b>	<b>SE</b>	<b>S</b>	<b>SW</b>	<b>W</b>	<b>GB</b>	<b>FI</b>	<b>Total</b>
2021	0	0	0	0	0	0	1	0	0	0	0	0	0	0	0	1
2020	0	0	0	0	0	0	0	0	1	1	0	0	0	0	1	3

<b>Status of Victim</b>			
<b>Status</b>	<b>2021</b>	<b>2020</b>	<b>% CHANGE</b>
Deceased	1	1	0
Injured	0	2	N/A

**Suicide Incidents**  
**October**  
**2021 vs 2020**

Category	2021	2020	% CHANGE
Suicide	0	1	N/A
Attempted Suicide	4	5	-20

Category	New Providence	Grand Bahama	Family Island	Total
Suicide	0	0	0	0
Attempted Suicide	2	2	0	4

Suicide by Gender						
Age Range	Males		Females		Total	
	2021	2020	2021	2020	2021	2020
0-17	0	0	0	0	0	0
18-30	0	0	0	0	0	0
31-45	0	0	0	0	0	0
46-60	0	1	0	0	0	1
61 & Older	0	0	0	0	0	0
Unknown	0	0	0	0	0	0
<b>Total</b>	<b>0</b>	<b>1</b>	<b>0</b>	<b>0</b>	<b>0</b>	<b>1</b>

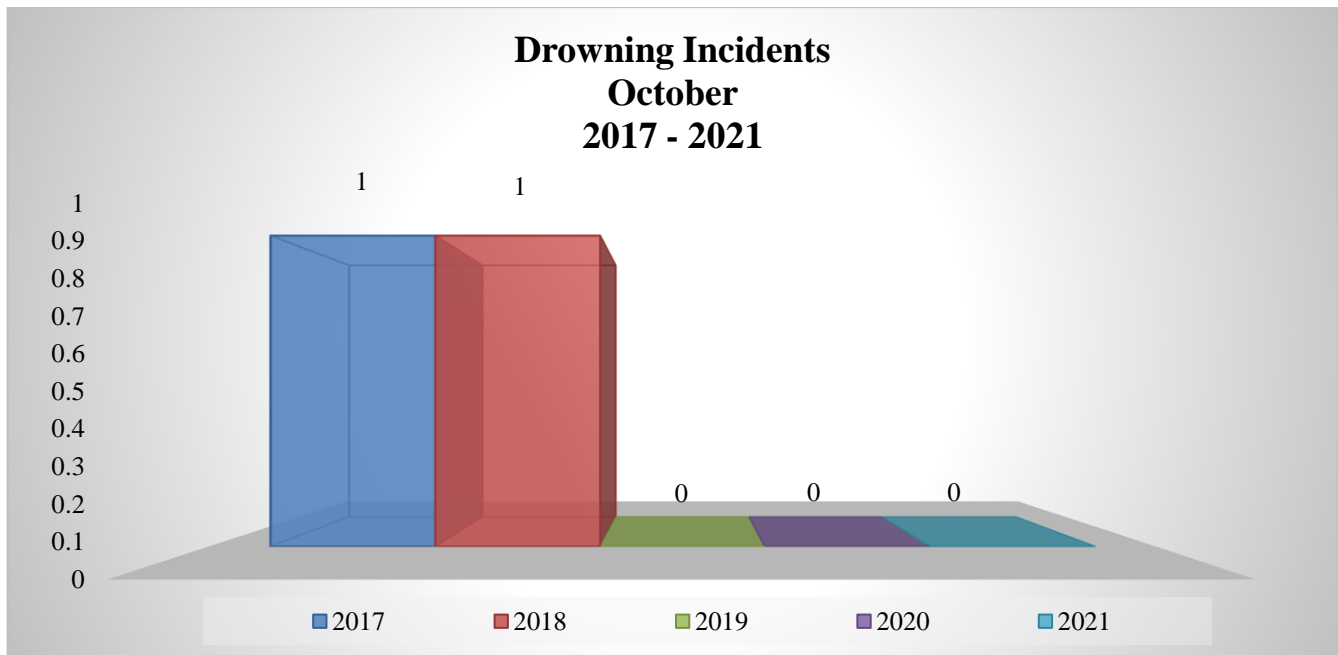
Attempted Suicide by Gender						
Age Range	Males		Females		Total	
	2021	2020	2021	2020	2021	2020
0-17	0	0	0	0	0	0
18-30	1	1	1	2	2	3
31-45	2	0	0	1	2	1
46-60	0	1	0	0	0	0
61 & Older	0	0	0	0	0	1
Unknown	0	0	0	0	0	0
<b>Total</b>	<b>3</b>	<b>2</b>	<b>1</b>	<b>3</b>	<b>4</b>	<b>5</b>

**Drowning Incidents  
October  
2021 vs 2020**

Category	2021	2020	% Change
Drowning	0	0	<b>0</b>

Category	2021	2020	2019	2018	2017
Drowning	0	0	0	1	1

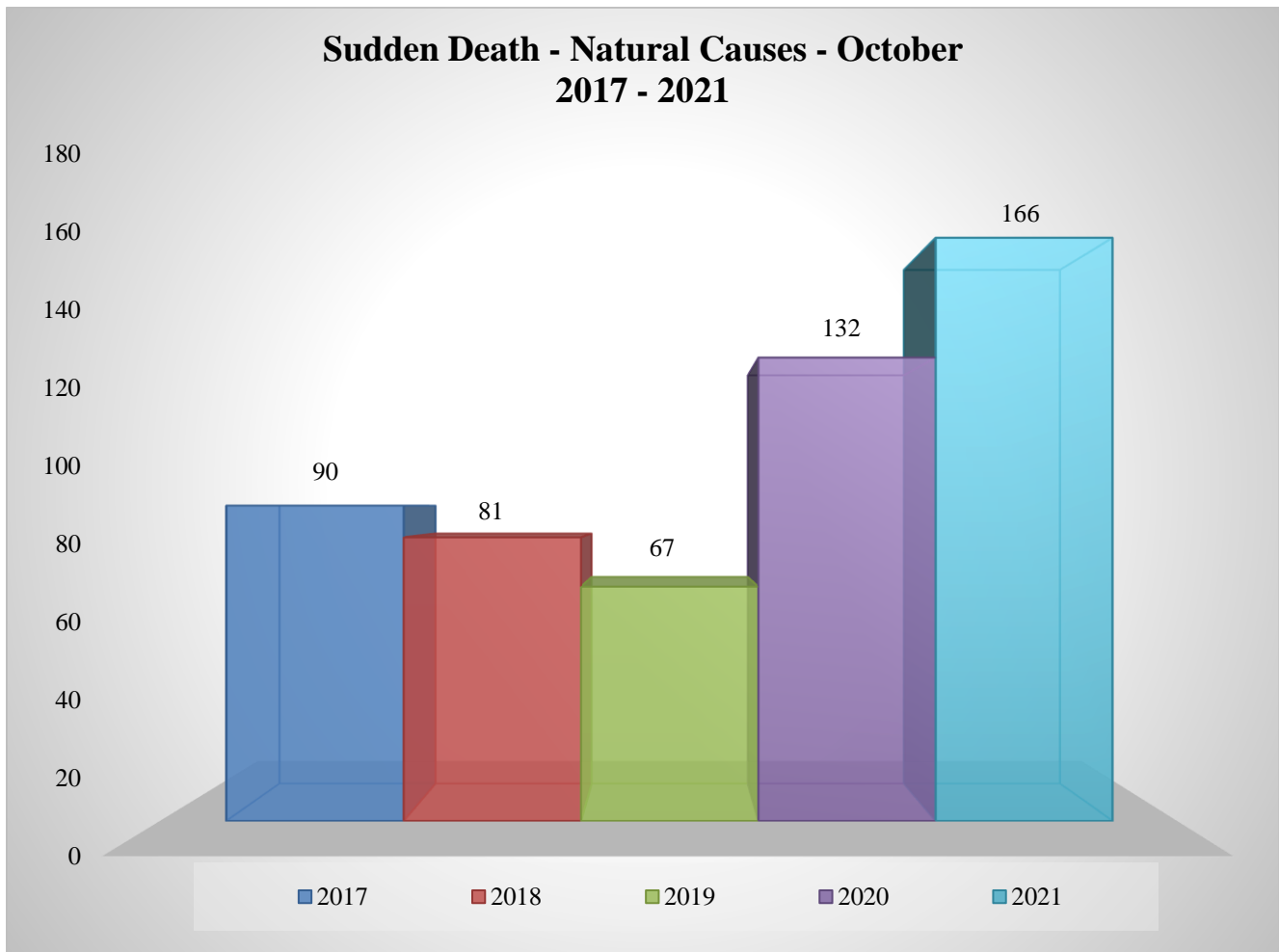
Drownings by Gender						
Age Range	Males		Females		Total	
	2021	2020	2021	2020	2021	2020
0-17	0	0	0	0	0	0
18-30	0	0	0	0	0	0
31-45	0	0	0	0	0	0
46-60	0	0	0	0	0	0
61 & Older	0	0	0	0	0	0
Unknown*	0	0	0	0	0	0
<b>Total</b>	<b>0</b>	<b>0</b>	<b>0</b>	<b>0</b>	<b>0</b>	<b>0</b>



**Sudden Death – Natural Causes  
October  
2017 – 2021**

Incident	2021	2020	% Change
Sudden Death (Natural Causes)	166	132	<b>26%</b>

Incident	2021	2020	2019	2018	2017
Sudden Death (Natural Causes)	166	132	67	81	90



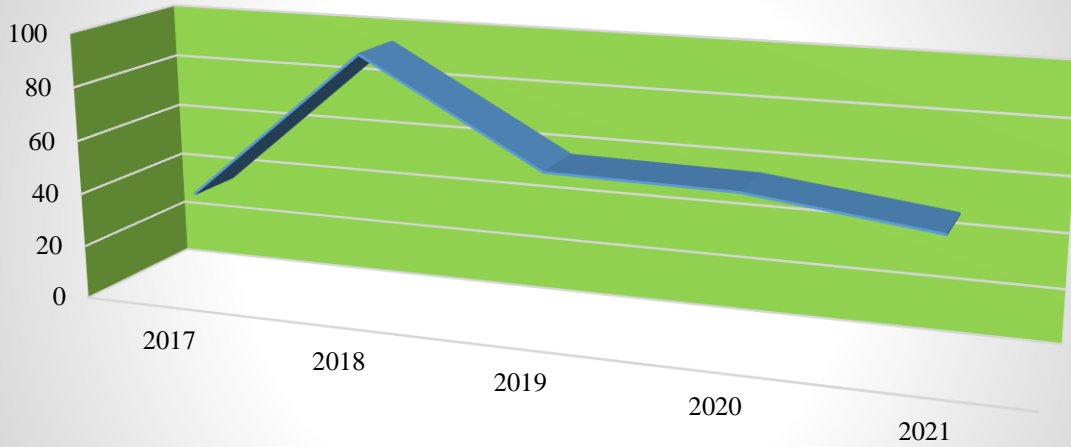
**Financial Crimes**  
**October**  
**2021 vs 2020**

<b>Incident</b>	<b>2021</b>	<b>2020</b>	<b>% Change</b>
Bribery	0	0	0
Extortion	0	1	N/A
Falsification of Accounts	0	0	0
Forgery	1	1	0
Fraud by False Pretenses	23	15	53
Possession of Forged Currency Notes	2	1	100
Possession of Forged Documents	3	3	0
Proceeds from Crime	0	1	N/A
Stealing by reason of employment	9	5	80
Stealing by reason of service	11	30	-63
Uttering Forged Currency Notes	0	0	0
Uttering Forged Documents	0	0	0
<b>Sub-Total</b>	<b>49</b>	<b>57</b>	<b>-14</b>

<b>Incident</b>	<b>2021</b>	<b>2020</b>	<b>2019</b>	<b>2018</b>	<b>2017</b>
Bribery	0	0	0	0	0
Extortion	0	1	2	1	0
Falsification of Accounts	0	0	0	0	0
Forgery	1	1	2	3	3
Fraud by False Pretenses	23	15	22	41	8
Possession of Forged Currency Notes	2	1	6	12	3
Possession of Forged Documents	3	3	1	2	1
Proceeds from Crime	0	1	1	3	2
Stealing by reason of employment	9	5	7	11	8
Stealing by reason of service	11	30	15	19	13
Uttering Forged Currency Notes	0	0	1	1	0
Uttering Forged Documents	0	0	1	2	0
<b>Sub-Total</b>	<b>49</b>	<b>57</b>	<b>58</b>	<b>95</b>	<b>38</b>

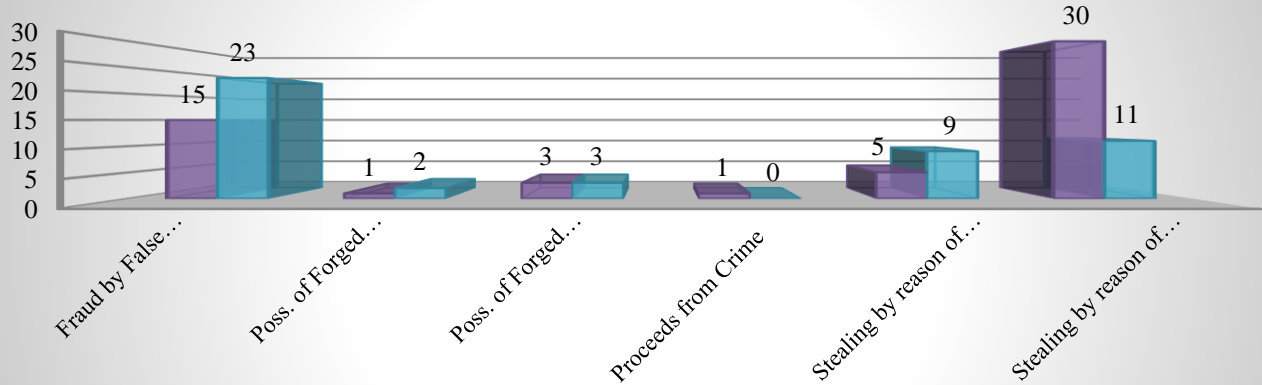


### Financial Crimes October 2021



	2017	2018	2019	2020	2021
Financial Crimes	38	95	58	57	49

### Financial Crimes October 2021 Vs. 2020

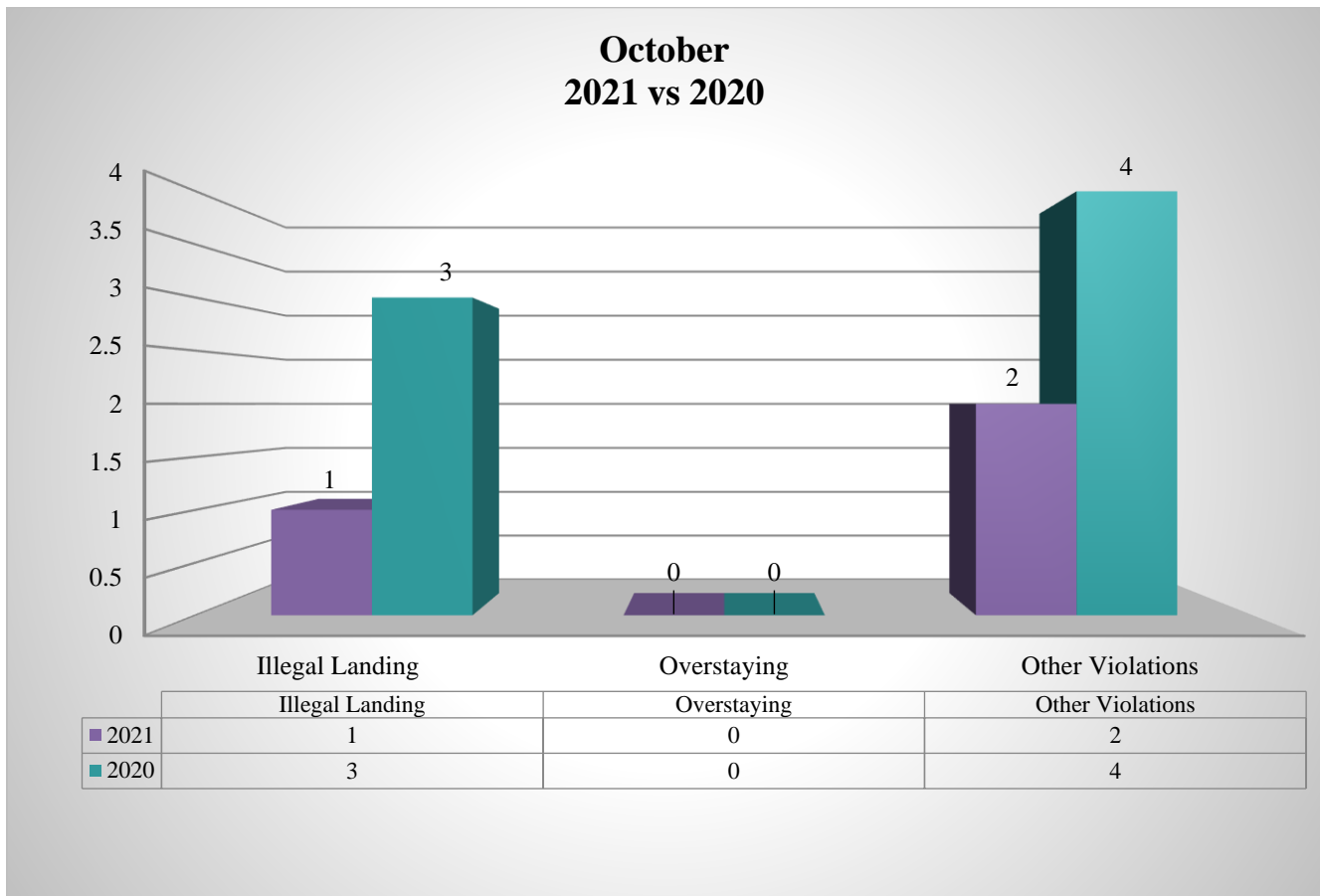


	Fraud by False Pretences	Poss. of Forged Currency Notes	Poss. of Forged Documents	Proceeds from Crime	Stealing by reason of employment	Stealing by reason of service
2020	15	1	3	1	5	30
2021	23	2	3	0	9	11

**Immigration Violations  
October  
2021 vs 2020**

Category	2021	2020	% Change
Illegal Landing	1	3	-67%
Overstaying	0	0	N/A
Other Violation	2	5	-60%

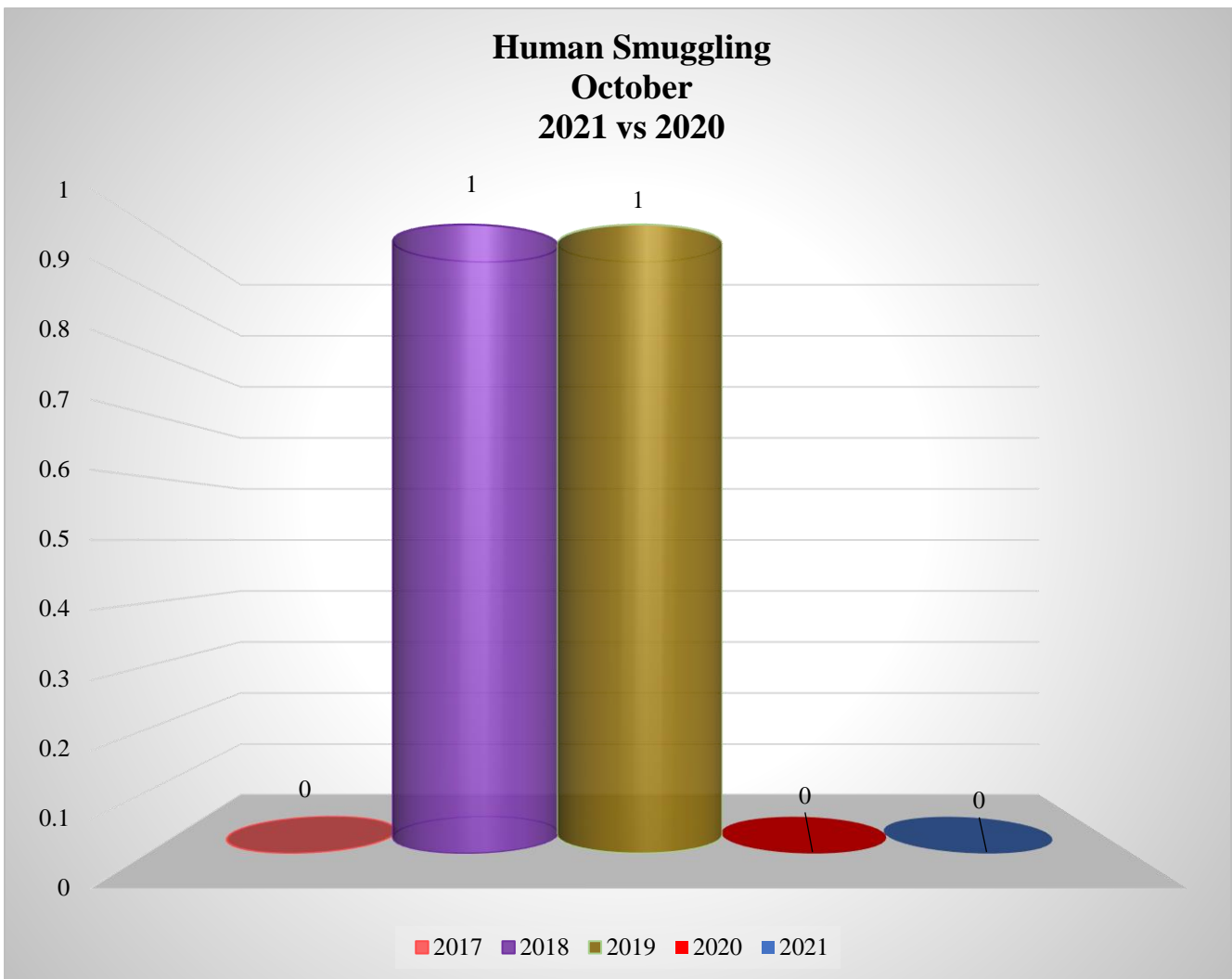
Incident	2021	2020	2019	2018	2017
Illegal Landing	1	3	0	1	0
Overstaying	0	0	1	1	0
Other Violation	3	1	1	2	0



**Human Smuggling  
October  
2021 vs 2020**

Category	2021	2020	% Change
Trafficking in Persons	0	0	N/A

Incident	2021	2020	2019	2018	2017
Trafficking in Persons	0	0	1	1	0



**Traffic Incidents – All Bahamas  
October 2021 vs 2020**

<b>Fixed Penalty Notices – All Bahamas</b>			
<b>Category</b>	<b>2021</b>	<b>2020</b>	<b>% CHANGE</b>
Fixed Penalty Notices	2,327	2,241	<b>4</b>

<b>Road Accident Reports</b>			
<b>Category</b>	<b>2021</b>	<b>2020</b>	<b>% CHANGE</b>
Fatal Accidents	4	1	<b>300</b>
Damage only	525	437	<b>20</b>
Hit & Run	83	109	<b>-24</b>
Minor Injuries	134	108	<b>24</b>
Serious Injuries	15	9	<b>67</b>

<b>Victims of Fatal Accidents</b>			
<b>Category</b>	<b>2021</b>	<b>2020</b>	<b>% CHANGE</b>
Fatal Crash Victims	4	1	<b>300</b>

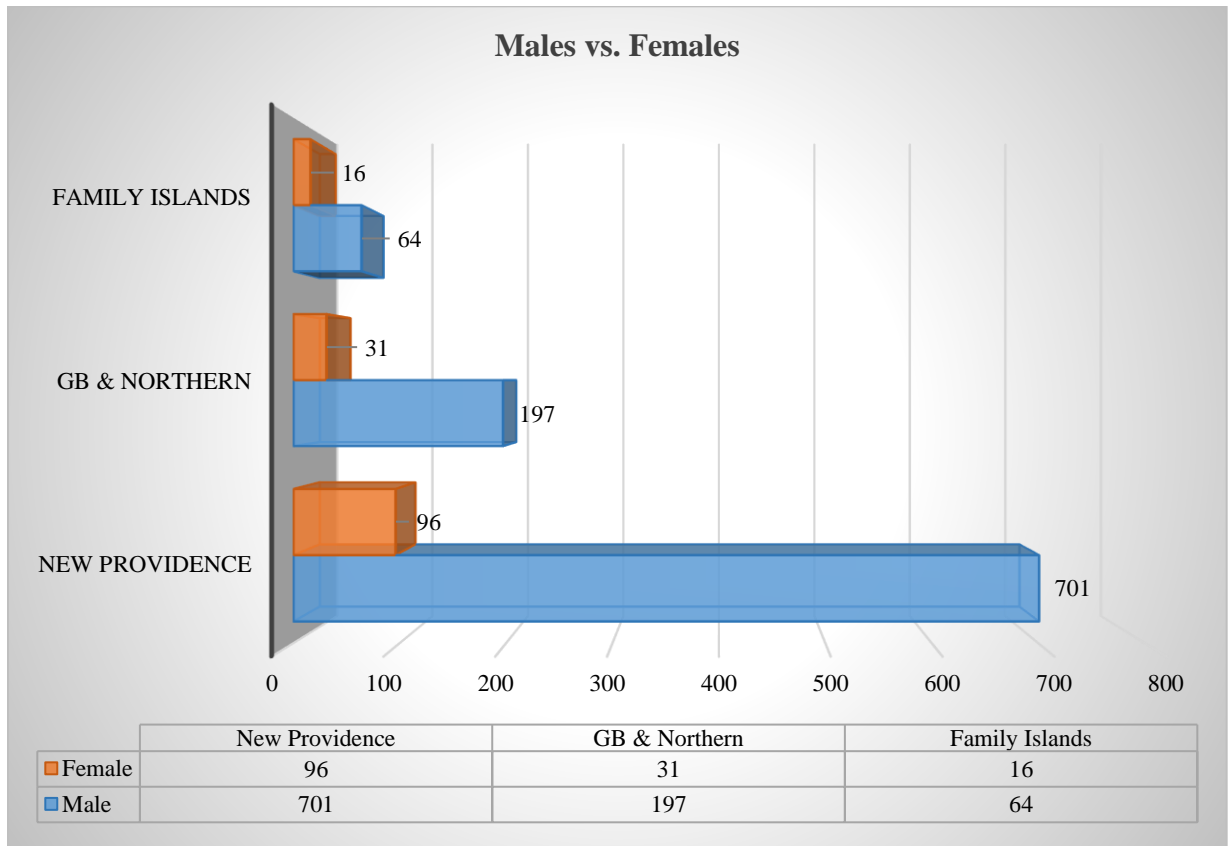
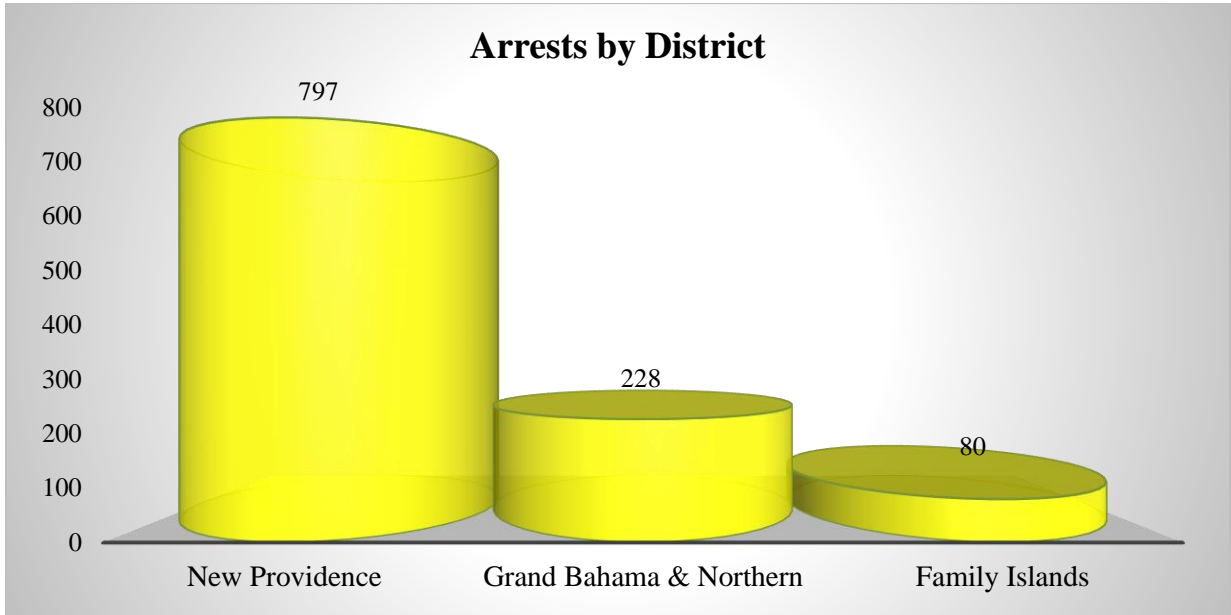
<b>Road Accident Reports by District</b>				
<b>Accident Type</b>	<b>New Providence</b>	<b>Grand Bahama</b>	<b>Family Islands</b>	<b>Total</b>
Fatality	3	2	0	<b>5</b>
Damage only	434	72	19	<b>525</b>
Hit & Run	69	12	2	<b>83</b>
Minor Injuries	107	19	8	<b>134</b>
Serious Injuries	3	8	4	<b>15</b>

**Training  
October 2021  
Internal, External & International**

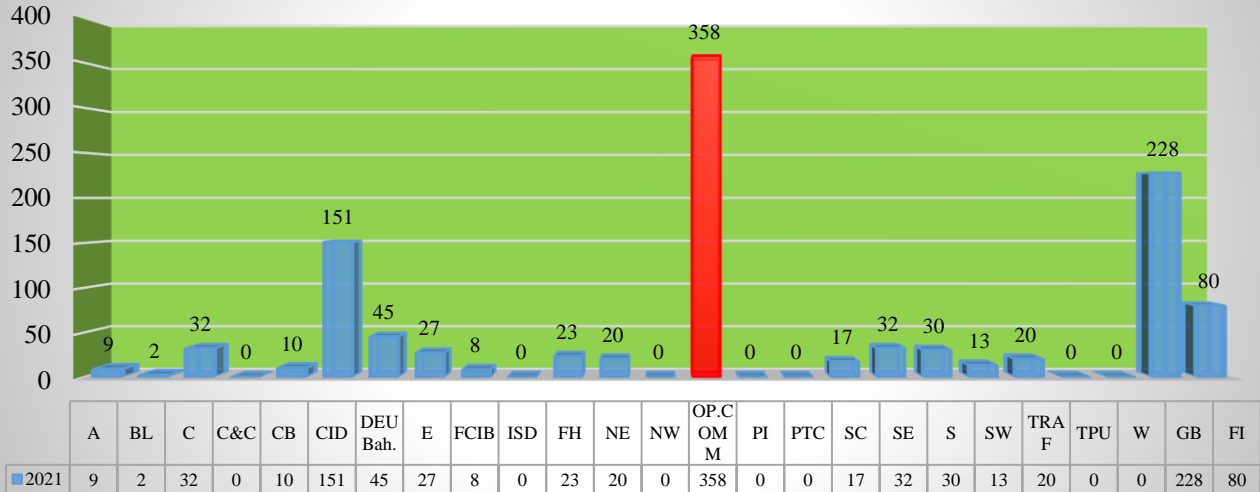
<b>Training Session</b>	<b># of Participants</b>
Firearm Recertification Course	0
Corporals Management Course	0
Driving Course	0
Inspectors Management Course	0
Maritime Training Agency Certification	0
Motorcyclists Course	0
Police Training College Entrance Exams 2021	0
Security Officers Course (Ministry of Health)	0
Sergeants Management Course	0
Tactical Course	0
<b>Total</b>	<b>0</b>

## Persons Arrested

For period in review, the police arrested 1,105 persons for various major and minor offences throughout the Commonwealth of The Bahamas. **New Providence** accounted for 797 or 72% of all persons arrested, **Grand Bahama & the Northern Bahamas** accounted for 228 or 21%, and the **Family Islands District** accounted for 80 or 7%. Males accounted for 962 or 87% of arrests, and females accounted for the remaining 143 or 13% of arrests.



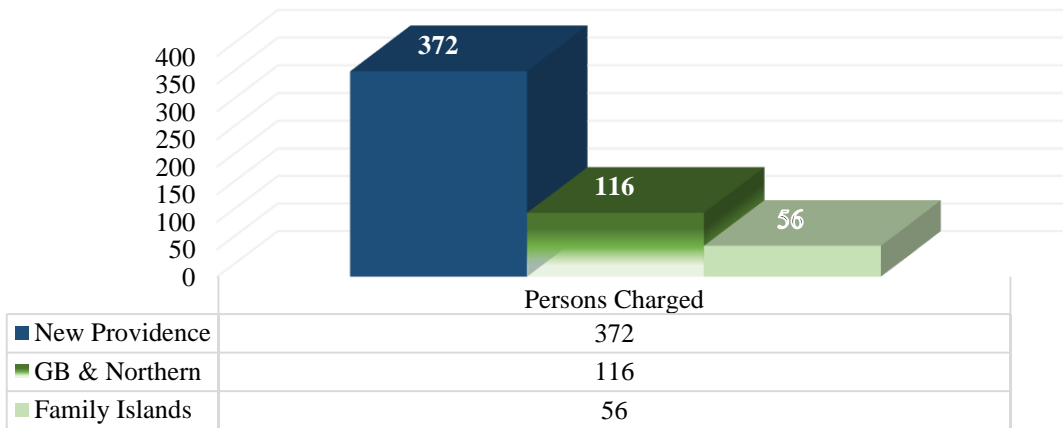
## Arrests - Policing Divisions



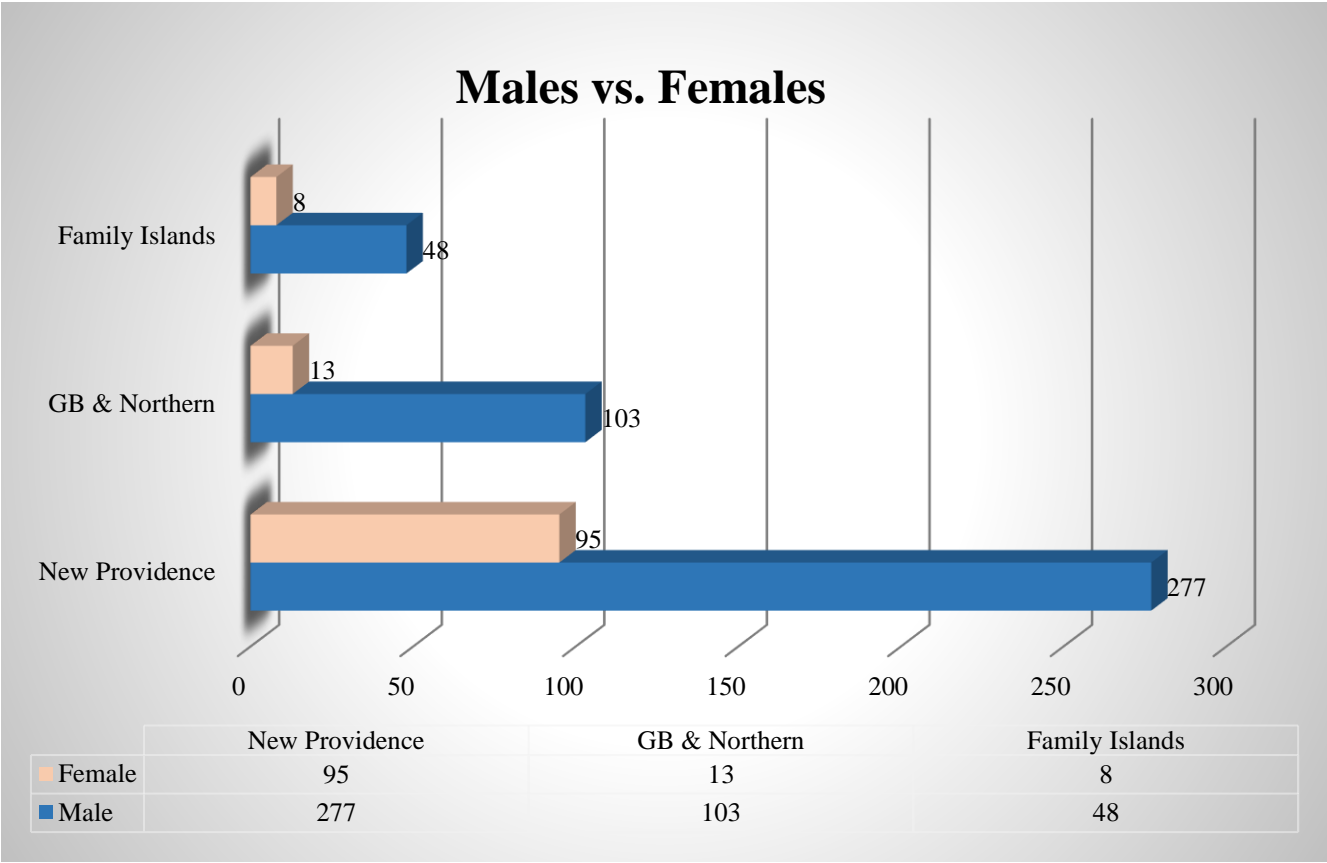
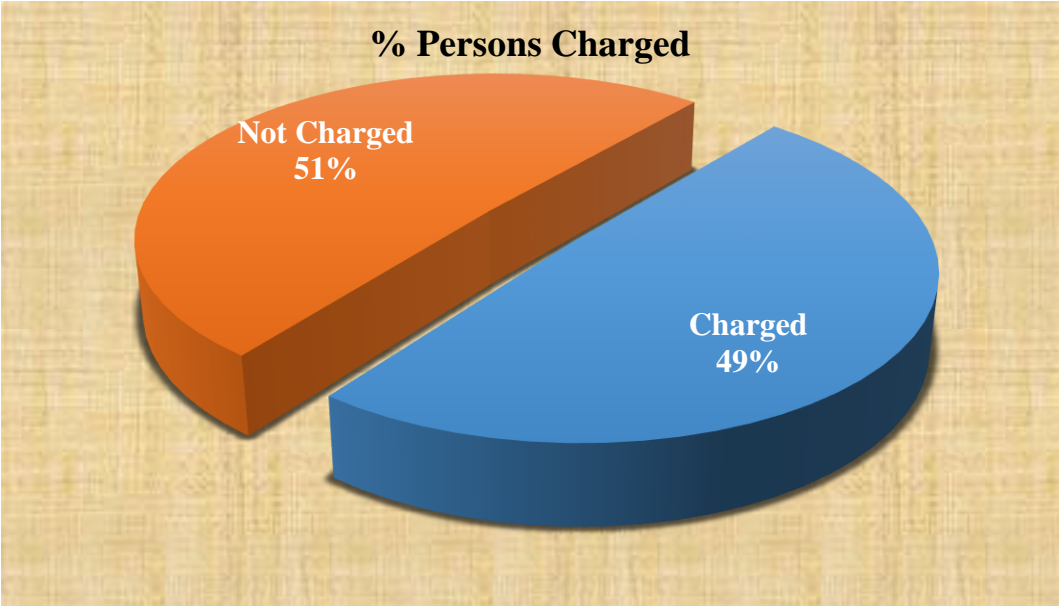
### Persons Charged

For the period in review, the police charged 544 persons for various major and minor offences throughout the Commonwealth of The Bahamas. **New Providence** accounted for 372 or 69% of all persons charged, **Grand Bahama and the Northern Bahamas** accounted for 116 or 21%, and the **Family Islands District** accounted for 56 or 10%. Males accounted for 428 or 79% of persons charged, and females accounted for the remaining 116 or 21% of persons charged.

### Persons Charged by District



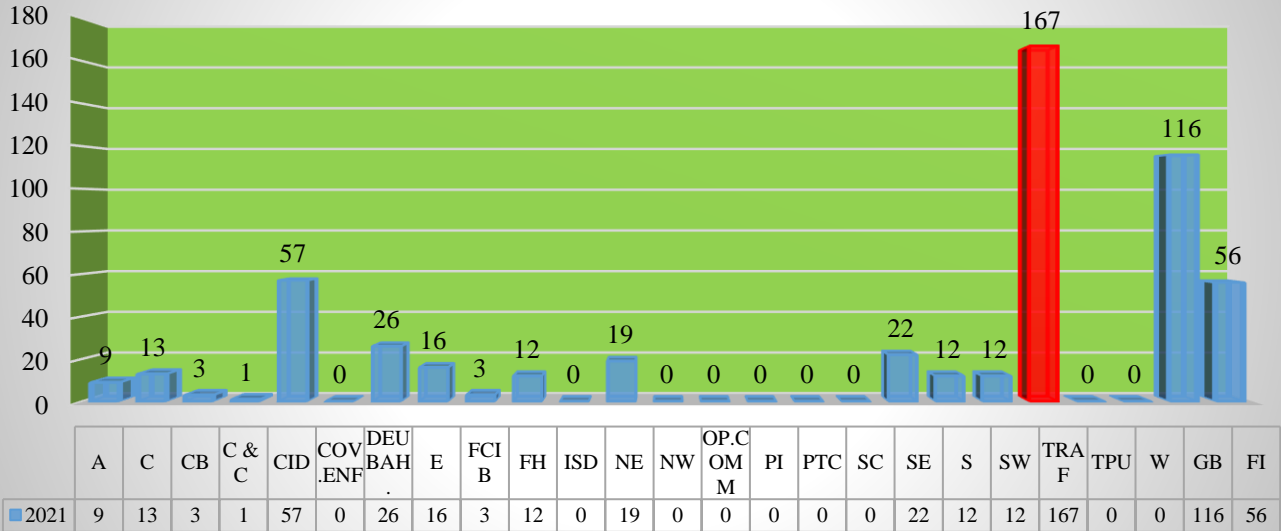
The period in review, there were 1,105 persons arrested, of which 49% or 544 suspects were charged before the Court.



*N.B. These are preliminary figures and are subject to change. Research and Policy Branch, RBPF.*



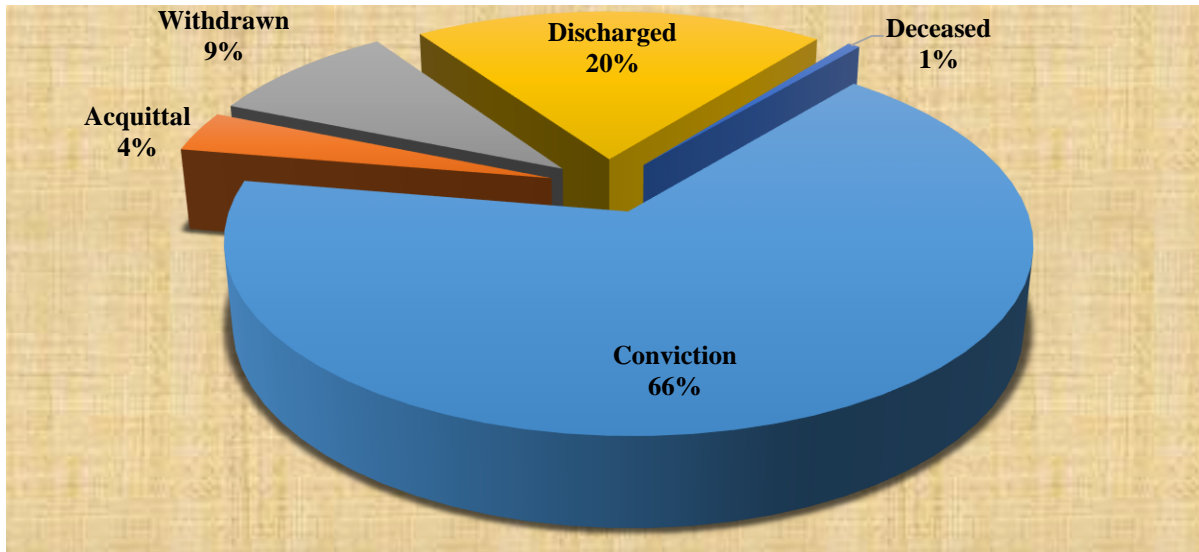
### Charged - Policing Divisions



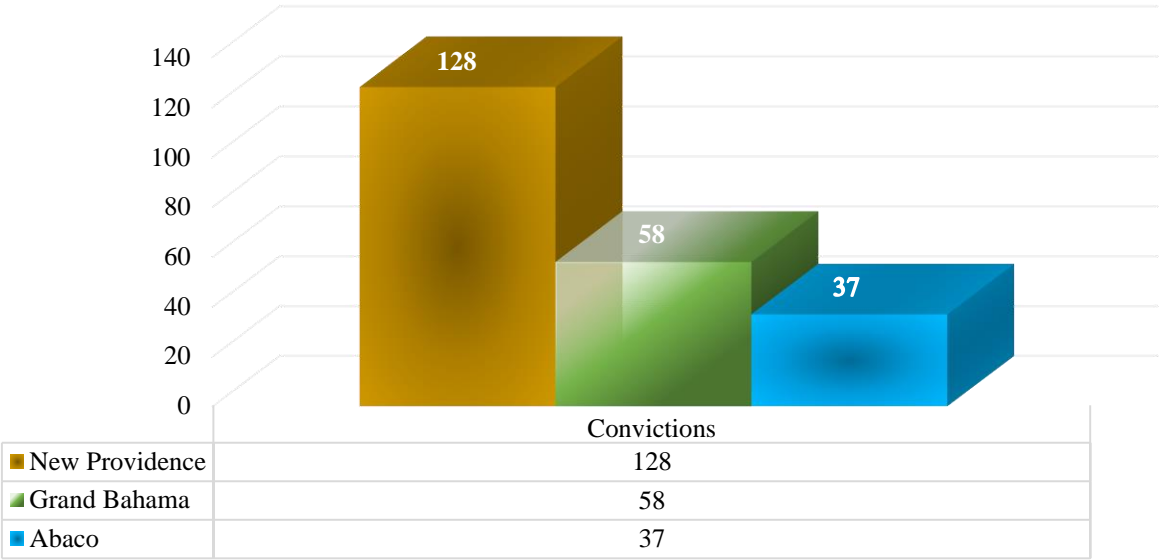
### Court Case Disposition

For the period in review, there were 223 convictions in the Magistrates Court, 12 acquittals, 2 deaths, 67 matters were discharged, and 31 matters were withdrawn by the virtual complainant.

### Case Disposition



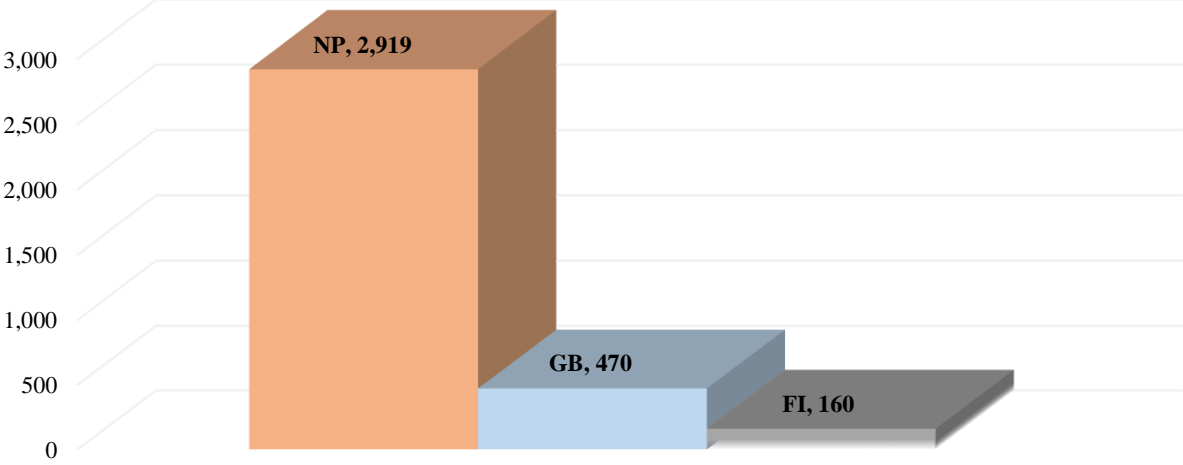
### Convictions



### Productivity Loss

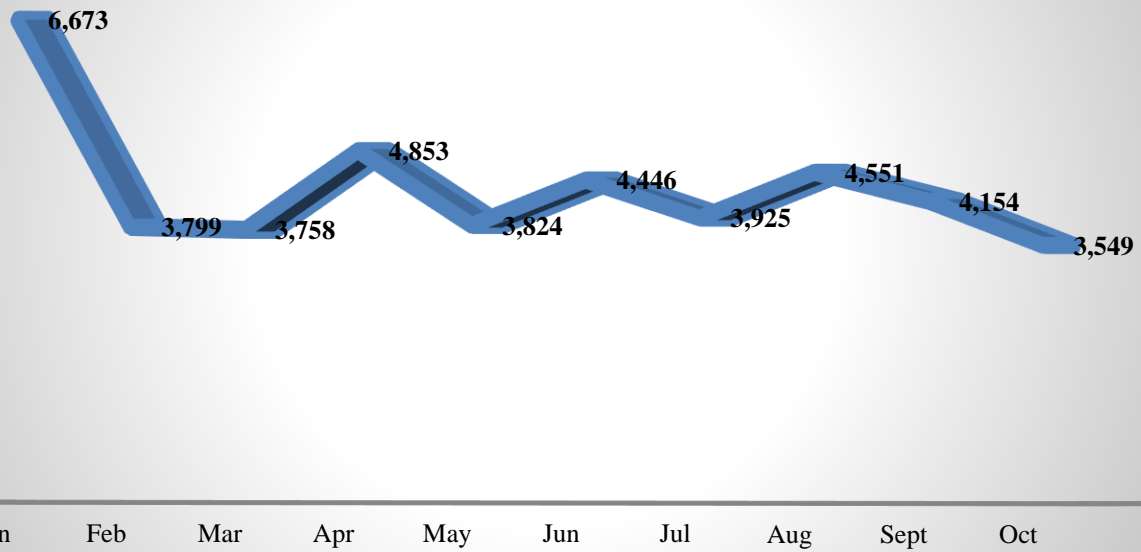
For the period in review, the Organization accounted for 3,549 sick days at an estimated loss of \$450K. Police Officers on industrial leave accounted for 527 or 15% of the overall sick days. The contracted ranks accounted for \$390K or 87% of all productivity losses due to sick reports. The New Providence District accounted for \$368K or 81% of the overall productivity losses with Grand Bahama District and the Family Islands District accounting for 14% and 5% respectively.

### Sick Days by District

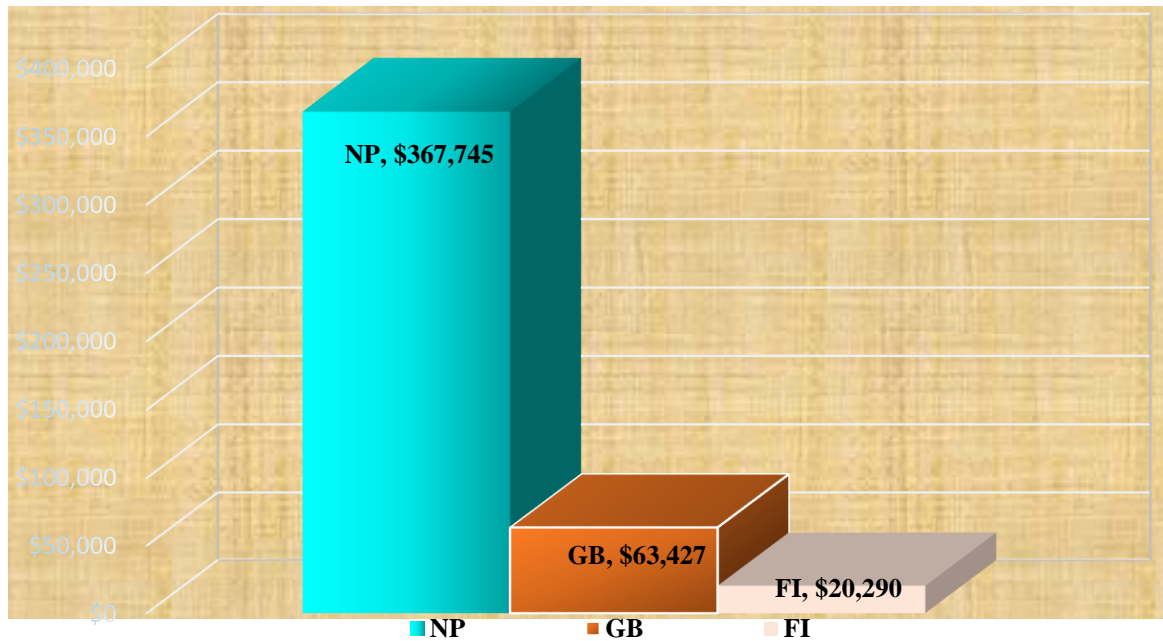


*N.B. These are preliminary figures and are subject to change. Research and Policy Branch, RBPF.*

### Sick Reports - All Bahamas

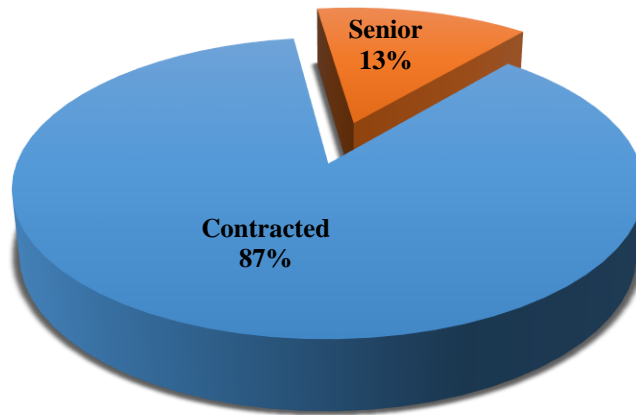


### Sick Reports - Productivity Loss by District

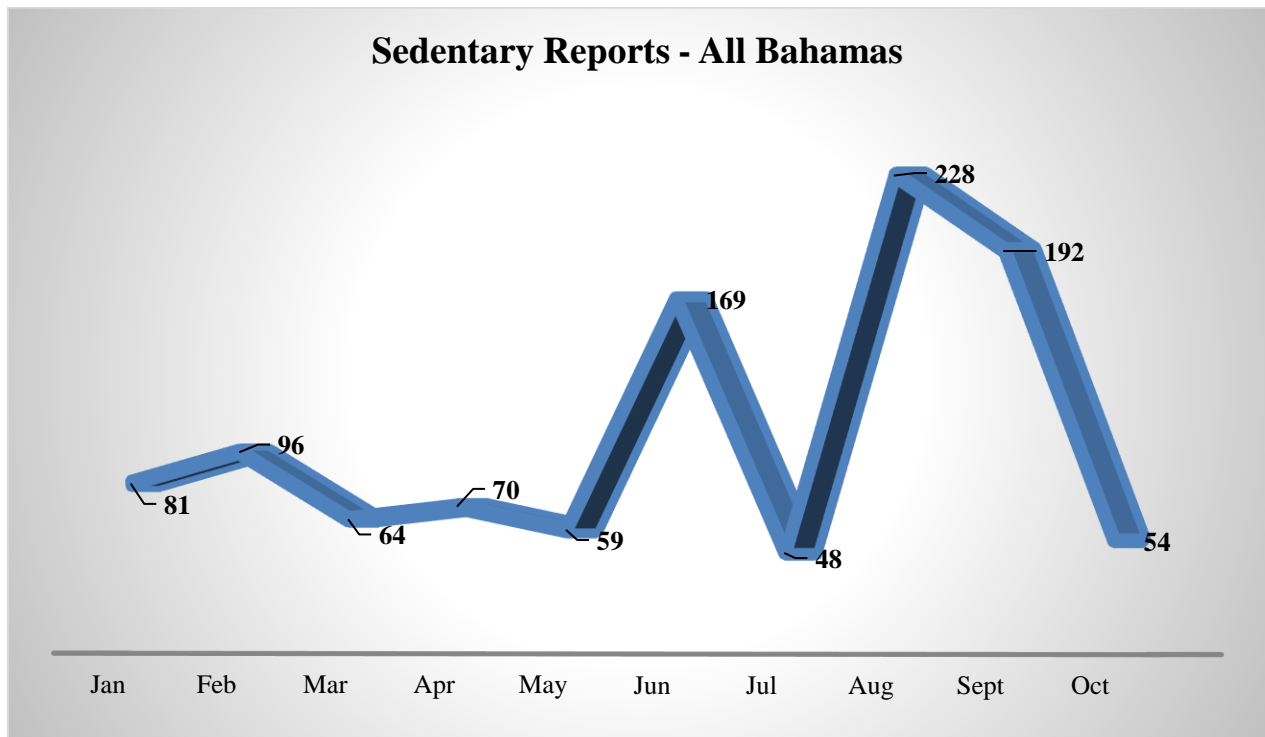


*N.B. These are preliminary figures and are subject to change. Research and Policy Branch, RBPF.*

## Productivity Loss by Rank - All Bahamas



For the period in review, 54 officers were on 4 hour sedentary duties accounting for an estimated loss of \$17K.



## Sedentary Productivity Loss

