

# Royal Bahamas Police Force

Creating Safer Communities



**NOVEMBER 2021**

**NATIONWIDE CRIME STATISTICS**

## TABLE OF CONTENTS

Nationwide Crime AnalysisNovember 2021 vs 2020 .....	3
Nationwide Crime StatisticsNovember 2021 vs 2020.....	5
Murder .....	6
Sexual Offences .....	8
Armed Robbery .....	9
Housebreakings.....	12
Stealing from Vehicle .....	14
Stolen Vehicle.....	14
New Providence District Reported Crime Statistics.....	18
New Providence District Divisional Breakdown.....	19
Airport Division Breakdown 2021 vs 2020 (NP).....	20
Cable Beach Division Breakdown 2021 vs 2020 (NP).....	21
Central Division Breakdown 2021 vs 2020 (NP).....	22
Eastern Division Breakdown 2021 vs 2020 (NP).....	23
FoxHill Division Breakdown 2021 vs 2020 (NP).....	24
Northeastern Division Breakdown 2021 vs 2020 (NP).....	25
Northwestern Division Breakdown 2021 vs 2020 (NP).....	26
Paradise Island Division Breakdown 2021 vs 2020 (NP).....	27
South Central Division Breakdown 2021 vs 2020 (NP).....	28
Southeastern Division Breakdown 2021 vs 2020 (NP).....	29
Southern Division Breakdown 2021 vs 2020 (NP).....	30
Southwestern Division Breakdown 2021 vs 2020 (NP).....	31
Western Division Breakdown 2021 vs 2020 (NP).....	32
Grand Bahama & Northern Bahamas District Reported Crime Statistics.....	33
Grand Bahama & Northern Bahamas District Divisional Breakdown .....	34
Airport Division Breakdown 2021 vs 2020 (GB & Northern Bahamas).....	35
Central Division Breakdown 2021 vs 2020 (GB & Northern Bahamas).....	36
Eight Mile Rock Division Breakdown 2021 vs 2020 (GB & Northern Bahamas).....	37
Northeastern Division Breakdown 2021 vs 2020 (GB & Northern Bahamas).....	38
Southwestern Division Breakdown 2021 vs 2020 (GB & Northern Bahamas).....	39
West-End Division Breakdown 2021 vs 2020 (GB & Northern Bahamas).....	40
Abaco Division Breakdown 2021 vs 2020 (GB & Northern Bahamas).....	41
Bimini Division Breakdown 2021 vs 2020 (GB & Northern Bahamas).....	42

Family Islands District Reported Crime Statistics.....	43
Family Islands District Divisional Breakdown.....	44
Acklins Division Breakdown 2021 vs 2020 (FI).....	45
Andros Division Breakdown 2021 vs 2020 (FI) .....	46
Berry Island Division Breakdown 2021 vs 2020 (FI).....	47
Cat Island Division Breakdown 2021 vs 2020 (FI).....	48
Eleuthera Division Breakdown 2021 vs 2020 (FI).....	49
Exuma Division Breakdown 2021 vs 2020 (FI).....	50
Inagua Division Breakdown 2021 vs 2020 (FI).....	51
Long Island Division Breakdown 2021 vs 2020 (FI).....	52
Mayaguana Division Breakdown 2021 vs 2020 (FI).....	53
San Salvador Division Breakdown 2021 vs 2020 (FI).....	54
Detection Rates - All Bahamas.....	56
Detection Rates - All Bahamas.....	57
Cybercrime .....	58
Crime Scene Investigation.....	58
Illegal Firearm Discovery and Seizure Demographics .....	58
Dangerous Drugs Discovery, Seizures and Arrests .....	60
Missing Persons.....	61
Emergency Powers Order (Breach).....	62
Other Police Activities.....	623
Complaints Against Police Officers .....	64
Fire Calls – All Bahamas.....	65
Miscellaneous Incidents.....	66
Domestic Related Cases .....	68
Gender Based Violence Matters .....	70
Police-Involved Shootings.....	711
Suicide Related Incidents .....	72
Drowning Incidents .....	73
Sudden Death - Natural Causes .....	74
Financial Crimes.....	75
Immigration Violations.....	77
Human Smuggling.....	78
Traffic Incidents.....	79
Persons Arrested .....	800

Persons Charged .....	811
Court Case Disposition .....	833
Productivity Loss .....	84

## Nationwide Crime Analysis

### November 2021 vs 2020

Preliminary figures for November 2021 indicate that major crimes increased by 5% with 326 cases, compared to 310 over the same period in 2020. There were regional increases across the board at rates of 2% in New Providence, 13% in Grand Bahama, and 41% on the Family Islands.

Crimes against the person increased by 18% with 71 incidents, compared to 60 in 2020. There were regional increases across the board at rates of 5% in New Providence, 250% in Grand Bahama, and 300% on the Family Islands. Property crimes increased by 2% with 255 incidents, compared to 250 over the same period in 2020. Property crimes in Grand Bahama remain unchanged. However, there were regional increases at rates of 1% in New Providence and 25% on the Family Islands.

**Homicides** increased by 83% with 11 incidents, compared to 6 over the same period in 2020. There were 7 murders in New Providence, 3 in Grand Bahamas, and 1 in the Family Islands District, with an overall solvency rate of 27%. Victims between the ages of 18 and 35 represented 58% of all homicides. Based on preliminary figures, homicides were more likely to occur on a Thursday than any other day of the week. Homicides were more prevalent in the **Southern** and **Eight Mile Rock Divisions**, accounting for 64% of the overall total for November. Fatal gunshot wounds remain the leading cause of death for homicides accounting for all 11 incidents.

**Armed Robberies** increased by 58% with 30 incidents, compared to 19 over the same period in 2020. Armed Robberies occurred mostly between the hours of 8pm and 10pm. Based on preliminary figures, armed robberies were more likely to occur on a Friday than any other day of the week. Armed Robberies were more prevalent in the **Southwestern Division**, accounting for 30% of the overall total for the month of November. Most armed robberies occurred at business establishments, at the street level, and at residences. Firearms continue to be the weapon of choice for the commission of armed robberies. Males represented the highest percentage of victims at 66%, compared to female victims at 34%.

**Robberies** decreased by 27% with 8 incidents, compared to 11 over the same period in 2020. Robberies occurred mostly between the hours of 10pm and 12 noon. Based on preliminary figures, robberies were more likely to occur on a Friday than any other day of the week. Males represented the highest percentage of victims at 67%, compared to female victims at 33%.

**Stolen vehicles** increased by 50% with 27 incidents, compared to 18 over the same period in 2020. **Nissans** and **Hondas** were the most targeted vehicles of choice, representing 40% and 26% respectively of all vehicles that were stolen. Most vehicles were stolen from the owner's residence. Stolen Vehicles were mostly reported in the **Northeastern Division**, accounting for 19% of the overall total. Eleven percent of stolen vehicles were recovered for the month of November.

**Stealing from vehicles** increased by 72% with 62 incidents, compared to 36 over the same period in 2020. The most frequent items stolen included auto parts, cash, and handbags. Honda Accords were mostly targeted, with Nissan Note trending behind. Based on preliminary figures, stealing from vehicles was more likely to occur on Friday than on any other day of the week. Stealing from Vehicle cases were mostly reported in the **Northeastern, South Central, and Southwestern Divisions** for the month of November accounting for 34% of incidents.

**Housebreakings** decreased by 24 % with 42 incidents, compared to 55 over the same period in 2020. For the month of November, **New Providence District** accounted for 31 or 74% of housebreakings, most of which occurred in the **South Central Division** accounting for 14% of cases. **Grand Bahama**, including **Abaco and Bimini**, accounted for 8 or 19% of housebreakings. The **Family Islands District** accounted for the remaining 3 or 7%, most of which occurred in Andros, Eleuthera, and Mayaguana. Based on preliminary figures, housebreakings were more likely to occur on Tuesday and Saturday than any other day of the week.

**Shopbreakings** decreased by 19% with 44 incidents, compared to 54 over the same period in 2020. **New Providence District** accounted for 40 or 90% of shopbreakings, most of which occurred in the **South Central Division** with 10 incidents. **Grand Bahama**, including **Abaco and Bimini**, accounted for 2 or 5% of shopbreakings, including 1 in **Central**, and 1 in **Bimini**. The **Family Islands District** accounted for the remaining 2 or 5%, which occurred in **Eleuthera**. Based on preliminary figures, shopbreakings were more likely to occur on a Friday than any other day of the week.

For the period in review, a total of 21 **firearms** were discovered and seized throughout the Commonwealth of The Bahamas. As a result, 23 persons were charged with possession of illegal firearms. Additionally, **ShotSpotter** detected 54 gunshot incidents, consisting of 62 multiple shots, 13 single shot incidents, and 3 probable shots, totaling 194 rounds discharged.

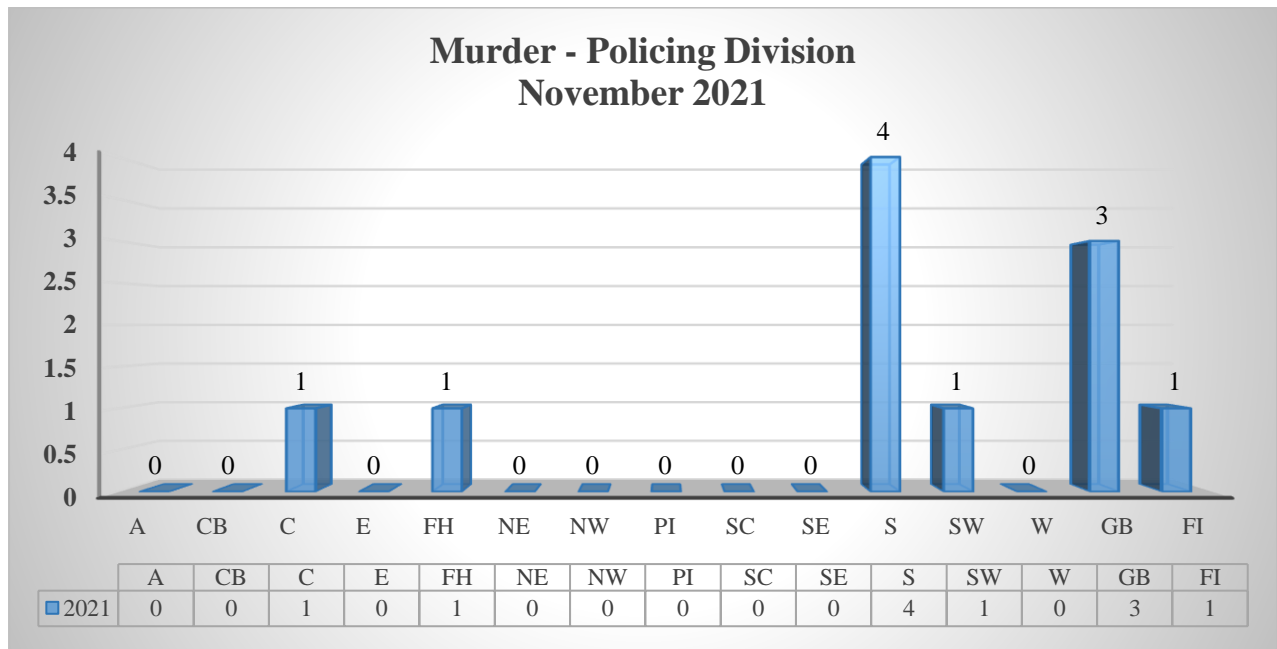
There were 18 breaches to the Emergency Powers Order, including 8 curfew violations and 10 other breaches. Furthermore, officers of the Royal Bahamas Police Force conducted 1,556 field check patrols, 53 road checks and executed 3 warrants of arrest throughout the Commonwealth of The Bahamas. As a result of these efforts, 1089 persons were arrested for various major and minor offences. Of this number, 55% or 600 suspects were charged before the Court. There were 266 convictions in the Magistrates Court, 14 acquittals, 4 deaths, 74 matters were discharged and 69 matters were withdrawn by the virtual complainant.

**Nationwide Crime Statistics**  
**All Bahamas**  
**November**  
**2021 vs 2020**

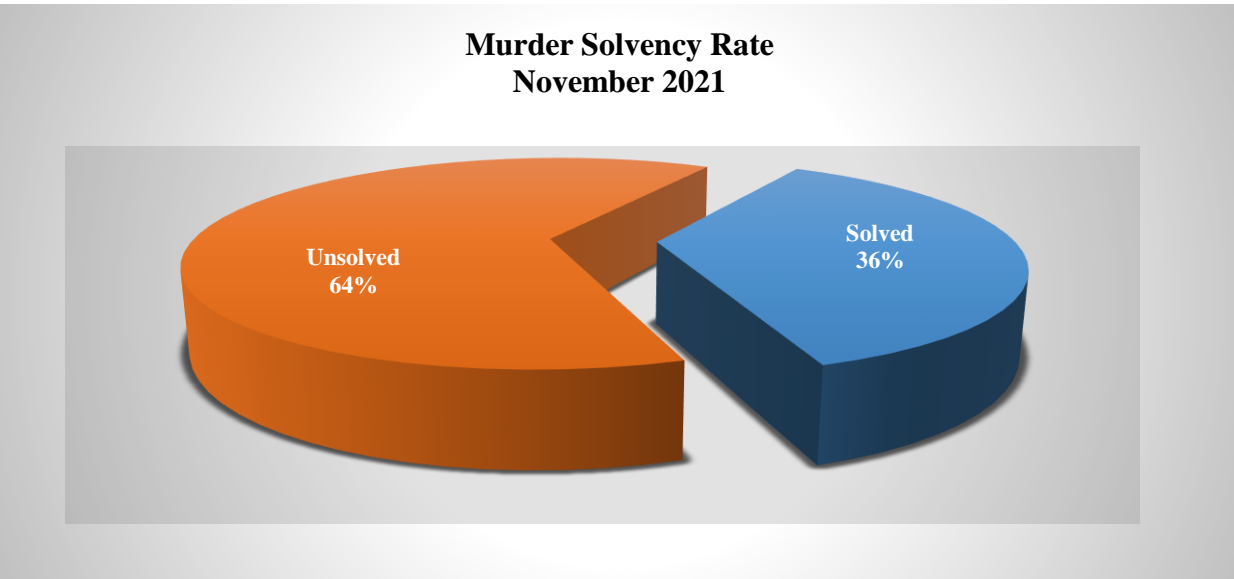
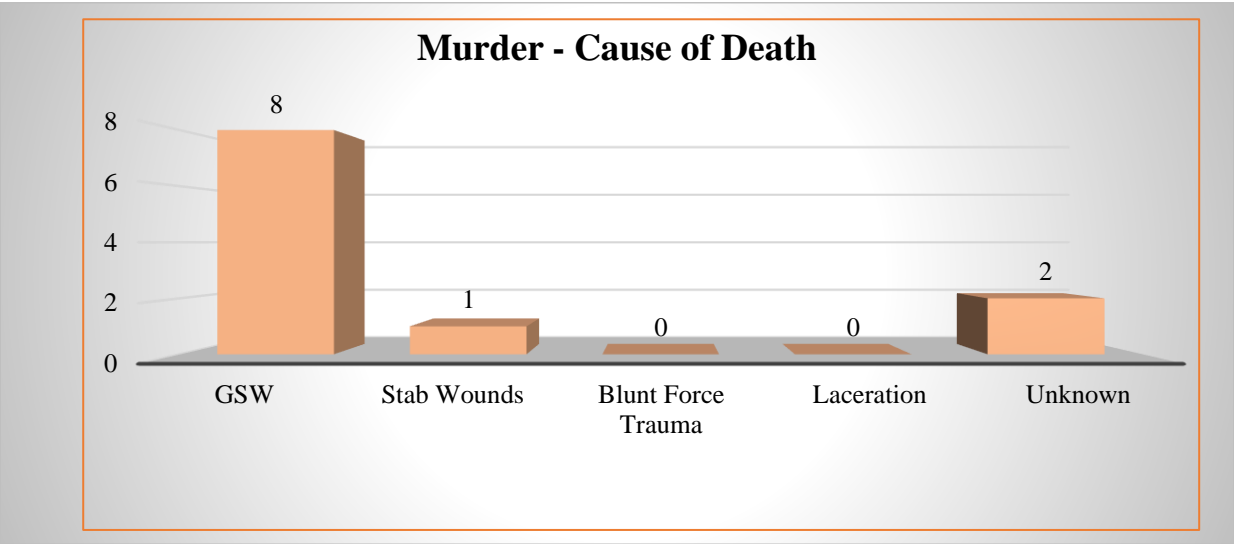
<b>Crimes Against the Person</b>	<b>2021</b>	<b>2020</b>	<b>% CHANGE</b>
Murder	11	6	<b>83</b>
Attempted Murder	6	4	<b>50</b>
Manslaughter	0	0	<b>0</b>
Rape	3	5	<b>-40</b>
Attempted Rape	1	0	<b>N/A</b>
Unlawful Sexual Intercourse	12	14	<b>-14</b>
Armed Robbery	30	19	<b>58</b>
Robbery	8	11	<b>-27</b>
Attempted Robbery	0	1	<b>N/A</b>
<b>Sub-Total</b>	<b>71</b>	<b>60</b>	<b>18</b>
<b>Crimes Against the Property</b>	<b>2021</b>	<b>2020</b>	<b>% CHANGE</b>
Burglary	7	8	<b>-13</b>
Housebreaking	42	55	<b>-24</b>
Shopbreaking	44	54	<b>-19</b>
Stealing	73	79	<b>-8</b>
Stealing from Vehicle	62	36	<b>72</b>
Stolen Vehicle	27	18	<b>50</b>
<b>Sub-Total</b>	<b>255</b>	<b>250</b>	<b>2</b>
<b>Total</b>	<b>326</b>	<b>310</b>	<b>5</b>

## Murder

In 2021, murders for November increased by 83% with 11 cases compared to 6 over the same period in 2020.



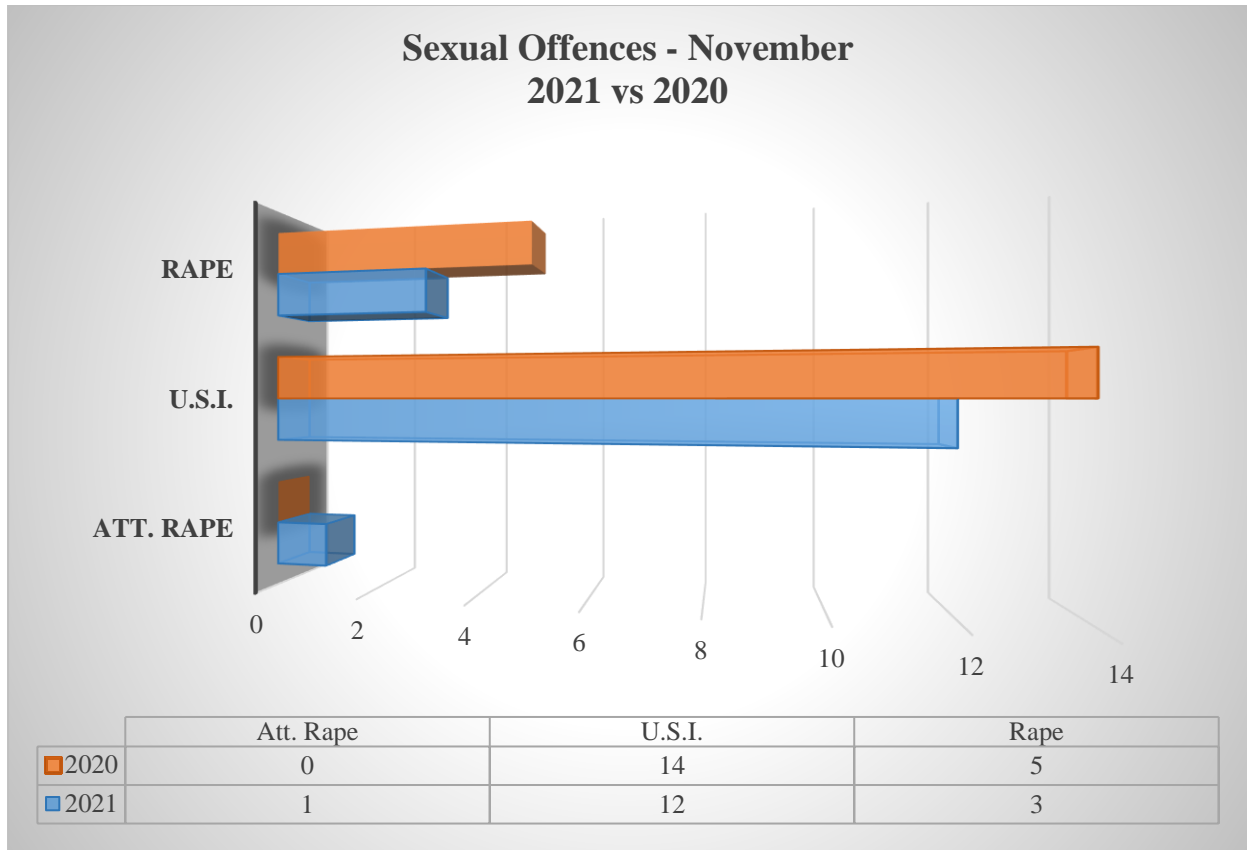




*N.B. These are preliminary figures and are subject to change. Research and Policy Branch, RBPF.*

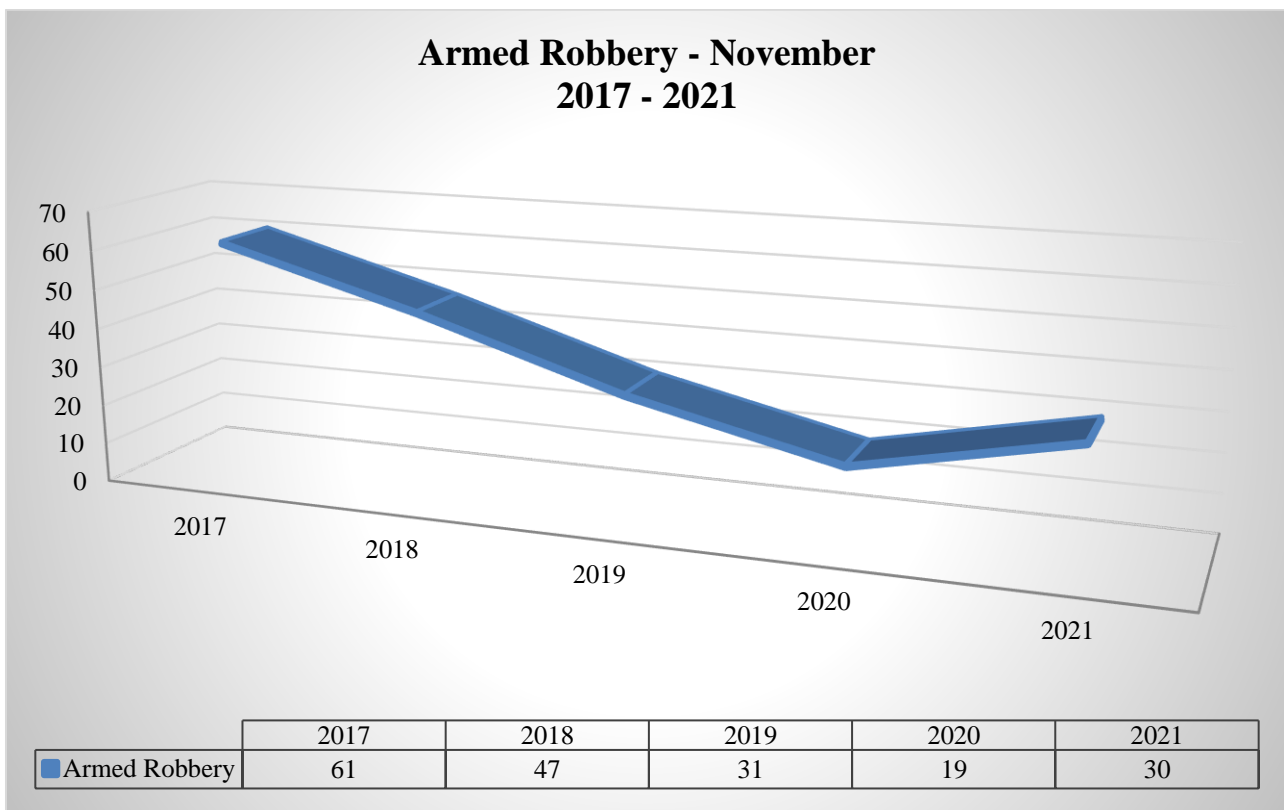
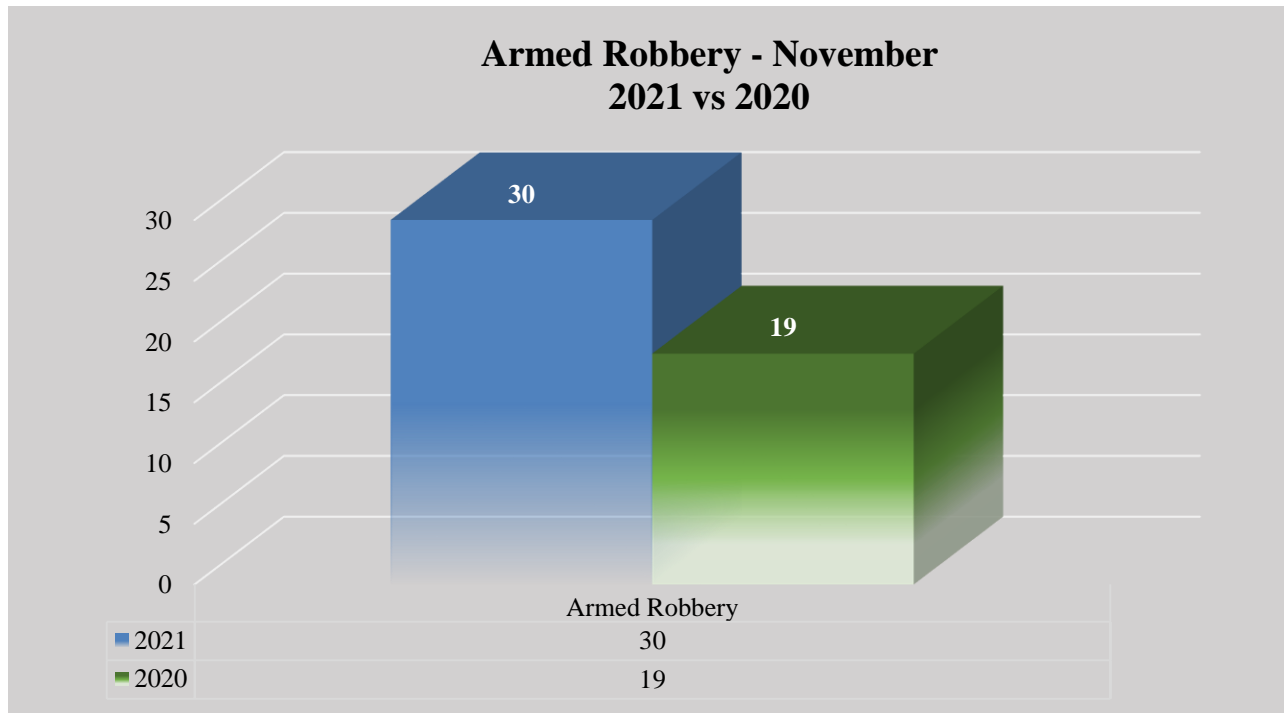
## Sexual Offences

For the month of November 2021, reports of sexual offences decreased by 16% with 16 incidents, compared to 19 over the same period in 2020. These offences include rape, unlawful sexual intercourse and attempted rape. (N.B. Unlawful sexual intercourse includes incest).

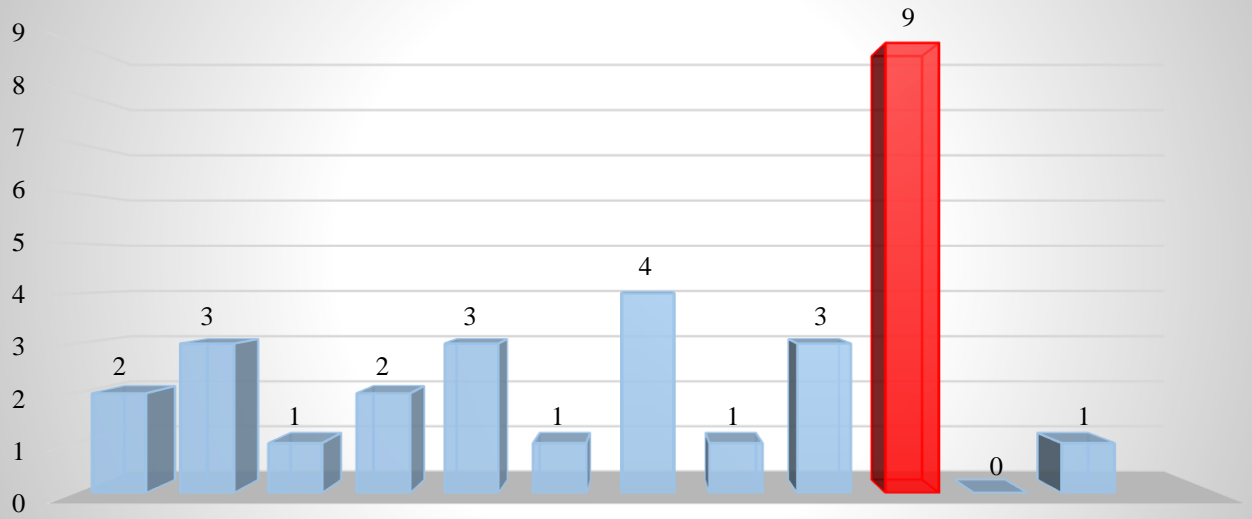


## Armed Robbery

For the period in review, armed robberies increased by 58% with 30 incidents, compared to 19 in 2020.

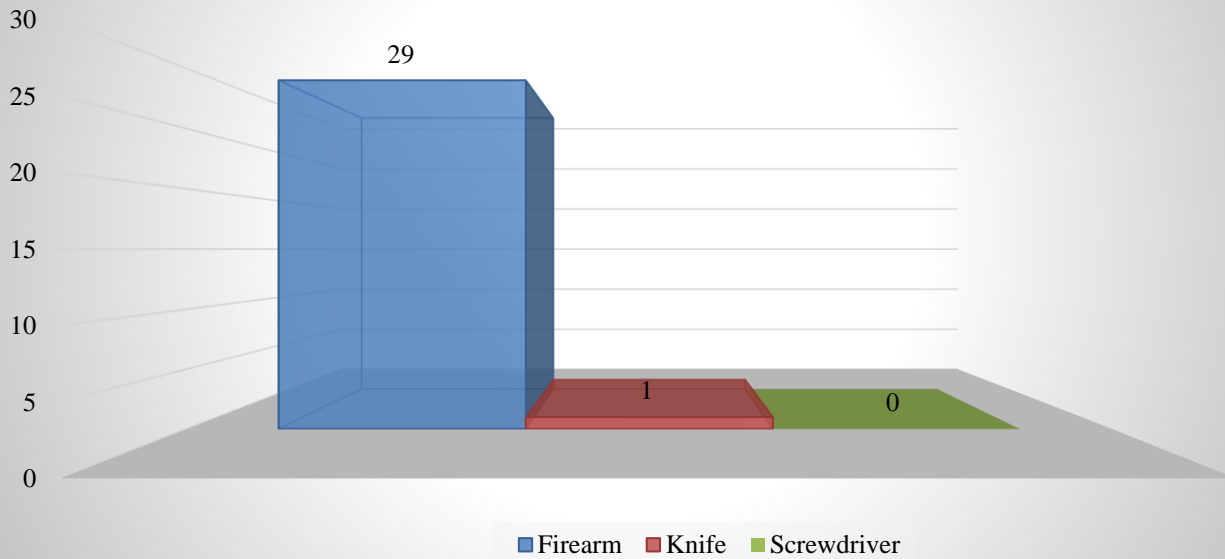


### Armed Robbery - Police Division November 2021

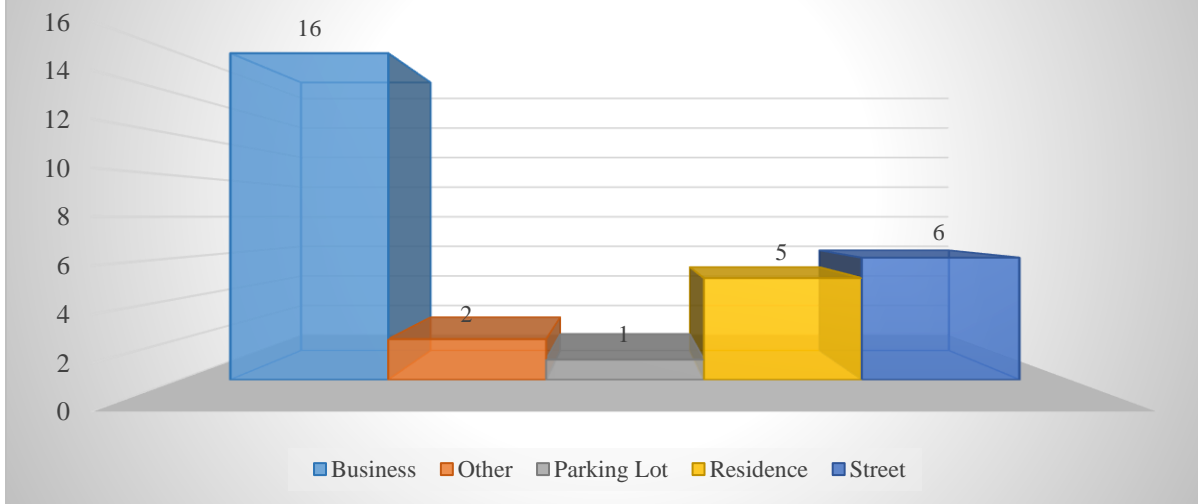


	CB	C	E	FH	NE	NW	SC	SE	S	SW	GB	FI
2021	2	3	1	2	3	1	4	1	3	9	0	1

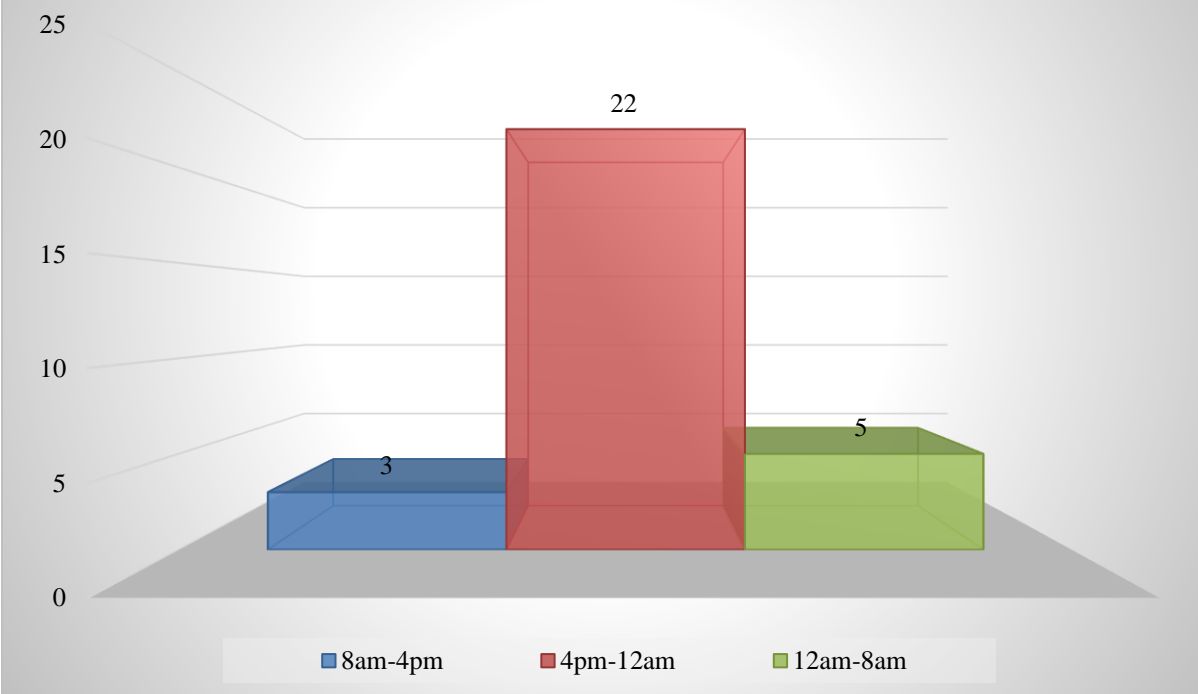
### Armed Robbery - Weapon Used November 2021



### Armed Robbery - November 2021 Incident Location

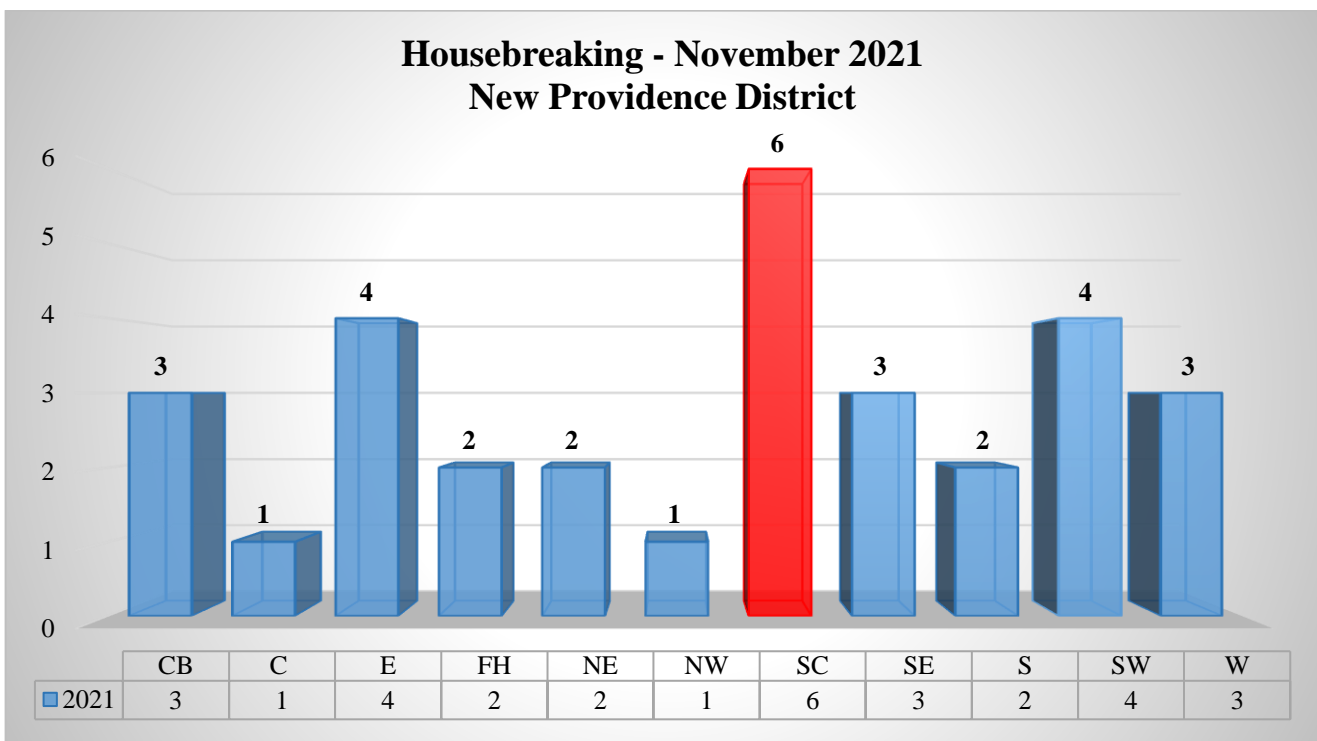
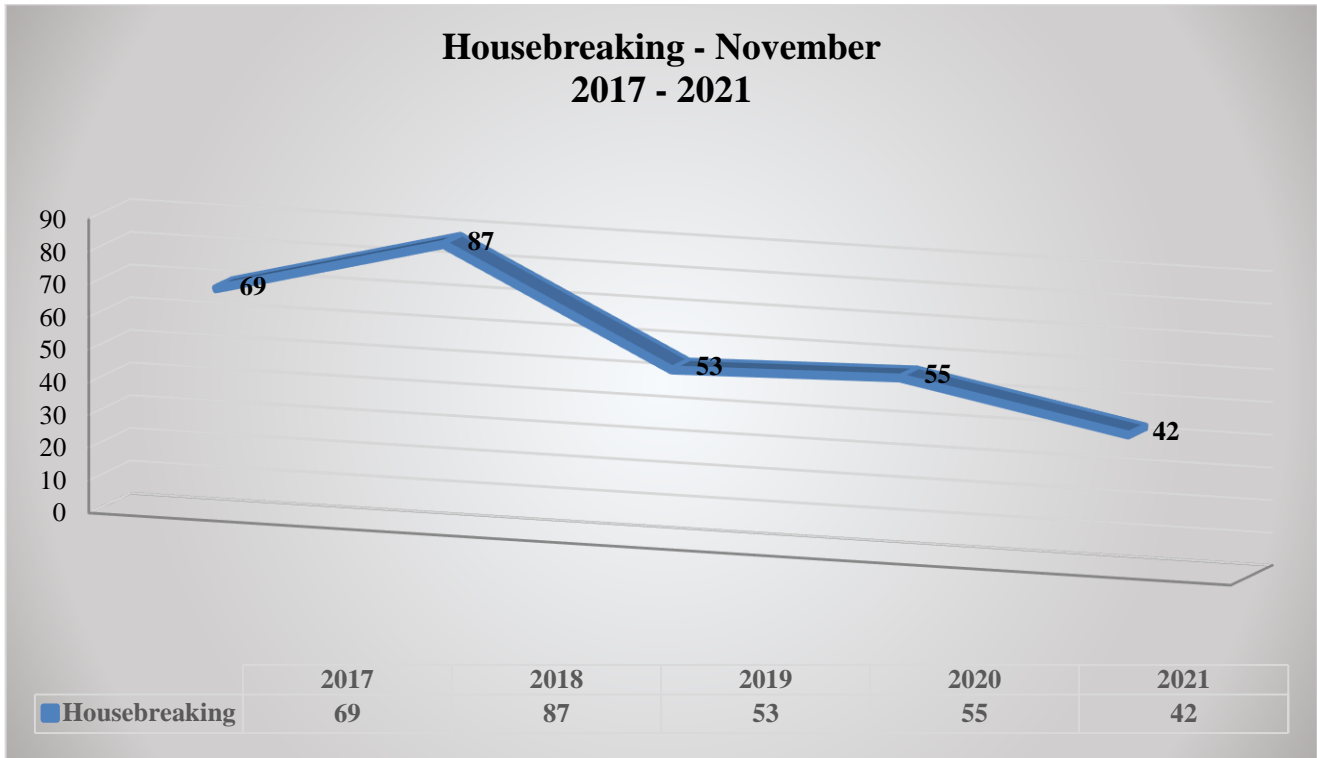


### Armed Robbery - November 2021 Time of Day



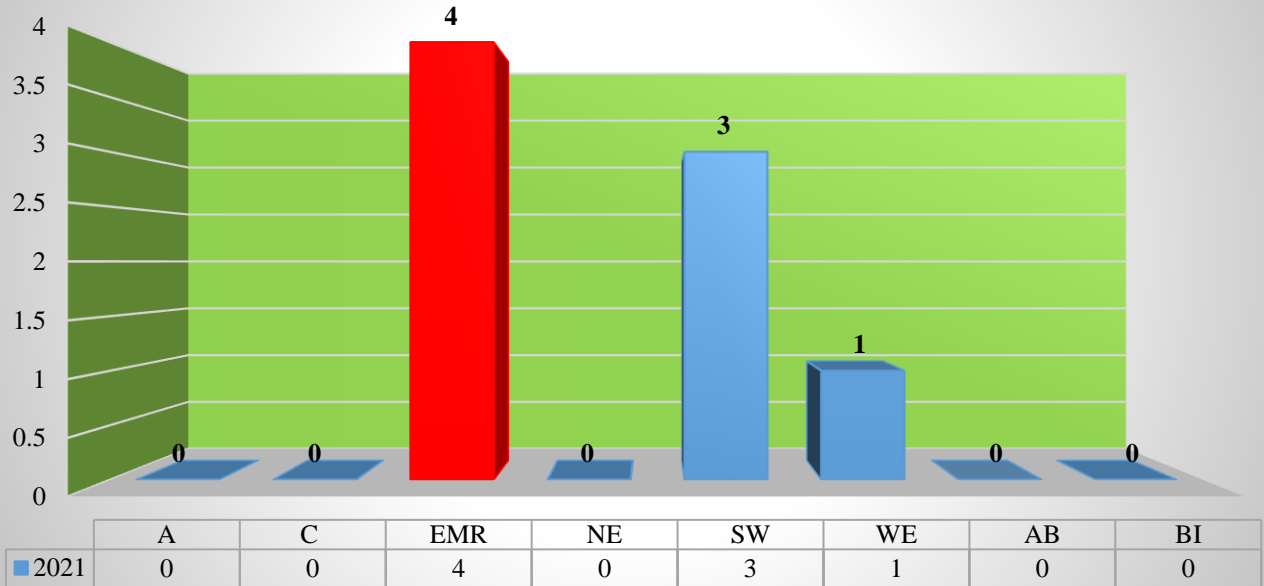
## Housebreaking

For November 2021, housebreakings decreased by 24% with 42 incidents, compared to 55 over the same period in 2020. Based on preliminary figures, housebreakings were more likely to occur on a Monday and Wednesday than any other day of the week.

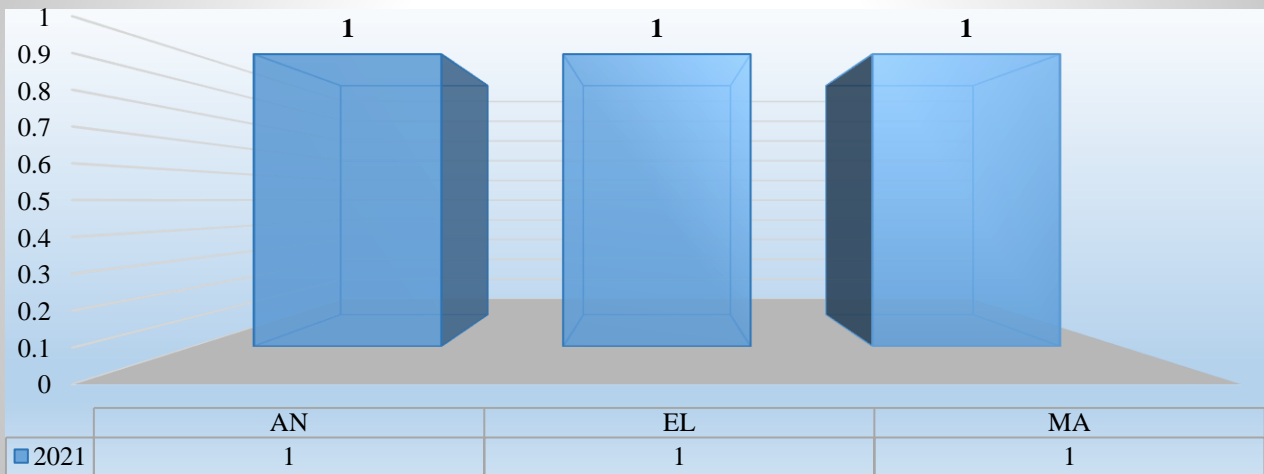


*N.B. These are preliminary figures and are subject to change. Research and Policy Branch, RBPF.*

### Housebreaking - November 2021 Grand Bahama District

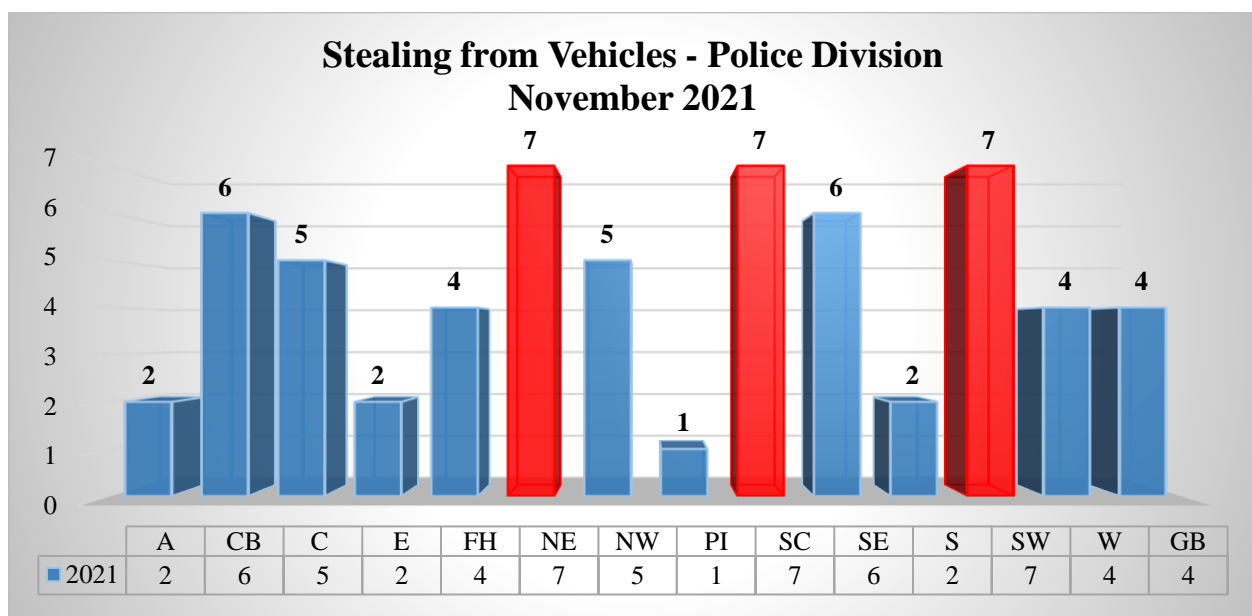
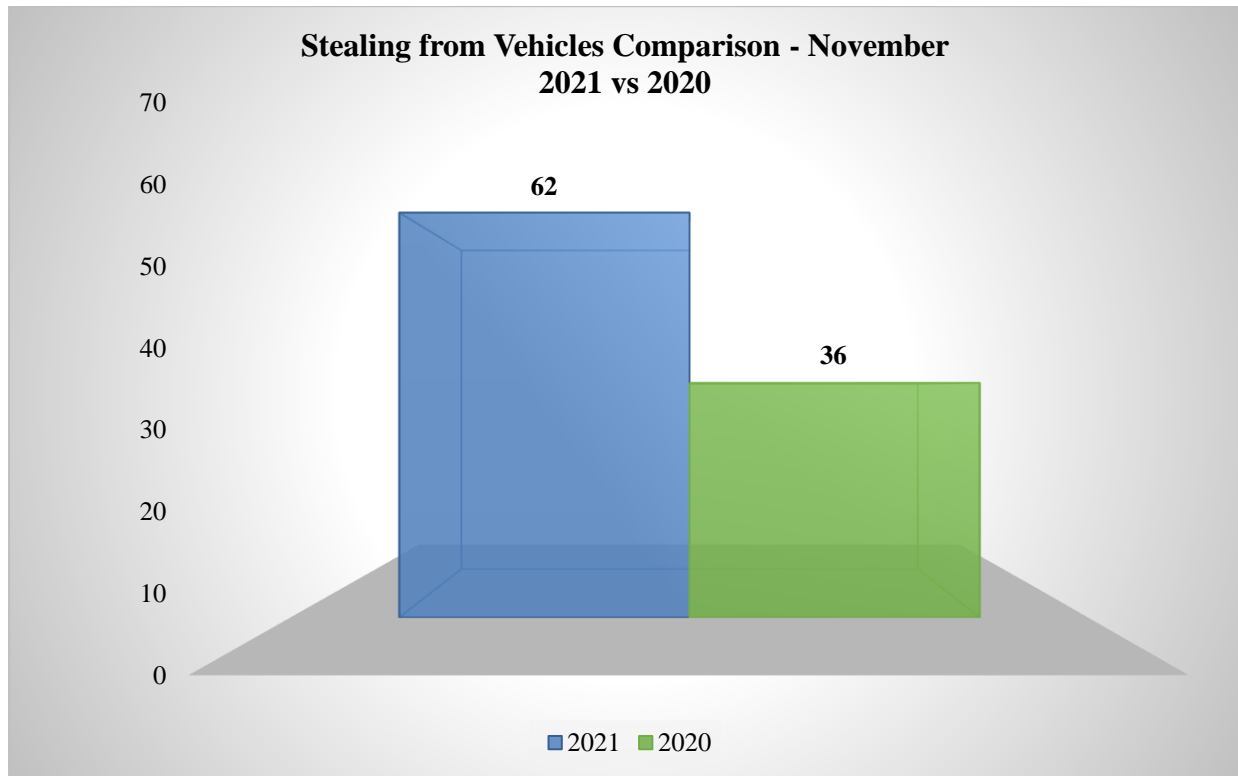


### Housebreaking - November 2021 Family Islands District



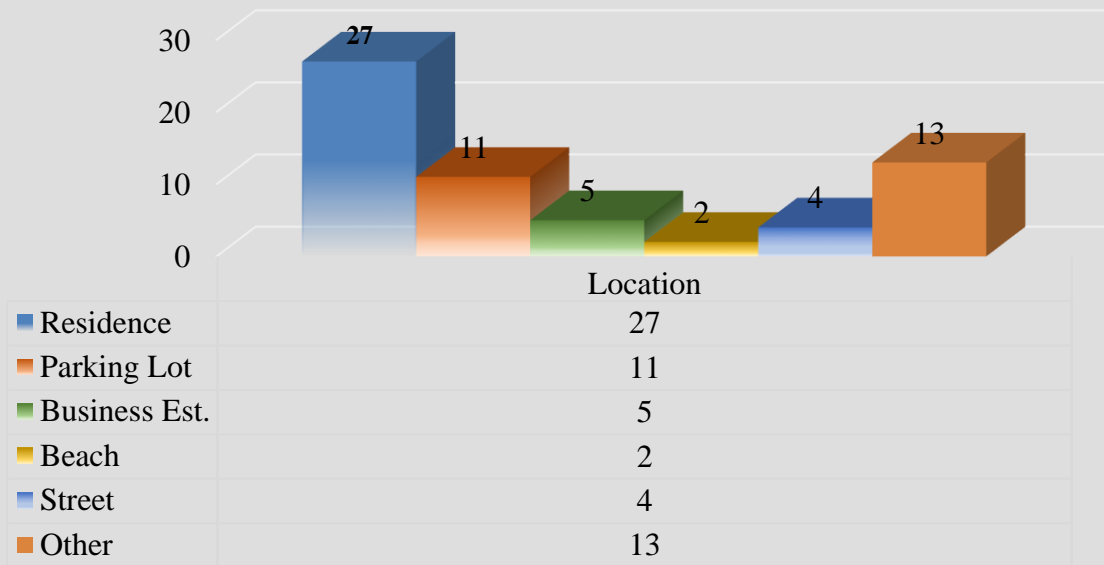
## Stealing from Vehicle

For the month of November 2021, stealing from a vehicle increased by 72% with 62 incidents, compared to 36 over the same period in 2020. Items of choice stolen from vehicles mostly consisted of electronics, auto parts, cash and tools. Residences were the most targeted areas for this crime representing 44% of stealing incidents. Stealing from vehicles mostly occurred in the North Eastern, South Central and Southwestern Divisions.





### Stealing from Vehicle - Location Type November 2021

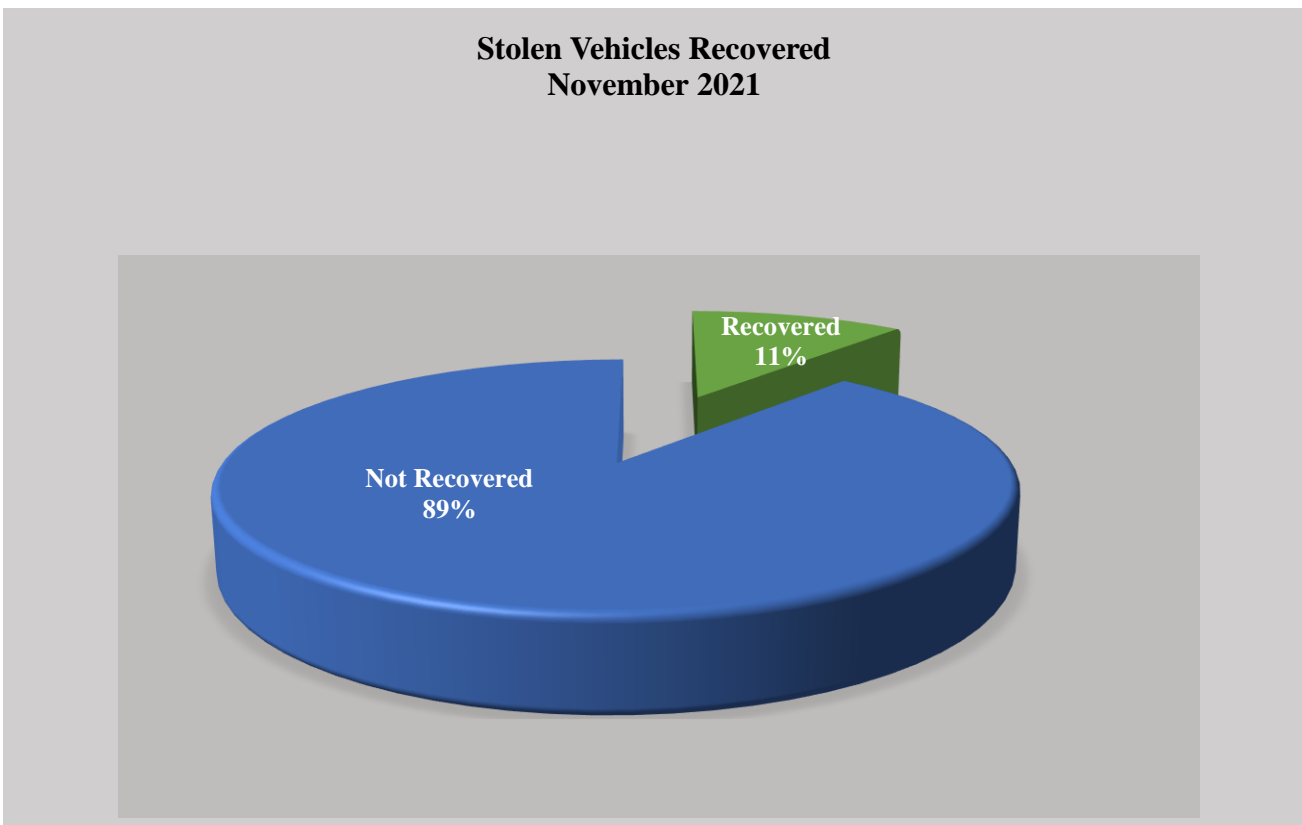
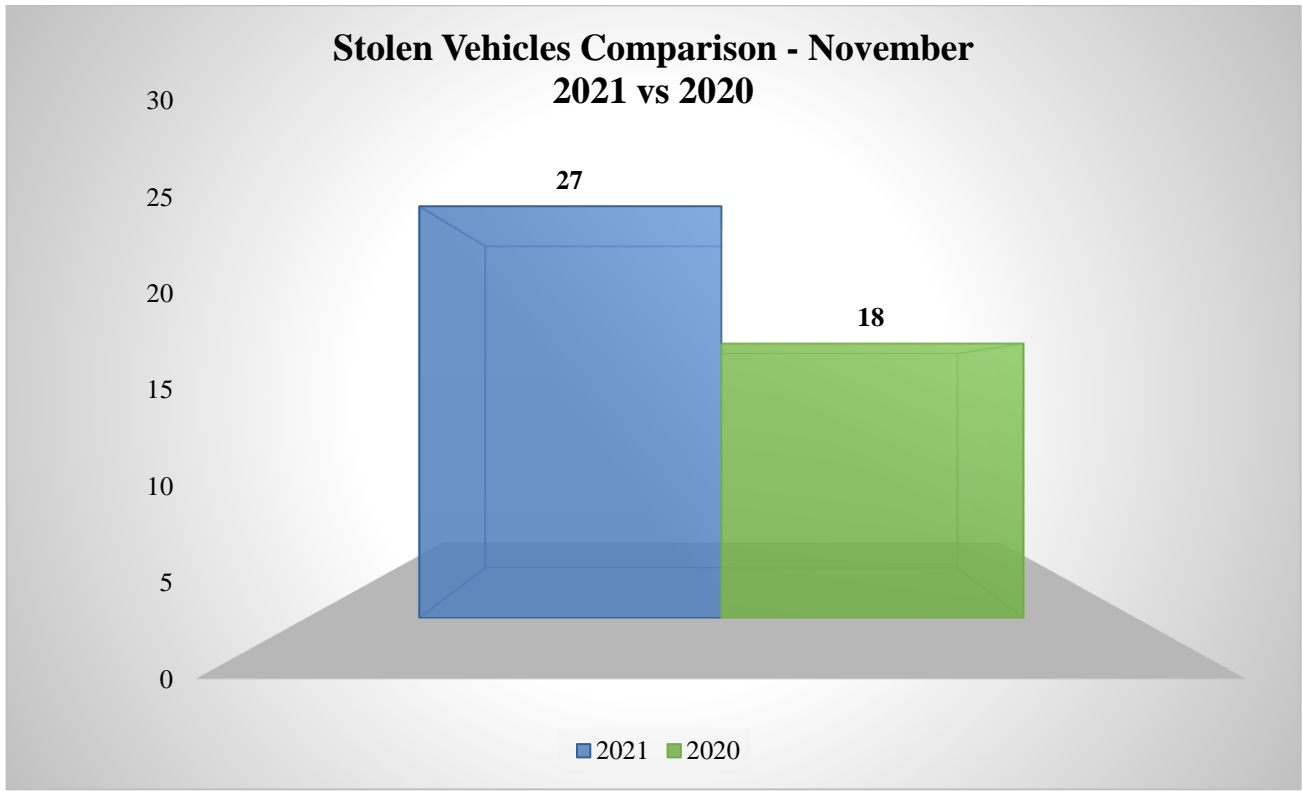


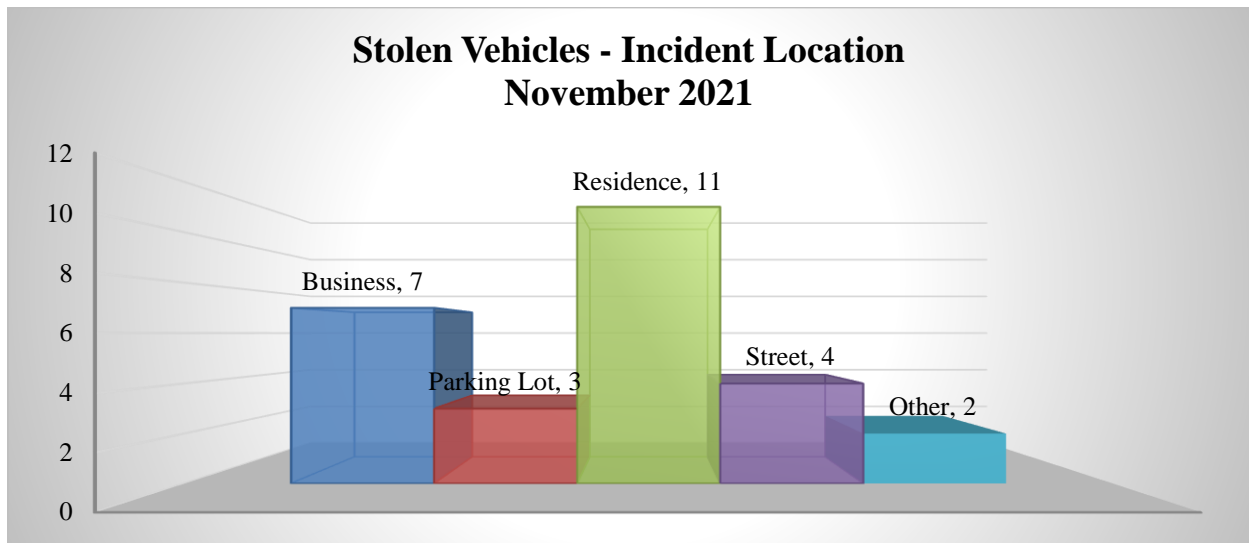
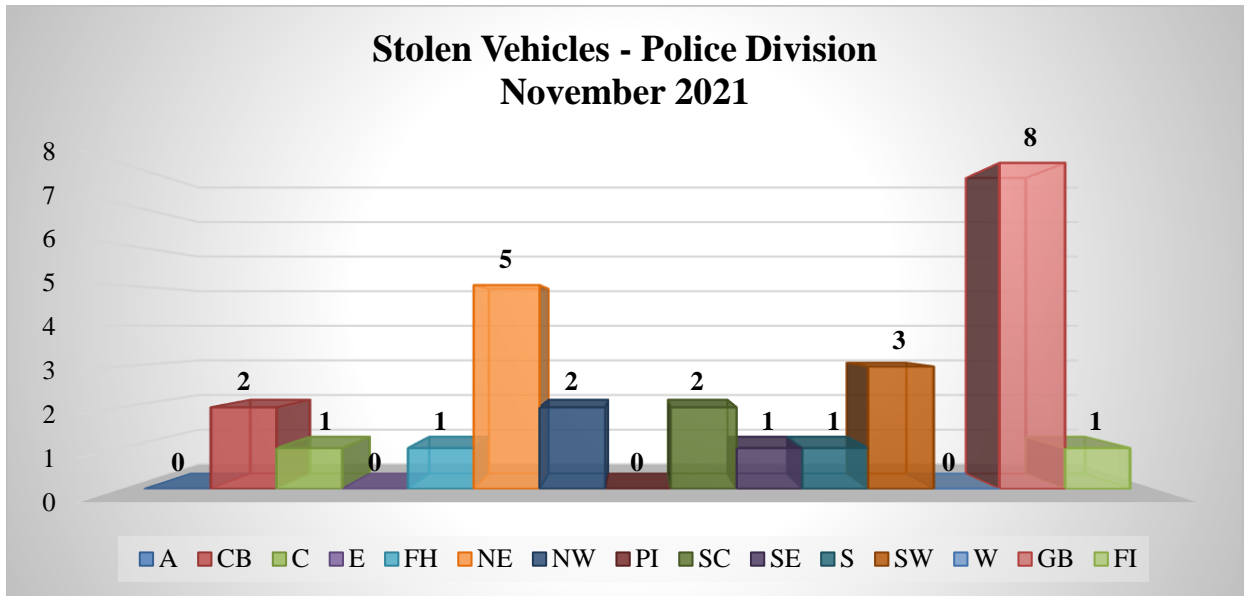
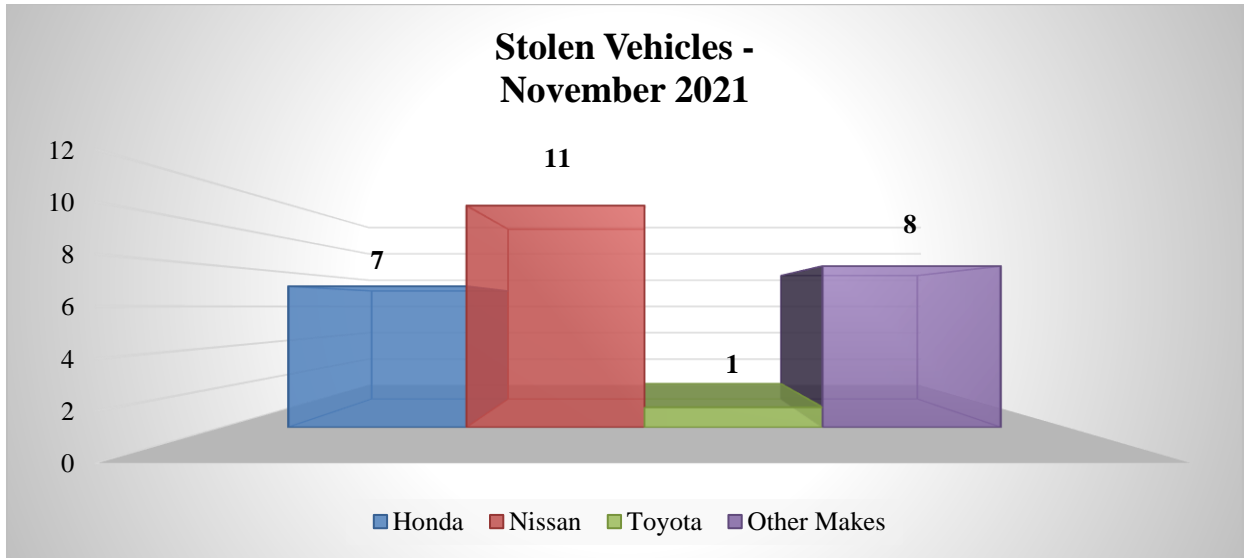
### Stealing from Vehicle - Items Stolen November 2021



## Stolen Vehicle

In November 2021, stolen vehicles increased by 50% with 27 incidents, compared to 18 over the same period in 2020. Three or 11% of vehicles stolen for the month were recovered.





*N.B. These are preliminary figures and are subject to change. Research and Policy Branch, RBPF.*

**National Reported Crimes  
New Providence District  
November  
2021 vs 2020**

<b>Crimes Against the Person</b>	<b>2021</b>	<b>2020</b>	<b>% CHANGE</b>
Murder	7	6	17
Attempted Murder	4	3	33
Manslaughter	0	0	0
Rape	3	4	-25
Attempted Rape	1	0	N/A
Unlawful Sexual Intercourse	10	13	-23
Armed Robbery	29	19	53
Robbery	6	11	-45
Attempted Robbery	0	1	N/A
<b>Sub-Total</b>	<b>60</b>	<b>57</b>	<b>5</b>
<b>Crimes Against the Property</b>	<b>2021</b>	<b>2020</b>	<b>% CHANGE</b>
Burglary	3	8	-63
Housebreaking	31	42	-26
Shopbreaking	40	37	8
Stealing	48	57	-16
Stealing from Vehicle	58	36	61
Stolen Vehicle	18	17	6
<b>Sub-Total</b>	<b>198</b>	<b>197</b>	<b>1</b>
<b>Total</b>	<b>258</b>	<b>254</b>	<b>2</b>

**National Reported Crimes  
New Providence District Breakdown  
November 2021**

<b>Crimes Against the Person</b>	<b>A</b>	<b>CB</b>	<b>C</b>	<b>E</b>	<b>FH</b>	<b>NE</b>	<b>NW</b>	<b>PI</b>	<b>SC</b>	<b>SE</b>	<b>S</b>	<b>SW</b>	<b>W</b>	<b>Total</b>
Murder	0	0	1	0	1	0	0	0	0	0	4	1	0	<b>7</b>
Attempted Murder	0	0	0	0	0	0	0	0	1	0	2	0	1	<b>4</b>
Manslaughter	0	0	0	0	0	0	0	0	0	0	0	0	0	<b>0</b>
Rape	0	0	1	0	0	0	0	0	0	1	1	0	0	<b>3</b>
Attempted Rape	0	0	0	0	0	0	0	0	0	1	0	0	0	<b>1</b>
Unlawful Sex	0	0	1	1	0	0	0	1	0	3	1	3	0	<b>10</b>
Armed Robbery	0	2	3	1	2	3	1	0	4	1	3	9	0	<b>29</b>
Robbery	0	0	0	0	0	0	1	0	2	2	0	1	0	<b>6</b>
Attempted Robbery	0	0	0	0	0	0	0	0	0	0	0	0	0	<b>0</b>
<b>Sub Total</b>	<b>0</b>	<b>2</b>	<b>6</b>	<b>2</b>	<b>3</b>	<b>3</b>	<b>2</b>	<b>1</b>	<b>7</b>	<b>8</b>	<b>11</b>	<b>14</b>	<b>1</b>	<b>60</b>
<b>Crimes Against the Property</b>	<b>A</b>	<b>CB</b>	<b>C</b>	<b>E</b>	<b>FH</b>	<b>NE</b>	<b>NW</b>	<b>PI</b>	<b>SC</b>	<b>SE</b>	<b>S</b>	<b>SW</b>	<b>W</b>	<b>Total</b>
Burglary	0	0	0	0	0	1	0	0	1	0	1	0	0	<b>3</b>
Housebreaking	0	3	1	4	2	2	1	0	6	3	2	4	3	<b>31</b>
Shopbreaking	0	0	8	1	1	8	3	0	10	2	2	5	0	<b>40</b>
Stealing	1	4	6	3	4	3	4	2	2	6	4	7	2	<b>48</b>
Stealing from Vehicle	2	6	5	2	4	7	5	1	7	6	2	7	4	<b>58</b>
Stolen Vehicle	0	2	1	0	1	5	2	0	2	1	1	3	0	<b>18</b>
<b>Sub Total</b>	<b>3</b>	<b>15</b>	<b>21</b>	<b>10</b>	<b>12</b>	<b>26</b>	<b>15</b>	<b>3</b>	<b>28</b>	<b>18</b>	<b>12</b>	<b>26</b>	<b>9</b>	<b>198</b>
<b>TOTAL</b>	<b>3</b>	<b>17</b>	<b>27</b>	<b>12</b>	<b>15</b>	<b>29</b>	<b>17</b>	<b>4</b>	<b>35</b>	<b>26</b>	<b>23</b>	<b>40</b>	<b>10</b>	<b>258</b>

**National Reported Crimes  
New Providence District  
Airport Division  
November  
2021 vs 2020**

<b>Crimes Against the Person</b>	<b>2021</b>	<b>2020</b>	<b>% CHANGE</b>
Murder	0	0	<b>0</b>
Attempted Murder	0	0	<b>0</b>
Manslaughter	0	0	<b>0</b>
Rape	0	0	<b>0</b>
Attempted Rape	0	0	<b>0</b>
Unlawful Sexual Intercourse	0	0	<b>0</b>
Armed Robbery	0	0	<b>0</b>
Robbery	0	0	<b>0</b>
Attempted Robbery	0	0	<b>0</b>
<b>Sub-Total</b>	<b>0</b>	<b>0</b>	<b>0</b>
<b>Crimes Against the Property</b>	<b>2021</b>	<b>2020</b>	<b>% CHANGE</b>
Burglary	0	0	<b>0</b>
Housebreaking	0	0	<b>0</b>
Shopbreaking	0	0	<b>0</b>
Stealing	1	0	<b>N/A</b>
Stealing from Vehicle	2	0	<b>N/A</b>
Stolen Vehicle	0	0	<b>0</b>
<b>Sub-Total</b>	<b>3</b>	<b>0</b>	<b>N/A</b>
<b>Total</b>	<b>3</b>	<b>0</b>	<b>N/A</b>

**National Reported Crimes  
New Providence District  
Cable Beach Division  
November  
2021 vs 2020**

<b>Crimes Against the Person</b>	<b>2021</b>	<b>2020</b>	<b>% CHANGE</b>
Murder	0	0	0
Attempted Murder	0	0	0
Manslaughter	0	0	0
Rape	0	0	0
Attempted Rape	0	0	0
Unlawful Sexual Intercourse	0	0	0
Armed Robbery	2	0	<b>N/A</b>
Robbery	0	0	0
Attempted Robbery	0	0	0
<b>Sub-Total</b>	<b>2</b>	<b>0</b>	<b>N/A</b>
<b>Crimes Against the Property</b>	<b>2021</b>	<b>2020</b>	<b>% CHANGE</b>
Burglary	0	2	<b>N/A</b>
Housebreaking	3	2	<b>50</b>
Shopbreaking	0	1	<b>N/A</b>
Stealing	4	3	<b>33</b>
Stealing from Vehicle	6	5	<b>20</b>
Stolen Vehicle	2	3	<b>-33</b>
<b>Sub-Total</b>	<b>15</b>	<b>16</b>	<b>-6</b>
<b>Total</b>	<b>17</b>	<b>16</b>	<b>6</b>

**National Reported Crimes  
New Providence District  
Central Division  
November  
2021 vs 2020**

<b>Crimes Against the Person</b>	<b>2021</b>	<b>2020</b>	<b>% CHANGE</b>
Murder	1	0	<b>N/A</b>
Attempted Murder	0	0	0
Manslaughter	0	0	0
Rape	1	0	<b>N/A</b>
Attempted Rape	0	0	0
Unlawful Sexual Intercourse	1	0	<b>N/A</b>
Armed Robbery	3	0	<b>N/A</b>
Robbery	0	0	0
Attempted Robbery	0	0	0
<b>Sub-Total</b>	<b>6</b>	<b>0</b>	<b>N/A</b>
<b>Crimes Against the Property</b>	<b>2021</b>	<b>2020</b>	<b>% CHANGE</b>
Burglary	0	0	0
Housebreaking	1	0	<b>N/A</b>
Shopbreaking	8	3	<b>167</b>
Stealing	6	5	<b>20</b>
Stealing from Vehicle	5	1	<b>400</b>
Stolen Vehicle	1	1	<b>0</b>
<b>Sub-Total</b>	<b>21</b>	<b>10</b>	<b>110</b>
<b>Total</b>	<b>27</b>	<b>10</b>	<b>170</b>



**National Reported Crimes  
New Providence District  
Eastern Division  
November  
2021 vs 2020**

<b>Crimes Against the Person</b>	<b>2021</b>	<b>2020</b>	<b>% CHANGE</b>
Murder	0	2	<b>N/A</b>
Attempted Murder	0	0	0
Manslaughter	0	0	0
Rape	0	1	<b>N/A</b>
Attempted Rape	0	0	0
Unlawful Sexual Intercourse	1	2	<b>-50</b>
Armed Robbery	1	4	<b>-75</b>
Robbery	0	0	0
Attempted Robbery	0	0	0
<b>Sub-Total</b>	<b>2</b>	<b>9</b>	<b>-78</b>
<b>Crimes Against the Property</b>	<b>2021</b>	<b>2020</b>	<b>% CHANGE</b>
Burglary	0	0	<b>0</b>
Housebreaking	4	7	<b>-43</b>
Shopbreaking	1	1	<b>0</b>
Stealing	3	7	<b>-57</b>
Stealing from Vehicle	2	4	<b>-50</b>
Stolen Vehicle	0	1	<b>N/A</b>
<b>Sub-Total</b>	<b>10</b>	<b>20</b>	<b>-50</b>
<b>Total</b>	<b>12</b>	<b>29</b>	<b>-59</b>

**National Reported Crimes  
New Providence District  
Fox Hill Division  
November  
2021 vs 2020**

<b>Crimes Against the Person</b>	<b>2021</b>	<b>2020</b>	<b>% CHANGE</b>
Murder	1	0	<b>N/A</b>
Attempted Murder	0	0	0
Manslaughter	0	0	0
Rape	0	0	0
Attempted Rape	0	0	0
Unlawful Sexual Intercourse	0	0	0
Armed Robbery	2	0	<b>N/A</b>
Robbery	0	0	0
Attempted Robbery	0	0	0
<b>Sub-Total</b>	<b>3</b>	<b>0</b>	<b>N/A</b>
<b>Crimes Against the Property</b>	<b>2021</b>	<b>2020</b>	<b>% CHANGE</b>
Burglary	0	1	<b>N/A</b>
Housebreaking	2	5	<b>-60</b>
Shopbreaking	1	0	<b>N/A</b>
Stealing	4	3	<b>33</b>
Stealing from Vehicle	4	0	<b>100</b>
Stolen Vehicle	1	0	<b>N/A</b>
<b>Sub-Total</b>	<b>12</b>	<b>9</b>	<b>33</b>
<b>Total</b>	<b>15</b>	<b>9</b>	<b>67</b>

**National Reported Crimes  
New Providence District  
Northeastern Division  
November  
2021 vs 2020**

<b>Crimes Against the Person</b>	<b>2021</b>	<b>2020</b>	<b>% CHANGE</b>
Murder	0	2	<b>N/A</b>
Attempted Murder	0	0	0
Manslaughter	0	0	0
Rape	0	1	<b>N/A</b>
Attempted Rape	0	0	0
Unlawful Sexual Intercourse	0	2	<b>N/A</b>
Armed Robbery	3	3	0
Robbery	0	4	<b>N/A</b>
Attempted Robbery	0	0	0
<b>Sub-Total</b>	<b>3</b>	<b>12</b>	<b>-75</b>
<b>Crimes Against the Property</b>	<b>2021</b>	<b>2020</b>	<b>% CHANGE</b>
Burglary	1	0	<b>N/A</b>
Housebreaking	2	4	<b>-50</b>
Shopbreaking	8	10	<b>-20</b>
Stealing	3	7	<b>-57</b>
Stealing from Vehicle	7	1	<b>600</b>
Stolen Vehicle	5	0	<b>N/A</b>
<b>Sub-Total</b>	<b>26</b>	<b>22</b>	<b>18</b>
<b>Total</b>	<b>29</b>	<b>34</b>	<b>-15</b>

**National Reported Crimes  
New Providence District  
Northwestern Division  
November  
2021 vs 2020**

<b>Crimes Against the Person</b>	<b>2021</b>	<b>2020</b>	<b>% CHANGE</b>
Murder	0	0	0
Attempted Murder	0	0	0
Manslaughter	0	0	0
Rape	0	0	0
Attempted Rape	0	0	0
Unlawful Sexual Intercourse	0	1	<b>N/A</b>
Armed Robbery	1	0	<b>N/A</b>
Robbery	1	2	<b>-50</b>
Attempted Robbery	0	0	<b>0</b>
<b>Sub-Total</b>	<b>2</b>	<b>3</b>	<b>-33</b>
<b>Crimes Against the Property</b>	<b>2021</b>	<b>2020</b>	<b>% CHANGE</b>
Burglary	0	2	<b>N/A</b>
Housebreaking	1	3	<b>-67</b>
Shopbreaking	3	8	<b>-63</b>
Stealing	4	4	<b>0</b>
Stealing from Vehicle	5	2	<b>150</b>
Stolen Vehicle	2	2	<b>0</b>
<b>Sub-Total</b>	<b>15</b>	<b>21</b>	<b>-29</b>
<b>Total</b>	<b>17</b>	<b>24</b>	<b>-29</b>

**National Reported Crimes  
New Providence District  
Paradise Island Division  
November  
2021 vs 2020**

<b>Crimes Against the Person</b>	<b>2021</b>	<b>2020</b>	<b>% CHANGE</b>
Murder	0	0	0
Attempted Murder	0	0	0
Manslaughter	0	0	0
Rape	0	0	0
Attempted Rape	0	0	0
Unlawful Sexual Intercourse	1	0	<b>N/A</b>
Armed Robbery	0	0	0
Robbery	0	0	0
Attempted Robbery	0	0	0
<b>Sub-Total</b>	<b>1</b>	<b>0</b>	<b>N/A</b>
<b>Crimes Against the Property</b>	<b>2021</b>	<b>2020</b>	<b>% CHANGE</b>
Burglary	0	0	0
Housebreaking	0	0	0
Shopbreaking	0	0	0
Stealing	2	0	<b>N/A</b>
Stealing from Vehicle	1	0	<b>N/A</b>
Stolen Vehicle	0	0	0
<b>Sub-Total</b>	<b>3</b>	<b>0</b>	<b>N/A</b>
<b>Total</b>	<b>4</b>	<b>0</b>	<b>N/A</b>

**National Reported Crimes  
New Providence District  
South Central Division  
November  
2021 vs 2020**

<b>Crimes Against the Person</b>	<b>2021</b>	<b>2020</b>	<b>% CHANGE</b>
Murder	0	0	0
Attempted Murder	1	0	N/A
Manslaughter	0	0	0
Rape	0	0	0
Attempted Rape	0	0	0
Unlawful Sexual Intercourse	0	3	N/A
Armed Robbery	4	6	-33
Robbery	2	0	N/A
Attempted Robbery	0	0	0
<b>Sub-Total</b>	<b>7</b>	<b>9</b>	<b>-22</b>
<b>Crimes Against the Property</b>	<b>2021</b>	<b>2020</b>	<b>% CHANGE</b>
Burglary	1	2	-50
Housebreaking	6	5	20
Shopbreaking	10	4	150
Stealing	2	4	-50
Stealing from Vehicle	7	1	600
Stolen Vehicle	2	2	0
<b>Sub-Total</b>	<b>28</b>	<b>18</b>	<b>56</b>
<b>Total</b>	<b>35</b>	<b>27</b>	<b>30</b>

**National Reported Crimes  
New Providence District  
Southeastern Division  
November  
2021 vs 2020**

<b>Crimes Against the Person</b>	<b>2021</b>	<b>2020</b>	<b>% CHANGE</b>
Murder	0	0	0
Attempted Murder	0	1	N/A
Manslaughter	0	0	0
Rape	1	1	0
Attempted Rape	1	0	N/A
Unlawful Sexual Intercourse	3	0	N/A
Armed Robbery	1	2	-50
Robbery	2	1	100
Attempted Robbery	0	0	0
<b>Sub-Total</b>	<b>8</b>	<b>5</b>	<b>60</b>
<b>Crimes Against the Property</b>	<b>2021</b>	<b>2020</b>	<b>% CHANGE</b>
Burglary	0	0	0
Housebreaking	3	5	-40
Shopbreaking	2	0	N/A
Stealing	6	7	-14
Stealing from Vehicle	6	8	-25
Stolen Vehicle	1	1	0
<b>Sub-Total</b>	<b>18</b>	<b>21</b>	<b>-14</b>
<b>Total</b>	<b>26</b>	<b>26</b>	<b>0</b>

**National Reported Crimes  
New Providence District  
Southern Division  
November  
2021 vs 2020**

<b>Crimes Against the Person</b>	<b>2021</b>	<b>2020</b>	<b>% CHANGE</b>
Murder	4	2	<b>100</b>
Attempted Murder	2	1	<b>100</b>
Manslaughter	0	0	0
Rape	1	0	<b>N/A</b>
Attempted Rape	0	0	0
Unlawful Sexual Intercourse	1	2	<b>-50</b>
Armed Robbery	3	3	0
Robbery	0	2	<b>N/A</b>
Attempted Robbery	0	1	<b>N/A</b>
<b>Sub-Total</b>	<b>11</b>	<b>11</b>	0
<b>Crimes Against the Property</b>	<b>2021</b>	<b>2020</b>	<b>% CHANGE</b>
Burglary	1	1	0
Housebreaking	2	4	<b>-50</b>
Shopbreaking	2	4	<b>-50</b>
Stealing	4	3	<b>33</b>
Stealing from Vehicle	2	5	<b>-60</b>
Stolen Vehicle	1	1	0
<b>Sub-Total</b>	<b>12</b>	<b>18</b>	<b>-33</b>
<b>Total</b>	<b>23</b>	<b>29</b>	<b>-21</b>



**National Reported Crimes  
New Providence District  
Southwestern Division  
November  
2021 vs 2020**

<b>Crimes Against the Person</b>	<b>2021</b>	<b>2020</b>	<b>% CHANGE</b>
Murder	1	0	N/A
Attempted Murder	0	1	N/A
Manslaughter	0	0	0
Rape	0	1	N/A
Attempted Rape	0	0	0
Unlawful Sexual Intercourse	3	2	50
Armed Robbery	9	1	800
Robbery	1	2	-50
Attempted Robbery	0	0	0
<b>Sub-Total</b>	<b>14</b>	<b>7</b>	<b>100</b>
<b>Crimes Against the Property</b>	<b>2021</b>	<b>2020</b>	<b>% CHANGE</b>
Burglary	0	0	0
Housebreaking	4	5	-20
Shopbreaking	5	5	0
Stealing	7	13	-46
Stealing from Vehicle	7	6	17
Stolen Vehicle	3	5	-40
<b>Sub-Total</b>	<b>26</b>	<b>34</b>	<b>-24</b>
<b>Total</b>	<b>40</b>	<b>41</b>	<b>-2</b>

**National Reported Crimes  
New Providence District  
Western Division  
November  
2021 vs 2020**

<b>Crimes Against the Person</b>	<b>2021</b>	<b>2020</b>	<b>% CHANGE</b>
Murder	0	0	0
Attempted Murder	1	0	N/A
Manslaughter	0	0	0
Rape	0	0	0
Attempted Rape	0	0	0
Unlawful Sexual Intercourse	0	1	N/A
Armed Robbery	0	0	0
Robbery	0	0	0
Attempted Robbery	0	0	0
<b>Sub-Total</b>	<b>1</b>	<b>1</b>	<b>0</b>
<b>Crimes Against the Property</b>	<b>2021</b>	<b>2020</b>	<b>% CHANGE</b>
Burglary	0	0	0
Housebreaking	3	2	50
Shopbreaking	0	1	N/A
Stealing	2	1	100
Stealing from Vehicle	4	3	33
Stolen Vehicle	0	1	N/A
<b>Sub-Total</b>	<b>9</b>	<b>8</b>	<b>13</b>
<b>Total</b>	<b>10</b>	<b>9</b>	<b>11</b>

**National Reported Crimes  
Grand Bahama & Northern Bahamas District (Abaco & Bimini)  
November  
2021 vs 2020**

<b>Crimes Against the Person</b>	<b>2021</b>	<b>2020</b>	<b>% CHANGE</b>
Murder	3	0	<b>N/A</b>
Attempted Murder	2	1	<b>100</b>
Manslaughter	0	0	0
Rape	0	1	<b>N/A</b>
Attempted Rape	0	0	0
Unlawful Sexual Intercourse	1	0	<b>N/A</b>
Armed Robbery	0	0	0
Robbery	1	0	<b>N/A</b>
Attempted Robbery	0	0	0
<b>Sub-Total</b>	<b>7</b>	<b>2</b>	<b>250</b>
<b>Crimes Against the Property</b>	<b>2021</b>	<b>2020</b>	<b>% CHANGE</b>
Burglary	1	0	<b>N/A</b>
Housebreaking	8	11	<b>-27</b>
Shopbreaking	2	10	<b>-80</b>
Stealing	14	15	<b>-7</b>
Stealing from Vehicle	4	0	<b>N/A</b>
Stolen Vehicle	8	1	<b>700</b>
<b>Sub-Total</b>	<b>37</b>	<b>37</b>	<b>0</b>
<b>Total</b>	<b>44</b>	<b>39</b>	<b>13</b>

**National Reported Crimes  
Grand Bahama & Northern Bahamas District (Abaco & Bimini) Breakdown  
November  
2021**

<b>Crimes Against the Person</b>	<b>A</b>	<b>C</b>	<b>EMR</b>	<b>NE</b>	<b>SW</b>	<b>WE</b>	<b>AB GBNB</b>	<b>BI GBNB</b>	<b>Total</b>
Murder	0	0	3	0	0	0	0	0	<b>3</b>
Attempted Murder	0	0	0	0	0	0	1	1	<b>2</b>
Manslaughter	0	0	0	0	0	0	0	0	<b>0</b>
Rape	0	0	0	0	0	0	0	0	<b>0</b>
Attempted Rape	0	0	0	0	0	0	0	0	<b>0</b>
Unlawful Sex	0	1	0	0	0	0	0	0	<b>1</b>
Armed Robbery	0	0	0	0	0	0	0	0	<b>0</b>
Robbery	0	0	0	0	0	0	1	0	<b>1</b>
Attempted Robbery	0	0	0	0	0	0	0	0	<b>0</b>
<b>Sub Total</b>	<b>0</b>	<b>1</b>	<b>3</b>	<b>0</b>	<b>0</b>	<b>0</b>	<b>2</b>	<b>1</b>	<b>7</b>
<b>Crimes Against the Property</b>	<b>A</b>	<b>C</b>	<b>EMR</b>	<b>NE</b>	<b>SW</b>	<b>WE</b>	<b>AB</b>	<b>BI</b>	<b>Total</b>
Burglary	0	0	1	0	0	0	0	0	<b>1</b>
Housebreaking	0	0	4	0	3	1	0	0	<b>8</b>
Shopbreaking	0	1	0	0	0	0	0	1	<b>2</b>
Stealing	0	1	1	1	4	0	7	0	<b>14</b>
Stealing from Vehicle	1	1	0	1	1	0	0	0	<b>4</b>
Stolen Vehicle	0	2	0	0	3	0	3	0	<b>8</b>
<b>Sub Total</b>	<b>1</b>	<b>5</b>	<b>6</b>	<b>2</b>	<b>11</b>	<b>1</b>	<b>10</b>	<b>1</b>	<b>37</b>
<b>TOTAL</b>	<b>1</b>	<b>6</b>	<b>9</b>	<b>2</b>	<b>11</b>	<b>1</b>	<b>12</b>	<b>2</b>	<b>44</b>

**National Reported Crimes  
Grand Bahama & Northern Bahamas District (Abaco & Bimini)  
Airport Division  
November  
2021 vs 2020**

<b>Crimes Against the Person</b>	<b>2021</b>	<b>2020</b>	<b>% CHANGE</b>
Murder	0	0	0
Attempted Murder	0	0	0
Manslaughter	0	0	0
Rape	0	0	0
Attempted Rape	0	0	0
Unlawful Sexual Intercourse	0	0	0
Armed Robbery	0	0	0
Robbery	0	0	0
Attempted Robbery	0	0	0
<b>Sub-Total</b>	<b>0</b>	<b>0</b>	<b>0</b>
<b>Crimes Against the Property</b>	<b>2021</b>	<b>2020</b>	<b>Total</b>
Burglary	0	0	0
Housebreaking	0	0	0
Shopbreaking	0	0	0
Stealing	0	0	0
Stealing from Vehicle	1	0	N/A
Stolen Vehicle	0	0	0
<b>Sub-Total</b>	<b>1</b>	<b>0</b>	<b>N/A</b>
<b>Total</b>	<b>1</b>	<b>0</b>	<b>N/A</b>

**National Reported Crimes  
Grand Bahama & Northern Bahamas District (Abaco & Bimini)  
Central Division  
November  
2021 vs 2020**

<b>Crimes Against the Person</b>	<b>2021</b>	<b>2020</b>	<b>% CHANGE</b>
Murder	0	0	0
Attempted Murder	0	0	0
Manslaughter	0	0	0
Rape	0	0	0
Attempted Rape	0	0	0
Unlawful Sexual Intercourse	1	0	<b>N/A</b>
Armed Robbery	0	0	0
Robbery	0	0	0
Attempted Robbery	0	0	0
<b>Sub-Total</b>	<b>1</b>	<b>0</b>	<b>N/A</b>
<b>Crimes Against the Property</b>	<b>2021</b>	<b>2020</b>	<b>Total</b>
Burglary	0	0	0
Housebreaking	0	1	<b>N/A</b>
Shopbreaking	1	4	<b>-75</b>
Stealing	1	3	<b>-67</b>
Stealing from Vehicle	1	0	<b>N/A</b>
Stolen Vehicle	2	1	<b>100</b>
<b>Sub-Total</b>	<b>5</b>	<b>9</b>	<b>-44</b>
<b>Total</b>	<b>6</b>	<b>9</b>	<b>-33</b>

**National Reported Crimes  
Grand Bahama & Northern Bahamas District (Abaco & Bimini)  
Eight Mile Rock Division  
November  
2021 vs 2020**

<b>Crimes Against the Person</b>	<b>2021</b>	<b>2020</b>	<b>% CHANGE</b>
Murder	3	0	N/A
Attempted Murder	0	0	0
Manslaughter	0	0	0
Rape	0	1	N/A
Attempted Rape	0	0	0
Unlawful Sexual Intercourse	0	0	0
Armed Robbery	0	0	0
Robbery	0	0	0
Attempted Robbery	0	0	0
<b>Sub-Total</b>	<b>3</b>	<b>1</b>	<b>N/A</b>
<b>Crimes Against the Property</b>	<b>2021</b>	<b>2020</b>	<b>% CHANGE</b>
Burglary	1	0	N/A
Housebreaking	4	0	N/A
Shopbreaking	0	1	N/A
Stealing	1	0	N/A
Stealing from Vehicle	0	0	0
Stolen Vehicle	0	0	0
<b>Sub-Total</b>	<b>6</b>	<b>1</b>	<b>500</b>
<b>Total</b>	<b>9</b>	<b>2</b>	<b>350</b>

**National Reported Crimes  
Grand Bahama & Northern Bahamas District (Abaco & Bimini)  
Northeastern Division  
November  
2021 vs 2020**

<b>Crimes Against the Person</b>	<b>2021</b>	<b>2020</b>	<b>% CHANGE</b>
Murder	0	0	0
Attempted Murder	0	0	0
Manslaughter	0	0	0
Rape	0	0	0
Attempted Rape	0	0	0
Unlawful Sexual Intercourse	0	0	0
Armed Robbery	0	0	0
Robbery	0	0	0
Attempted Robbery	0	0	0
<b>Sub-Total</b>	<b>0</b>	<b>0</b>	<b>0</b>
<b>Crimes Against the Property</b>	<b>2021</b>	<b>2020</b>	<b>% CHANGE</b>
Burglary	0	0	0
Housebreaking	0	0	0
Shopbreaking	0	0	0
Stealing	1	0	<b>N/A</b>
Stealing from Vehicle	1	0	<b>N/A</b>
Stolen Vehicle	0	0	0
<b>Sub-Total</b>	<b>2</b>	<b>0</b>	<b>N/A</b>
<b>Total</b>	<b>2</b>	<b>0</b>	<b>N/A</b>



**National Reported Crimes  
Grand Bahama & Northern Bahamas District (Abaco & Bimini)  
Southwestern Division  
November  
2021 vs 2020**

<b>Crimes Against the Person</b>	<b>2021</b>	<b>2020</b>	<b>% CHANGE</b>
Murder	0	0	0
Attempted Murder	0	0	0
Manslaughter	0	0	0
Rape	0	0	0
Attempted Rape	0	0	0
Unlawful Sexual Intercourse	0	0	0
Armed Robbery	0	0	0
Robbery	0	0	0
Attempted Robbery	0	0	0
<b>Sub-Total</b>	<b>0</b>	<b>0</b>	<b>0</b>
<b>Crimes Against the Property</b>	<b>2021</b>	<b>2020</b>	<b>Total</b>
Burglary	0	0	0
Housebreaking	3	2	<b>50</b>
Shopbreaking	0	1	<b>N/A</b>
Stealing	4	4	0
Stealing from Vehicle	1	0	<b>N/A</b>
Stolen Vehicle	3	0	<b>N/A</b>
<b>Sub-Total</b>	<b>11</b>	<b>7</b>	<b>57</b>
<b>Total</b>	<b>11</b>	<b>7</b>	<b>57</b>

**National Reported Crimes  
Grand Bahama & Northern Bahamas District (Abaco & Bimini)  
West End Division  
November  
2021 vs 2020**

<b>Crimes Against the Person</b>	<b>2021</b>	<b>2020</b>	<b>% CHANGE</b>
Murder	0	0	0
Attempted Murder	0	0	0
Manslaughter	0	0	0
Rape	0	0	0
Attempted Rape	0	0	0
Unlawful Sexual Intercourse	0	0	0
Armed Robbery	0	0	0
Robbery	0	0	0
Attempted Robbery	0	0	0
<b>Sub-Total</b>	<b>0</b>	<b>0</b>	<b>0</b>
<b>Crimes Against the Property</b>	<b>2021</b>	<b>2020</b>	<b>% CHANGE</b>
Burglary	0	0	0
Housebreaking	1	1	0
Shopbreaking	0	0	0
Stealing	0	2	<b>N/A</b>
Stealing from Vehicle	0	0	0
Stolen Vehicle	0	0	0
<b>Sub-Total</b>	<b>1</b>	<b>3</b>	<b>-67</b>
<b>Total</b>	<b>1</b>	<b>3</b>	<b>-67</b>

**National Reported Crimes  
Grand Bahama & Northern Bahamas District (Abaco & Bimini)  
Abaco Division  
November  
2021 vs 2020**

<b>Crimes Against the Person</b>	<b>2021</b>	<b>2020</b>	<b>% CHANGE</b>
Murder	0	0	0
Attempted Murder	1	1	0
Manslaughter	0	0	0
Rape	0	0	0
Attempted Rape	0	0	0
Unlawful Sexual Intercourse	0	0	0
Armed Robbery	0	0	0
Robbery	1	0	N/A
Attempted Robbery	0	0	0
<b>Sub-Total</b>	<b>2</b>	<b>1</b>	<b>100</b>
<b>Crimes Against the Property</b>	<b>2021</b>	<b>2020</b>	<b>% CHANGE</b>
Burglary	0	0	0
Housebreaking	0	7	N/A
Shopbreaking	0	3	N/A
Stealing	7	6	17
Stealing from Vehicle	0	0	0
Stolen Vehicle	3	0	N/A
<b>Sub-Total</b>	<b>10</b>	<b>16</b>	<b>-38</b>
<b>Total</b>	<b>12</b>	<b>17</b>	<b>-29</b>

**National Reported Crimes  
Grand Bahama & Northern Bahamas District (Abaco & Bimini)  
Bimini Division  
November  
2021 vs 2020**

<b>Crimes Against the Person</b>	<b>2021</b>	<b>2020</b>	<b>% CHANGE</b>
Murder	0	0	0
Attempted Murder	1	0	N/A
Manslaughter	0	0	0
Rape	0	0	0
Attempted Rape	0	0	0
Unlawful Sexual Intercourse	0	0	0
Armed Robbery	0	0	0
Robbery	0	0	0
Attempted Robbery	0	0	0
<b>Sub-Total</b>	<b>1</b>	<b>0</b>	<b>N/A</b>
<b>Crimes Against the Property</b>	<b>2021</b>	<b>2020</b>	<b>% CHANGE</b>
Burglary	0	0	0
Housebreaking	0	0	0
Shopbreaking	1	1	0
Stealing	0	0	0
Stealing from Vehicle	0	0	0
Stolen Vehicle	0	0	0
<b>Sub-Total</b>	<b>1</b>	<b>1</b>	<b>0</b>
<b>Total</b>	<b>2</b>	<b>1</b>	<b>100</b>

**National Reported Crimes  
Family Islands District  
(Central & Southern Bahamas)  
November  
2021 vs 2020**

<b>Crimes Against the Person</b>	<b>2021</b>	<b>2020</b>	<b>% CHANGE</b>
Murder	1	0	N/A
Attempted Murder	0	0	0
Manslaughter	0	0	0
Rape	0	0	0
Attempted Rape	0	0	0
Unlawful Sexual Intercourse	1	1	0
Armed Robbery	1	0	N/A
Robbery	1	0	N/A
Attempted Robbery	0	0	0
<b>Sub-Total</b>	<b>4</b>	<b>1</b>	<b>300</b>
<b>Crimes Against the Property</b>	<b>2021</b>	<b>2020</b>	<b>% CHANGE</b>
Burglary	3	0	N/A
Housebreaking	3	2	50
Shopbreaking	2	7	-71
Stealing	11	7	57
Stealing from Vehicle	0	0	0
Stolen Vehicle	1	0	N/A
<b>Sub-Total</b>	<b>20</b>	<b>16</b>	<b>25</b>
<b>Total</b>	<b>24</b>	<b>17</b>	<b>41</b>

**National Reported Crimes  
Family Islands District Breakdown  
(Central & Southern Bahamas)  
November  
2021**

<b>Crimes Against Person</b>	<b>AC</b>	<b>AN</b>	<b>BE</b>	<b>CI</b>	<b>EL</b>	<b>EX</b>	<b>IN</b>	<b>LI</b>	<b>M</b>	<b>RC</b>	<b>SS</b>	<b>Total</b>
Murder	0	0	0	0	1	0	0	0	0	0	0	<b>1</b>
Attempted Murder	0	0	0	0	0	0	0	0	0	0	0	<b>0</b>
Manslaughter	0	0	0	0	0	0	0	0	0	0	0	<b>0</b>
Rape	0	0	0	0	0	0	0	0	0	0	0	<b>0</b>
Attempted Rape	0	0	0	0	0	0	0	0	0	0	0	<b>0</b>
Unlawful Sex	0	0	0	0	0	1	0	0	0	0	0	<b>1</b>
Armed Robbery	0	0	0	0	0	1	0	0	0	0	0	<b>1</b>
Robbery	0	0	0	0	0	1	0	0	0	0	0	<b>1</b>
Attempted Robbery	0	0	0	0	0	0	0	0	0	0	0	<b>0</b>
<b>Sub Total</b>	<b>0</b>	<b>0</b>	<b>0</b>	<b>0</b>	<b>1</b>	<b>3</b>	<b>0</b>	<b>0</b>	<b>0</b>	<b>0</b>	<b>0</b>	<b>4</b>
<b>Crimes Against Property</b>	<b>AC</b>	<b>AN</b>	<b>BE</b>	<b>CI</b>	<b>EL</b>	<b>EX</b>	<b>IN</b>	<b>LI</b>	<b>M</b>	<b>RC</b>	<b>SS</b>	<b>Total</b>
Burglary	0	0	0	1	2	0	0	0	0	0	0	<b>3</b>
Housebreaking	0	1	0	0	1	0	0	0	1	0	0	<b>3</b>
Shopbreaking	0	0	0	0	2	0	0	0	0	0	0	<b>2</b>
Stealing	0	3	1	0	4	3	0	0	0	0	0	<b>11</b>
Stealing from Vehicle	0	0	0	0	0	0	0	0	0	0	0	<b>0</b>
Stolen Vehicle	0	0	0	0	1	0	0	0	0	0	0	<b>1</b>
<b>Sub Total</b>	<b>0</b>	<b>4</b>	<b>1</b>	<b>1</b>	<b>10</b>	<b>3</b>	<b>0</b>	<b>0</b>	<b>1</b>	<b>0</b>	<b>0</b>	<b>20</b>
<b>TOTAL</b>	<b>0</b>	<b>4</b>	<b>1</b>	<b>1</b>	<b>11</b>	<b>6</b>	<b>0</b>	<b>0</b>	<b>1</b>	<b>0</b>	<b>0</b>	<b>24</b>

**National Reported Crimes  
Family Islands District  
Acklins Division  
November  
2021 vs 2020**

<b>Crimes Against the Person</b>	<b>2021</b>	<b>2020</b>	<b>% CHANGE</b>
Murder	0	0	0
Attempted Murder	0	0	0
Manslaughter	0	0	0
Rape	0	0	0
Attempted Rape	0	0	0
Unlawful Sexual Intercourse	0	0	0
Armed Robbery	0	0	0
Robbery	0	0	0
Attempted Robbery	0	0	0
<b>Sub-Total</b>	<b>0</b>	<b>0</b>	<b>0</b>
<b>Crimes Against the Property</b>	<b>2021</b>	<b>2020</b>	<b>Total</b>
Burglary	0	0	0
Housebreaking	0	0	0
Shopbreaking	0	0	0
Stealing	0	0	0
Stealing from Vehicle	0	0	0
Stolen Vehicle	0	0	0
<b>Sub-Total</b>	<b>0</b>	<b>0</b>	<b>0</b>
<b>Total</b>	<b>0</b>	<b>0</b>	<b>0</b>

**National Reported Crimes  
Family Islands District  
Andros Division  
November  
2021 vs 2020**

<b>Crimes Against the Person</b>	<b>2021</b>	<b>2020</b>	<b>% CHANGE</b>
Murder	0	0	0
Attempted Murder	0	0	0
Manslaughter	0	0	0
Rape	0	0	0
Attempted Rape	0	0	0
Unlawful Sexual Intercourse	0	1	<b>N/A</b>
Armed Robbery	0	0	0
Robbery	0	0	0
Attempted Robbery	0	0	0
<b>Sub-Total</b>	<b>0</b>	<b>1</b>	<b>N/A</b>
<b>Crimes Against the Property</b>	<b>2021</b>	<b>2020</b>	<b>Total</b>
Burglary	0	0	0
Housebreaking	1	0	<b>N/A</b>
Shopbreaking	0	1	<b>N/A</b>
Stealing	3	2	<b>50</b>
Stealing from Vehicle	0	0	0
Stolen Vehicle	0	0	0
<b>Sub-Total</b>	<b>4</b>	<b>3</b>	<b>33</b>
<b>Total</b>	<b>4</b>	<b>4</b>	<b>0</b>



**National Reported Crimes  
Family Islands District  
Berry Islands Division  
November  
2021 vs 2020**

<b>Crimes Against the Person</b>	<b>2021</b>	<b>2020</b>	<b>% CHANGE</b>
Murder	0	0	0
Attempted Murder	0	0	0
Manslaughter	0	0	0
Rape	0	0	0
Attempted Rape	0	0	0
Unlawful Sexual Intercourse	0	0	0
Armed Robbery	0	0	0
Robbery	0	0	0
Attempted Robbery	0	0	0
<b>Sub-Total</b>	<b>0</b>	<b>0</b>	<b>0</b>
<b>Crimes Against the Property</b>	<b>2021</b>	<b>2020</b>	<b>Total</b>
Burglary	0	0	0
Housebreaking	0	0	0
Shopbreaking	0	0	0
Stealing	1	0	<b>N/A</b>
Stealing from Vehicle	0	0	0
Stolen Vehicle	0	0	0
<b>Sub-Total</b>	<b>1</b>	<b>0</b>	<b>N/A</b>
<b>Total</b>	<b>1</b>	<b>0</b>	<b>N/A</b>

**National Reported Crimes  
Family Islands District  
Cat Island Division  
November  
2021 vs 2020**

<b>Crimes Against the Person</b>	<b>2021</b>	<b>2020</b>	<b>% CHANGE</b>
Murder	0	0	0
Attempted Murder	0	0	0
Manslaughter	0	0	0
Rape	0	0	0
Attempted Rape	0	0	0
Unlawful Sexual Intercourse	0	0	0
Armed Robbery	0	0	0
Robbery	0	0	0
Attempted Robbery	0	0	0
<b>Sub-Total</b>	<b>0</b>	<b>0</b>	<b>0</b>
<b>Crimes Against the Property</b>	<b>2021</b>	<b>2020</b>	<b>% CHANGE</b>
Burglary	1	0	N/A
Housebreaking	0	1	N/A
Shopbreaking	0	0	0
Stealing	0	1	N/A
Stealing from Vehicle	0	0	0
Stolen Vehicle	0	0	0
<b>Sub-Total</b>	<b>1</b>	<b>2</b>	<b>-50</b>
<b>Total</b>	<b>1</b>	<b>2</b>	<b>-50</b>

**National Reported Crimes  
Family Islands District  
Eleuthera Division  
November  
2021 vs 2020**

<b>Crimes Against the Person</b>	<b>2021</b>	<b>2020</b>	<b>% CHANGE</b>
Murder	1	0	<b>N/A</b>
Attempted Murder	0	0	0
Manslaughter	0	0	0
Rape	0	0	0
Attempted Rape	0	0	0
Unlawful Sexual Intercourse	0	0	0
Armed Robbery	0	0	0
Robbery	0	0	0
Attempted Robbery	0	0	0
<b>Sub-Total</b>	<b>1</b>	<b>0</b>	<b>N/A</b>
<b>Crimes Against the Property</b>	<b>2021</b>	<b>2020</b>	<b>% CHANGE</b>
Burglary	2	0	<b>N/A</b>
Housebreaking	1	0	<b>N/A</b>
Shopbreaking	2	4	<b>-50</b>
Stealing	4	2	<b>100</b>
Stealing from Vehicle	0	0	0
Stolen Vehicle	1	0	<b>N/A</b>
<b>Sub-Total</b>	<b>10</b>	<b>6</b>	<b>67</b>
<b>Total</b>	<b>11</b>	<b>6</b>	<b>83</b>

**National Reported Crimes  
Family Islands District  
Exuma Division  
November  
2021 vs 2020**

<b>Crimes Against the Person</b>	<b>2021</b>	<b>2020</b>	<b>% CHANGE</b>
Murder	0	0	0
Attempted Murder	0	0	0
Manslaughter	0	0	0
Rape	0	0	0
Attempted Rape	0	0	0
Unlawful Sexual Intercourse	1	0	N/A
Armed Robbery	1	0	N/A
Robbery	1	0	N/A
Attempted Robbery	0	0	0
<b>Sub-Total</b>	<b>3</b>	<b>0</b>	<b>N/A</b>
<b>Crimes Against the Property</b>	<b>2021</b>	<b>2020</b>	<b>% CHANGE</b>
Burglary	0	0	0
Housebreaking	0	1	N/A
Shopbreaking	0	1	N/A
Stealing	3	0	N/A
Stealing from Vehicle	0	0	0
Stolen Vehicle	0	0	0
<b>Sub-Total</b>	<b>3</b>	<b>2</b>	<b>50</b>
<b>Total</b>	<b>6</b>	<b>2</b>	<b>200</b>

**National Reported Crimes  
Family Islands District  
Inagua Division  
November  
2021 vs 2020**

<b>Crimes Against the Person</b>	<b>2021</b>	<b>2020</b>	<b>% CHANGE</b>
Murder	0	0	0
Attempted Murder	0	0	0
Manslaughter	0	0	0
Rape	0	0	0
Attempted Rape	0	0	0
Unlawful Sexual Intercourse	0	0	0
Armed Robbery	0	0	0
Robbery	0	0	0
Attempted Robbery	0	0	0
<b>Sub-Total</b>	<b>0</b>	<b>0</b>	<b>0</b>
<b>Crimes Against the Property</b>	<b>2021</b>	<b>2020</b>	<b>Total</b>
Burglary	0	0	0
Housebreaking	0	0	0
Shopbreaking	0	0	0
Stealing	0	1	<b>N/A</b>
Stealing from Vehicle	0	0	<b>0</b>
Stolen Vehicle	0	0	<b>0</b>
<b>Sub-Total</b>	<b>0</b>	<b>1</b>	<b>N/A</b>
<b>Total</b>	<b>0</b>	<b>1</b>	<b>N/A</b>

**National Reported Crimes  
Family Islands District  
Long Island Division  
November  
2021 vs 2020**

<b>Crimes Against the Person</b>	<b>2021</b>	<b>2020</b>	<b>% CHANGE</b>
Murder	0	0	0
Attempted Murder	0	0	0
Manslaughter	0	0	0
Rape	0	0	0
Attempted Rape	0	0	0
Unlawful Sexual Intercourse	0	0	0
Armed Robbery	0	0	0
Robbery	0	0	0
Attempted Robbery	0	0	0
<b>Sub-Total</b>	<b>0</b>	<b>0</b>	<b>0</b>
<b>Crimes Against the Property</b>	<b>2021</b>	<b>2020</b>	<b>% CHANGE</b>
Burglary	0	0	0
Housebreaking	0	0	0
Shopbreaking	0	1	N/A
Stealing	0	1	N/A
Stealing from Vehicle	0	0	0
Stolen Vehicle	0	0	0
<b>Sub-Total</b>	<b>0</b>	<b>2</b>	<b>N/A</b>
<b>Total</b>	<b>0</b>	<b>2</b>	<b>N/A</b>

**National Reported Crimes  
Family Islands District  
Mayaguana Division  
November  
2021 vs 2020**

<b>Crimes Against the Person</b>	<b>2021</b>	<b>2020</b>	<b>% CHANGE</b>
Murder	0	0	0
Attempted Murder	0	0	0
Manslaughter	0	0	0
Rape	0	0	0
Attempted Rape	0	0	0
Unlawful Sexual Intercourse	0	0	0
Armed Robbery	0	0	0
Robbery	0	0	0
Attempted Robbery	0	0	0
<b>Sub-Total</b>	<b>0</b>	<b>0</b>	<b>0</b>
<b>Crimes Against the Property</b>	<b>2021</b>	<b>2020</b>	<b>Total</b>
Burglary	0	0	0
Housebreaking	1	0	<b>N/A</b>
Shopbreaking	0	0	0
Stealing	0	0	0
Stealing from Vehicle	0	0	0
Stolen Vehicle	0	0	0
<b>Sub-Total</b>	<b>1</b>	<b>0</b>	<b>N/A</b>
<b>Total</b>	<b>1</b>	<b>0</b>	<b>N/A</b>

**National Reported Crimes  
Family Islands District  
San Salvador Division  
November  
2021 vs 2020**

<b>Crimes Against the Person</b>	<b>2021</b>	<b>2020</b>	<b>% CHANGE</b>
Murder	0	0	0
Attempted Murder	0	0	0
Manslaughter	0	0	0
Rape	0	0	0
Attempted Rape	0	0	0
Unlawful Sexual Intercourse	0	0	0
Armed Robbery	0	0	0
Robbery	0	0	0
Attempted Robbery	0	0	0
<b>Sub-Total</b>	<b>0</b>	<b>0</b>	<b>0</b>
<b>Crimes Against the Property</b>	<b>2021</b>	<b>2020</b>	<b>Total</b>
Burglary	0	0	0
Housebreaking	0	0	0
Shopbreaking	0	0	0
Stealing	0	0	0
Stealing from Vehicle	0	0	0
Stolen Vehicle	0	0	0
<b>Sub-Total</b>	<b>0</b>	<b>0</b>	<b>0</b>
<b>Total</b>	<b>0</b>	<b>0</b>	<b>0</b>



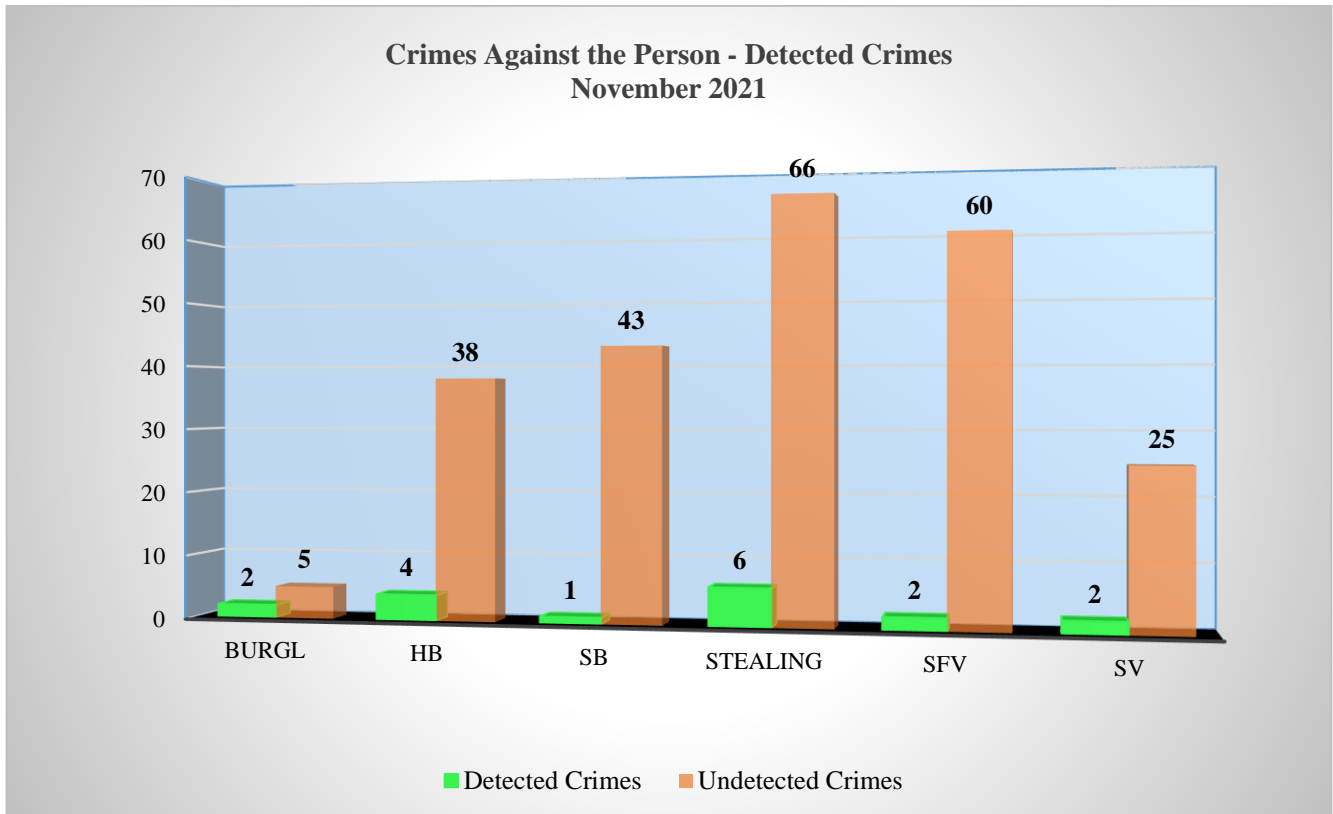
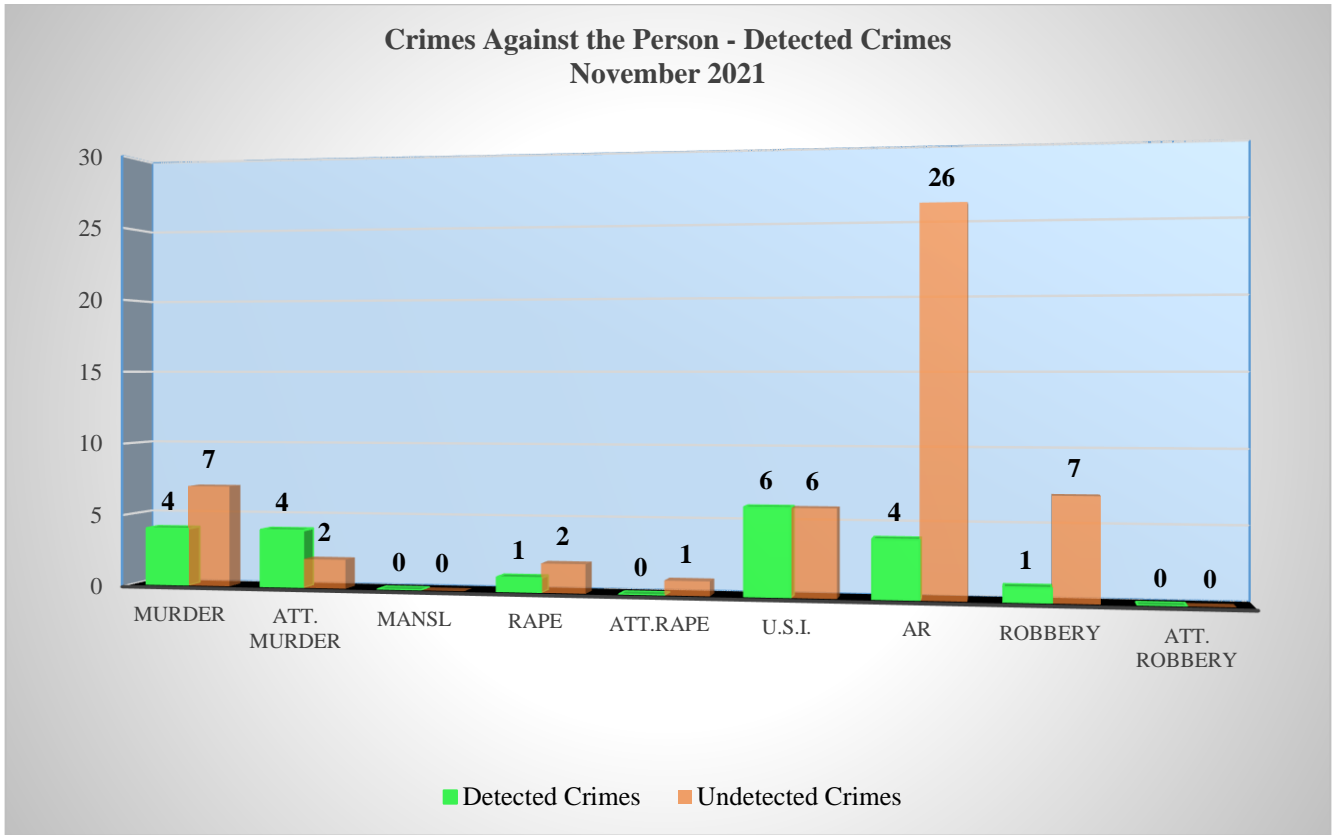
**National Reported Crimes  
Family Islands District  
Rum Cay Division  
November  
2021 vs 2020**

<b>Crimes Against the Person</b>	<b>2021</b>	<b>2020</b>	<b>% CHANGE</b>
Murder	0	0	0
Attempted Murder	0	0	0
Manslaughter	0	0	0
Rape	0	0	0
Attempted Rape	0	0	0
Unlawful Sexual Intercourse	0	0	0
Armed Robbery	0	0	0
Robbery	0	0	0
Attempted Robbery	0	0	0
<b>Sub-Total</b>	<b>0</b>	<b>0</b>	<b>0</b>
<b>Crimes Against the Property</b>	<b>2021</b>	<b>2020</b>	<b>Total</b>
Burglary	0	0	0
Housebreaking	0	0	0
Shopbreaking	0	0	0
Stealing	0	0	0
Stealing from Vehicle	0	0	0
Stolen Vehicle	0	0	0
<b>Sub-Total</b>	<b>0</b>	<b>0</b>	<b>0</b>
<b>Total</b>	<b>0</b>	<b>0</b>	<b>0</b>

**Detection Rates - All Bahamas**  
**November**  
**2021 vs 2020**

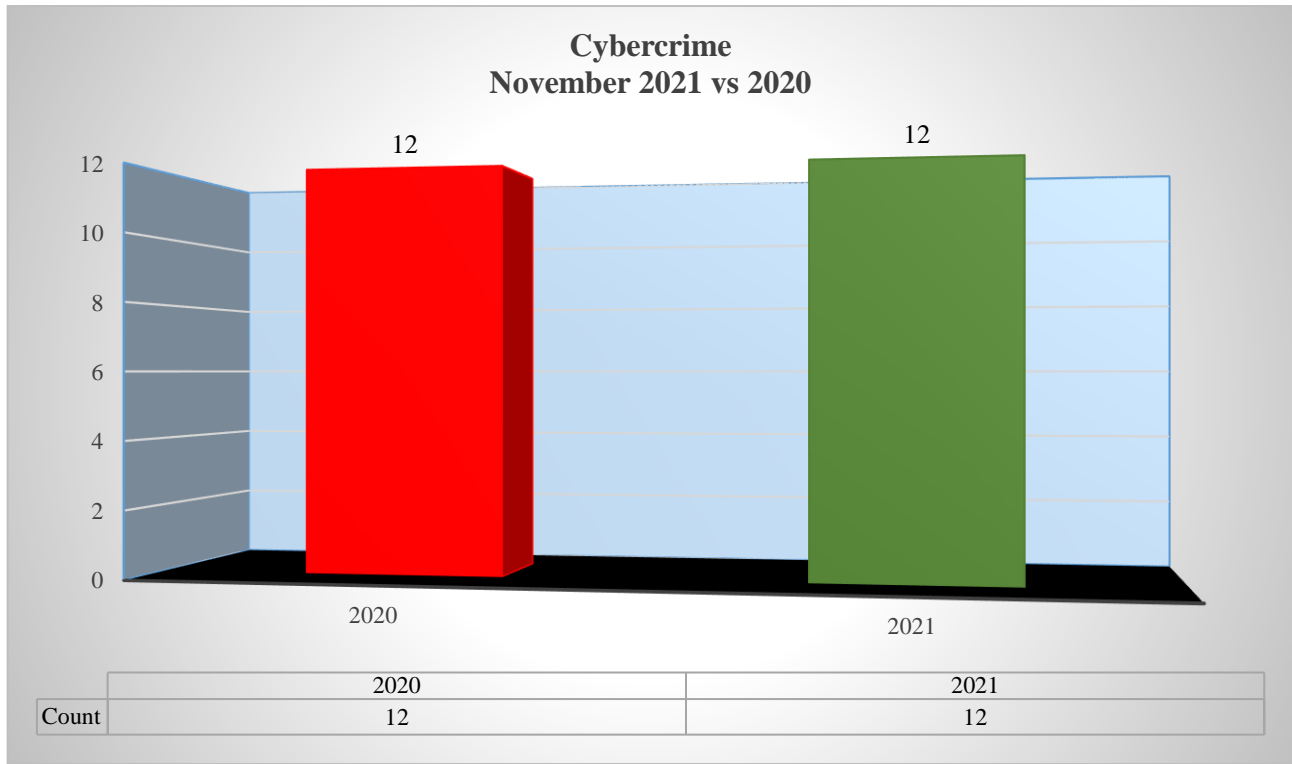
Crimes Against Persons	2021			2020		
	Recorded Crimes	Detected Crimes	Detection Rate (%)	Recorded Crimes	Detected Crimes	Detection Rate (%)
Murder	11	4	<b>36</b>	6	6	<b>100</b>
Attempted Murder	6	4	<b>67</b>	4	2	<b>50</b>
Manslaughter	0	0	<b>0</b>	0	0	0
Rape	3	1	<b>33</b>	5	1	<b>20</b>
Attempted Rape	1	0	<b>N/A</b>	0	0	0
Unlawful Sexual Intercourse	12	6	<b>50</b>	13	2	<b>15</b>
Armed Robbery	30	4	<b>13</b>	19	2	<b>11</b>
Robbery	8	1	<b>13</b>	11	1	<b>9</b>
Attempted Robbery	0	0	0	1	0	<b>N/A</b>
<b>Sub Total</b>	<b>71</b>	<b>20</b>	<b>212</b>	<b>59</b>	<b>14</b>	<b>205</b>
Crimes Against Property	Recorded Crimes	Detected Crimes	Detection Rate (%)	Recorded Crimes	Detected Crimes	Detection Rate (%)
Burglary	7	2	<b>29</b>	8	0	<b>N/A</b>
Housebreaking	42	4	<b>10</b>	55	5	<b>9</b>
Shopbreaking	44	1	<b>2</b>	54	10	<b>19</b>
Stealing	72	6	<b>8</b>	79	4	<b>5</b>
Stealing From Vehicle	62	2	<b>3</b>	36	3	<b>8</b>
Stolen Vehicle	27	2	<b>7</b>	18	2	<b>11</b>
<b>Sub Total</b>	<b>254</b>	<b>17</b>	<b>59</b>	<b>250</b>	<b>24</b>	<b>52</b>
<b>TOTAL</b>	<b>325</b>	<b>37</b>	<b>271</b>	<b>309</b>	<b>38</b>	<b>257</b>

## Detection Rates - All Bahamas November 2021



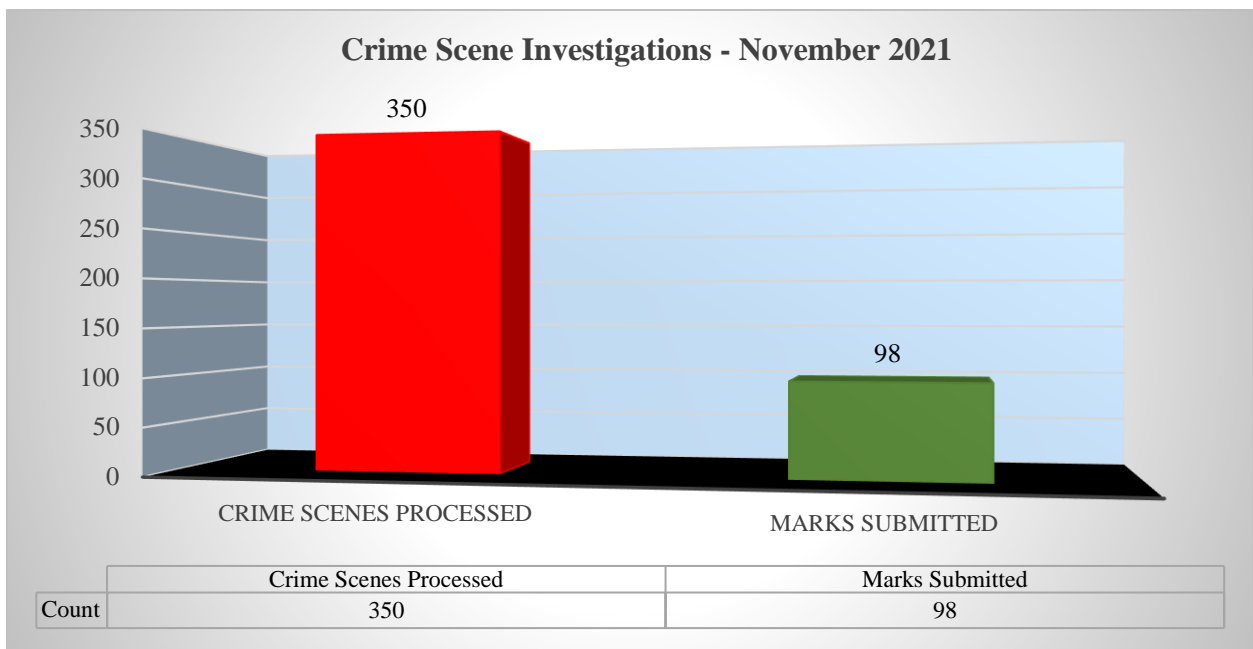
## Cybercrime

For the period November 2021, cybercrimes remain unchanged with 12 incidents compared to 12 for the same period in 2020. These cases include libel, hacking, extortion, computer misuse, threats and so on.



## Crime Scene Investigation

For the period in review, there were 350 crime scenes processed and 98 latent print marks were submitted for evidence.



## Illegal Firearm Discovery and Seizure Demographics

November 2021

Illegal Firearm Discovery/Seizure - Firearm Type				
Pistol	Revolver	Rifle	Shotgun	Total
13	5	1	2	<b>21</b>

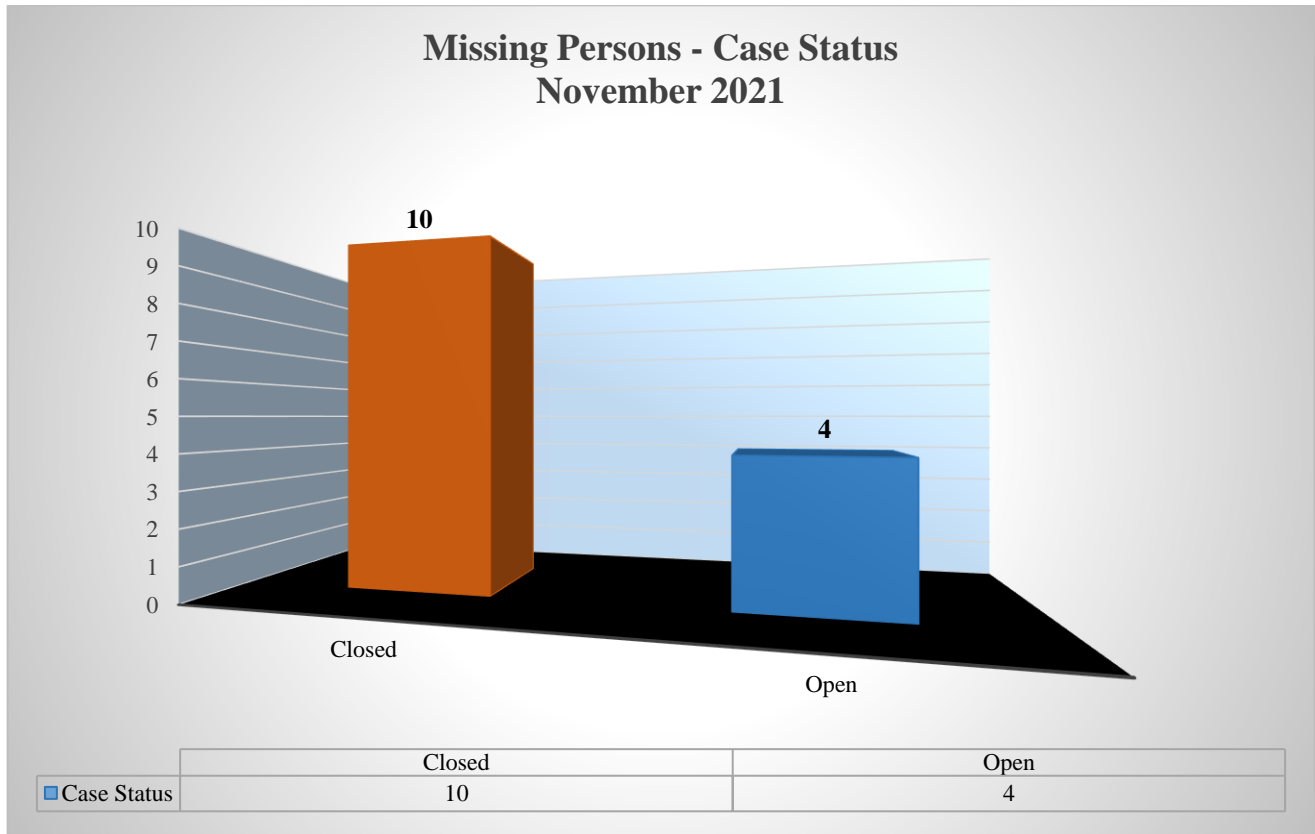
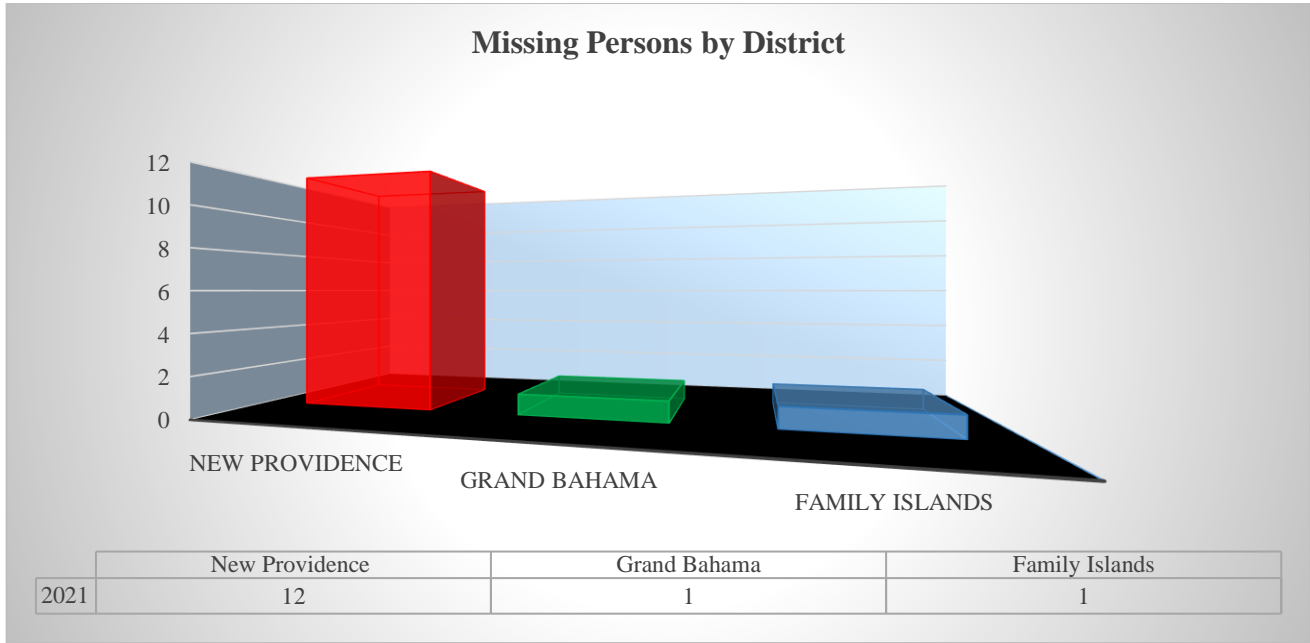
Firearm Discovery/Seizure By Division	
Unit	Firearm
Airport	0
Cable Beach	0
Central	2
Eastern	1
Fox Hill	3
Northeastern	2
Northwestern	0
Paradise Island	0
South Central	1
Southeastern	6
Southern	1
Southwestern	1
Western	1
Central -GB	0
EMR -GB	1
Northeastern -GB	0
Southwestern -GB	1
West End -GB	0
Abaco - GB	0
Bimini	0
Eleuthera	0
Exuma	1
<b>Total</b>	<b>21</b>

**Dangerous Drugs Discovery, Seizures and Arrests – November, 2021**

<b>NOVEMBER, 2021</b>	<b>TYPE OF DRUGS</b>		<b>GRAND TOTAL</b>	
	COCAINE		642.04 lbs	
	MARIJUANA		63.69 lbs	
	HYDROPONIC MARIJUANA		15.55 lbs	
	HASHISH		25 lbs	
	OPIOID TABLETS		19 tablets	
	THC CAPSULES		2 capsules	
	TOTAL CASES		100	
	CASES PROSECUTED		76	
	PERSON ARRESTED		121	
	<b>PERSON ARRESTED</b>	<b>AMOUNT ARRESTED</b>	<b>AMOUNT CHARGE</b>	<b>AMOUNT NOT CHARGED</b>
	ADULT	117	83	34
	JUVENILE	4	1	3
<b>Total</b>	<b>121</b>	<b>84</b>	<b>37</b>	

## Missing Persons

The Royal Bahamas Police Force investigated 14 reported incidents of missing persons throughout the Commonwealth of the Bahamas for November 2021. A total of 10 cases have been solved and the missing individuals were found. Four cases remain open under investigation.



**Emergency Powers Order  
COVID-19 Breaches by District  
November 2021**

<b>Emergency Powers Order (Offences)</b>	<b>New Providence</b>	<b>Grand Bahama</b>	<b>Family Islands</b>	<b>Total</b>
Attending social gathering	0	0	0	<b>0</b>
Other Breach	2	2	1	<b>5</b>
<b>Curfew Breach</b>	<b>3</b>	<b>5</b>	<b>0</b>	<b>8</b>
Fail to enforce social distancing	0	0	0	<b>0</b>
Fail to implement sanitizing requirements	0	0	0	<b>0</b>
Failure to carry government ID	0	2	0	<b>2</b>
Failure to social distance	0	0	0	<b>0</b>
Failure to utilize curbside business	0	0	0	<b>0</b>
Failure to wear face mask	0	3	0	<b>3</b>
Hosting social gathering	0	0	0	<b>0</b>
Operating prohibited business	0	0	0	<b>0</b>
Permit person on premises w/o mask	0	0	0	<b>0</b>
Permit person to inside dining	0	0	0	<b>0</b>
<b>Sub Total</b>	<b>5</b>	<b>12</b>	<b>1</b>	<b>18</b>



**Other Police Activities**  
**All Bahamas**  
**November**  
**2021 vs 2020**

Other Activities	2021	2020	% Change
Police Field Check Patrols	1,556	1,988	-22
Assistance Requested	273	316	-14
Persons Searched	11	39	-72
Electronic Monitoring Breach	12	15	-20
Breach of Bail – Witness Tampering	0	0	0
Breach of Bail – Fail to sign in	2	1	100
Police Stop and Search	119	36	231
Alarm Activation	46	103	-55
Fire Alarms	10	15	-33
Road Checks	53	182	-71
Warrants Executed	2	5	-60

Other Community Activities	2021	2020	% Change
Police Escorts	210	124	69
Police Visits	1,454	1,642	-11
School Visits	72	243	-70
Community Policing Initiatives	203	164	-24
COVID 19 Assistance	0	26	-100

**Complaints Against Police Officers  
November 2021**

<b>Complaints Against Police Officers</b>	
<b>Case Type</b>	<b>Total</b>
Civilians	<b>17</b>
Police	<b>8</b>
Corruption	<b>2</b>
<b>Total</b>	<b>27</b>

<b>Case Status - Civilian Matters</b>							
<b>Under Investigation</b>	<b>Complaint Withdrawn</b>	<b>Unfounded</b>	<b>Subjudice</b>	<b>Civil Action Advised/ Warning</b>	<b>Compensation</b>	<b>Pending Trial</b>	<b>Total</b>
10	0	3	1	3	0	0	<b>17</b>

<b>Case Status – Internal Matters</b>							
<b>Under Investigation</b>	<b>Discharge / Acquittal</b>	<b>Withdrawn / No Further Action</b>	<b>Resignation</b>	<b>Conviction</b>	<b>Unfounded/ Unsubstantiated/ Insufficient Evidence</b>	<b>Before Tribunal</b>	<b>Total</b>
4	0	0	1	0	1	2	<b>8</b>

<b>Case Status - Corruption Matter</b>				
<b>Under Investigation</b>	<b>Complaint Withdrawn</b>	<b>Unfounded/ Unsubstantiated/ Insufficient Evidence</b>	<b>Before Tribunal</b>	<b>Total</b>
2	0	0	0	<b>2</b>

**Fire Calls – All Bahamas  
November 2021 vs 2020**

<b>Fire Calls – All Bahamas</b>			
<b>Type of Call</b>	<b>2021</b>	<b>2020</b>	<b>% Change</b>
Building	23	12	92
Vehicles	19	15	27
Bush	9	14	-36
Special Service	4	4	0
False Alarms	26	33	-21
Boat	1	1	0
Bomb Threat	0	0	0
Electrical	13	7	86
Rubbish	25	27	-7
Miscellaneous	4	2	100
<b>Total Calls</b>	<b>108</b>	<b>108</b>	<b>0</b>
<b>Total Estimated Damages</b>	<b>1,053,400</b>	<b>654,205</b>	<b>61</b>

<b>Fire Calls - Breakdown</b>			
<b>Category</b>	<b>2021</b>	<b>2020</b>	<b>% Change</b>
Death by Fire	0	1	-100
Fire Injuries	0	0	0
Investigated Fires	13	13	0
Arson Matters	6	7	-14
Extrication	2	1	100
Family Island Fires	9	0	100
Family Island Deaths	0	0	0
Family Island Injuries	0	0	0
Major Fires	1	0	100
Accidental Fires	4	1	300
<b>Insured Estimated Damages</b>	<b>65,800</b>	<b>602,755</b>	<b>-89</b>
<b>Uninsured Estimated Damages</b>	<b>987,600</b>	<b>51,450</b>	<b>1,820</b>

**Miscellaneous Incidents**  
**All Bahamas**  
**November**  
**2021 vs 2020**

<b>Miscellaneous Incidents – All Bahamas</b>			
<b>Category</b>	<b>2021</b>	<b>2020</b>	<b>% CHANGE</b>
Alarm Activation	46	103	<b>-55</b>
Assault	134	144	<b>-7</b>
Assault Police Officer	14	10	<b>40</b>
Attempted Breaking	14	6	<b>133</b>
Attempted Stealing	11	7	<b>57</b>
Bomb Threat	0	0	<b>0</b>
Causing Damage	117	124	<b>-7</b>
Causing Harm	84	76	<b>11</b>
Child Abuse	3	2	<b>50</b>
Child Neglect	3	0	<b>N/A</b>
Disturbance	92	106	<b>-13</b>
Gunshot Reports	102	93	<b>10</b>
Lost Passport	115	108	<b>6</b>
Loud Music	12	2	<b>500</b>
Stealing from Vehicle (Minor)	91	106	<b>-14</b>
Stealing (Minor)	114	90	<b>27</b>
Sudden Death (Natural Causes)	96	107	<b>-10</b>
Threats of Death	69	83	<b>-17</b>
Threats of Harm	67	51	<b>31</b>
Wounding	3	10	<b>-70</b>
<b>TOTAL</b>	<b>1,187</b>	<b>1,228</b>	<b>-3</b>

**Miscellaneous Incidents – Divisional Breakdown**  
**All Bahamas**  
**November 2021**

Category	A	CB	C	E	FH	NE	NW	PI	SC	SE	S	SW	W	GB	FI	Total
Alarm Activation	0	2	0	0	2	1	0	3	0	0	1	0	0	35	2	46
Assault	0	1	6	7	7	14	6	1	8	7	11	20	3	26	17	134
Assault Police Officer	0	0	1	1	0	0	1	0	1	2	1	2	0	5	0	14
Attempted Breaking	0	0	2	2	1	2	1	0	0	0	1	3	1	0	1	14
Attempted Stealing	0	1	0	0	1	3	0	0	1	0	1	1	0	2	1	11
Bomb Threat	0	0	0	0	0	0	0	0	0	0	0	0	0	0	0	0
Causing Damage	1	2	8	1	7	7	8	2	8	16	5	18	4	18	12	117
Causing Harm	0	2	2	2	2	8	4	0	8	11	2	8	0	25	10	84
Child Abuse	0	0	0	0	0	0	0	0	2	0	0	0	0	1	0	3
Child Neglect	0	0	1	0	0	0	0	0	0	0	0	1	0	1	0	3
Disturbance	2	3	1	3	1	1	2	2	2	2	1	7	7	38	20	92
Gunshots Report	0	0	8	4	9	17	6	0	19	7	10	9	1	12	0	102
Lost Passport	2	5	5	12	3	4	6	0	6	8	5	19	8	24	8	115
Loud Music	0	0	0	0	0	0	1	0	0	0	1	1	5	3	1	12
Stealing from Vehicle (Minor)	1	7	13	3	2	14	4	1	6	13	1	19	3	3	1	91
Stealing (Minor)	0	5	5	6	10	11	5	3	11	17	7	16	1	10	7	114
Sudden Death (Natural Causes)	0	2	2	7	4	9	3	0	6	13	4	18	4	16	8	96
Threats of Death	0	0	1	4	4	5	2	1	4	13	2	12	2	11	8	69
Threats of Harm	0	3	5	6	4	2	5	0	8	2	1	7	1	9	14	67
Wounding	0	0	0	1	0	0	0	0	0	1	0	1	0	0	0	3
<b>Total</b>	<b>6</b>	<b>33</b>	<b>60</b>	<b>59</b>	<b>57</b>	<b>98</b>	<b>54</b>	<b>13</b>	<b>90</b>	<b>112</b>	<b>54</b>	<b>162</b>	<b>40</b>	<b>239</b>	<b>110</b>	<b>1,187</b>

**Domestic Related Cases**  
**All Bahamas**  
**November**  
**2021 vs 2020**

<b>Domestic Related Cases</b>	<b>2021</b>	<b>2020</b>	<b>% CHANGE</b>
Murder	0	0	<b>0</b>
Attempted Murder	2	0	<b>N/A</b>
Assault	61	52	<b>17</b>
Assault with a deadly weapon	5	7	<b>-29</b>
Assistance Requested	42	42	<b>0</b>
Causing Damage	17	10	<b>70</b>
Causing Harm	35	31	<b>13</b>
Disturbance	16	13	<b>23</b>
Domestic Reports (General)	35	23	<b>52</b>
Fighting	0	3	<b>N/A</b>
Grievous Harm	0	0	<b>0</b>
Harassment	8	6	<b>33</b>
Shooting	0	0	<b>0</b>
Stabbing	2	2	<b>0</b>
Threat of Arson	1	1	<b>0</b>
Threat of Harm	10	11	<b>-9</b>
Threat of Death	20	20	<b>0</b>
Trespassing	1	0	<b>N/A</b>
Wounding	2	3	<b>-33</b>
<b>TOTAL</b>	<b>257</b>	<b>224</b>	<b>15</b>

**Domestic Related Cases  
Divisional Breakdown  
November  
2021 vs 2020**

Domestic Related Cases	A	CB	C	E	FH	NE	NW	PI	SC	SE	S	SW	W	GB	FI	Total
Murder	0	0	0	0	0	0	0	0	0	0	0	0	0	0	0	0
Attempted Murder	0	0	0	0	0	0	0	0	1	1	0	0	0	0	0	2
Assault	0	0	1	7	5	7	1	0	8	4	3	11	2	8	4	61
Assault with a deadly weapon	0	0	0	0	0	0	1	0	0	1	0	2	0	0	1	5
Assistance Requested	0	0	1	4	1	1	1	0	0	3	4	1	1	17	8	42
Causing Damage	0	0	1	0	0	1	1	0	1	4	0	2	0	5	2	17
Causing Harm	0	1	1	0	2	3	2	0	5	6	1	4	0	8	2	35
Disturbance	0	0	0	1	0	0	1	0	0	2	0	3	0	7	2	16
Domestic Reports	0	2	0	4	0	0	0	0	2	1	2	5	1	9	9	35
Fighting	0	0	0	0	0	0	0	0	0	0	0	0	0	0	0	0
Grievous Harm	0	0	0	0	0	0	0	0	0	0	0	0	0	0	0	0
Harassment	0	0	0	0	0	0	1	0	0	0	1	4	1	0	1	8
Shooting	0	0	0	0	0	0	0	0	0	0	0	0	0	0	0	0
Stabbing	0	0	0	1	0	0	0	0	0	1	0	0	0	0	0	2
Threat of Arson	0	0	0	0	0	0	0	0	0	1	0	0	0	0	0	1
Threat of Harm	0	1	0	1	0	0	1	0	2	0	1	1	0	3	0	10
Threat of Death	0	0	1	0	2	1	1	0	2	5	0	6	0	0	2	20
Trespassing	0	0	0	1	0	0	0	0	0	0	0	0	0	0	0	1
Wounding	0	0	0	0	0	0	0	0	0	1	0	1	0	0	0	2
<b>Total</b>	<b>0</b>	<b>4</b>	<b>5</b>	<b>19</b>	<b>10</b>	<b>13</b>	<b>10</b>	<b>0</b>	<b>21</b>	<b>30</b>	<b>12</b>	<b>40</b>	<b>5</b>	<b>57</b>	<b>31</b>	<b>257</b>

## Gender Based Violence

November 2021

	YEAR	2021					2020				
	GENDER	TOTAL MALES	FEMALES			TOTAL	TOTAL MALES	FEMALES			TOTAL
			1-17	18 +	% FEMALES			1-17	18 +	% FEMALES	
Murder	All Bahamas	2	0	3	60	5	3	0	3	0	6
	New Providence	2	0	2	50	4	1	0	3	0	4
	Grand Bahama	0	0	1	0	1	2	0	0	0	2
	Family Island	0	0	0	0	0	0	0	0	0	0
Att Murder	All Bahamas	5	0	1	0	6	5	0	1	0	6
	New Providence	3	0	1	0	4	3	0	1	0	4
	Grand Bahama	2	0	0	0	2	2	0	0	0	2
	Family Island	0	0	0	0	0	0	0	0	0	0
Shooting	All Bahamas	11	1	1	15	13	5	0	1	17	6
	New Providence	10	1	1	17	12	5	0	1	17	6
	Grand Bahama	1	0	0	0	1	0	0	0	0	0
	Family Island	0	0	0	0	0	0	0	0	0	0
Stabbing	All Bahamas	8	0	0	0	8	6	0	1	14	7
	New Providence	8	0	0	0	8	5	0	1	17	6
	Grand Bahama	0	0	0	0	0	0	0	0	0	0
	Family Island	0	0	0	0	0	1	0	0	0	1
Rape	All Bahamas	0	0	3	100	3	0	0	4	100	4
	New Providence	0	0	3	100	3	0	0	3	100	3
	Grand Bahama	0	0	0	0	0	0	0	1	0	1
	Family Island	0	0	0	0	0	0	0	0	0	0
Causing	All Bahamas	51	1	37	43	89	47	1	31	41	79
	New Providence	27	0	22	45	49	32	0	19	37	51
	Grand Bahama	15	1	9	40	25	10	1	8	47	19
	Family Island	9	0	6	40	15	5	0	4	44	9
Threats of	All Bahamas	43	1	27	39	71	44	0	42	49	86
	New Providence	27	1	19	43	47	32	0	36	53	68
	Grand Bahama	8	0	4	0	12	6	0	4	40	10
	Family Island	8	0	4	33	12	6	0	2	25	8
Threats of	All Bahamas	43	0	23	35	66	36	0	14	28	50
	New Providence	27	0	12	31	39	24	0	9	27	33
	Grand Bahama	4	0	5	56	9	5	0	1	17	6
	Family Island	12	0	6	33	18	7	0	4	36	11
Possession	All Bahamas	1	0	0	0	1	1	0	0	0	1
	New Providence	0	0	0	0	0	1	0	0	0	1
	Grand Bahama	1	0	0	0	1	0	0	0	0	0
	Family Island	0	0	0	0	0	0	0	0	0	0
Assault	All Bahamas	17	0	8	32	25	19	0	10	34	29
	New Providence	14	0	7	33	21	15	0	9	38	24
	Grand Bahama	2	0	0	0	2	4	0	1	20	5
	Family Island	1	0	1	50	2	0	0	0	0	0



**Police-Involved Shootings  
November  
2021 vs 2020**

<b>Encounters with Armed Suspects</b>			
<b>Incidents</b>	<b>2021</b>	<b>2020</b>	<b>% CHANGE</b>
Police Involved Shootings	3	1	200

<b>Encounters with Armed Suspects by Division</b>																
<b>Year</b>	<b>A</b>	<b>CB</b>	<b>C</b>	<b>E</b>	<b>FH</b>	<b>NE</b>	<b>NW</b>	<b>PI</b>	<b>SC</b>	<b>SE</b>	<b>S</b>	<b>SW</b>	<b>W</b>	<b>GB</b>	<b>FI</b>	<b>Total</b>
2021	0	0	0	0	0	0	0	0	0	1	1	1	0	0	0	3
2020	0	0	0	0	0	0	0	0	0	1	0	0	0	0	0	1

<b>Status of Victim</b>			
<b>Status</b>	<b>2021</b>	<b>2020</b>	<b>% CHANGE</b>
Deceased	1	0	N/A
Injured	2	1	100

## Suicide Incidents

**November  
2021 vs 2020**

Category	2021	2020	% CHANGE
Suicide	0	1	N/A
Attempted Suicide	3	6	-50

Category	New Providence	Grand Bahama	Family Island	Total
Suicide	0	0	0	0
Attempted Suicide	3	0	0	3

Suicide by Gender						
Age Range	Males		Females		Total	
	2021	2020	2021	2020	2021	2020
0-17	0	0	0	0	0	0
18-30	0	0	0	0	0	0
31-45	0	0	0	0	0	0
46-60	0	0	0	0	0	0
61 & Older	0	0	0	0	0	0
Unknown	0	0	1	0	1	0
<b>Total</b>	<b>0</b>	<b>0</b>	<b>1</b>	<b>0</b>	<b>1</b>	<b>0</b>

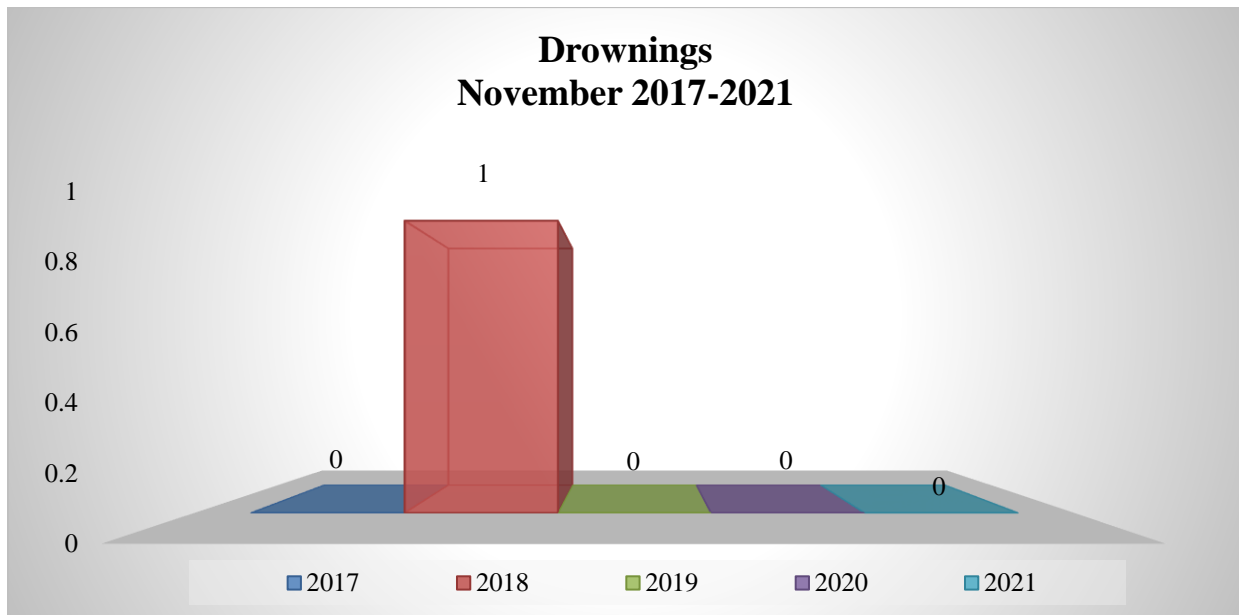
Attempted Suicide by Gender						
Age Range	Males		Females		Total	
	2021	2020	2021	2020	2021	2020
0-17	0	1	0	2	0	3
18-30	0	0	2	1	2	1
31-45	0	1	0	0	0	1
46-60	1	0	0	0	1	0
61 & Older	0	0	0	1	0	1
Unknown	0	0	0	0	0	0
<b>Total</b>	<b>1</b>	<b>2</b>	<b>2</b>	<b>4</b>	<b>3</b>	<b>6</b>

**Drowning Incidents**  
**November**  
**2021 vs 2020**

Category	2021	2020	% Change
Drowning	0	0	0

Category	2021	2020	2019	2018	2017
Drowning	0	0	0	1	0

Drownings by Gender						
Age Range	Males		Females		Total	
	2021	2020	2021	2020	2021	2020
0-17	0	0	0	0	0	0
18-30	0	0	0	0	0	0
31-45	0	0	0	0	0	0
46-60	0	0	0	0	0	0
61 & Older	0	0	0	0	0	0
Unknown*	0	0	0	0	0	0
<b>Total</b>	<b>0</b>	<b>0</b>	<b>0</b>	<b>0</b>	<b>0</b>	<b>0</b>

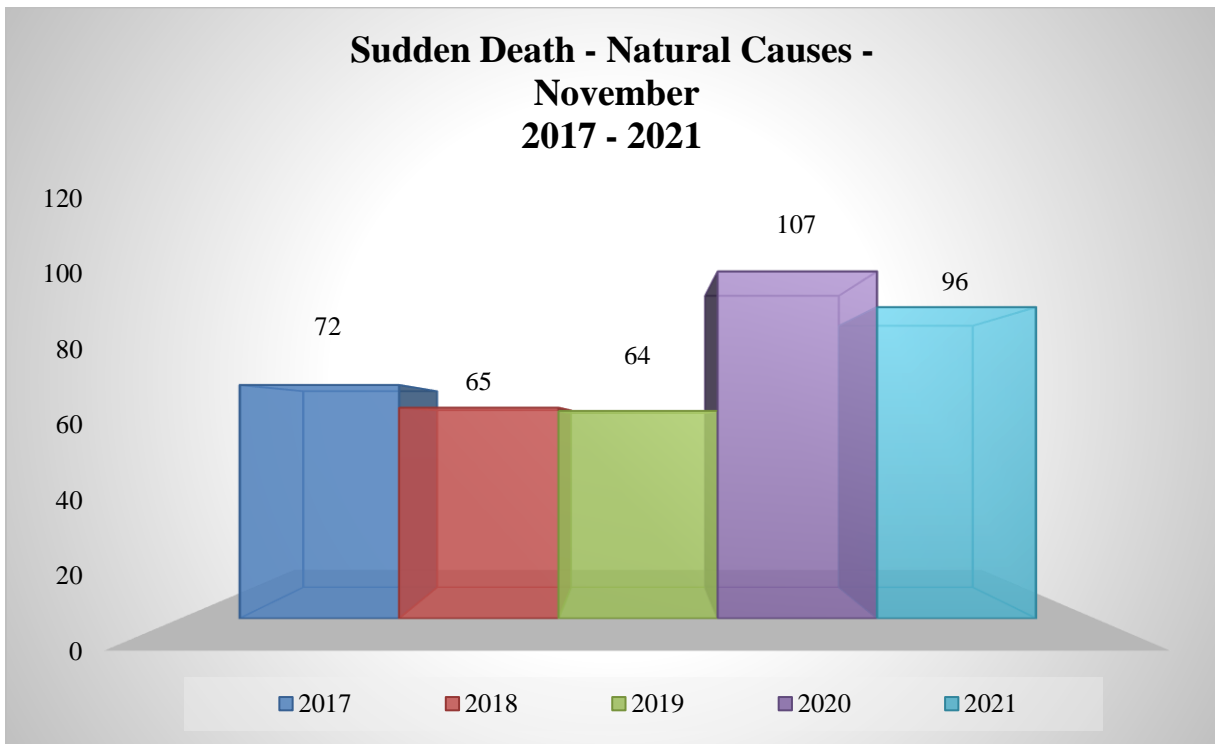


*N.B. These are preliminary figures and are subject to change. Research and Policy Branch, RBPF.*

**Sudden Death – Natural Causes  
November  
2017 – 2021**

Incident	2021	2020	% Change
Sudden Death (Natural Causes)	96	107	<b>-10</b>

Incident	2021	2020	2019	2018	2017
Sudden Death (Natural Causes)	96	107	64	65	72



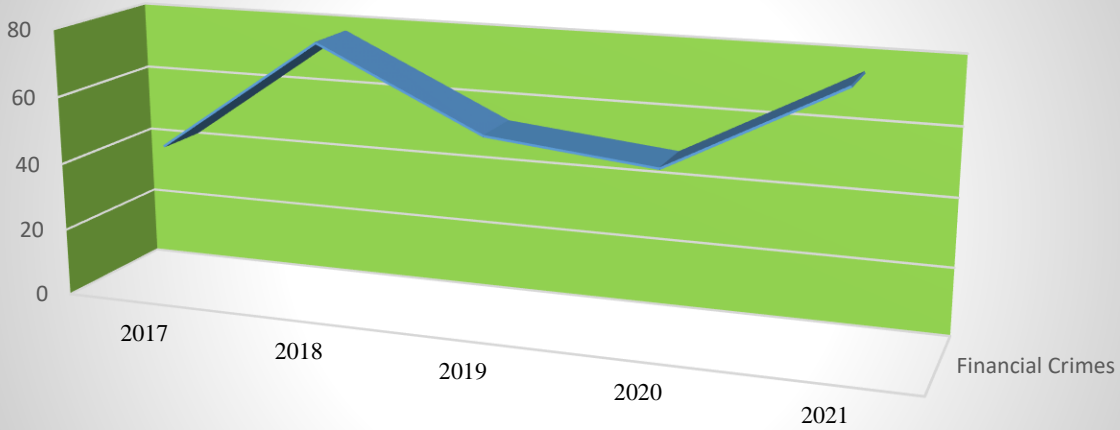
## Financial Crimes

**November  
2021 vs 2020**

Incident	2021	2020	% Change
Bribery	0	0	<b>0</b>
Extortion	0	2	<b>N/A</b>
Falsification of Accounts	0	1	<b>N/A</b>
Forgery	0	0	<b>0</b>
Fraud by False Pretences	36	22	<b>64</b>
Possession of Forged Currency Notes	15	3	<b>400</b>
Possession of Forged Documents	2	3	<b>-33</b>
Proceeds from Crime	0	0	<b>0</b>
Stealing by reason of employment	10	6	<b>67</b>
Stealing by reason of service	8	13	<b>-38</b>
Uttering Forged Currency Notes	5	0	<b>N/A</b>
Uttering Forged Documents	0	0	<b>0</b>
<b>Sub-Total</b>	<b>76</b>	<b>50</b>	<b>52</b>

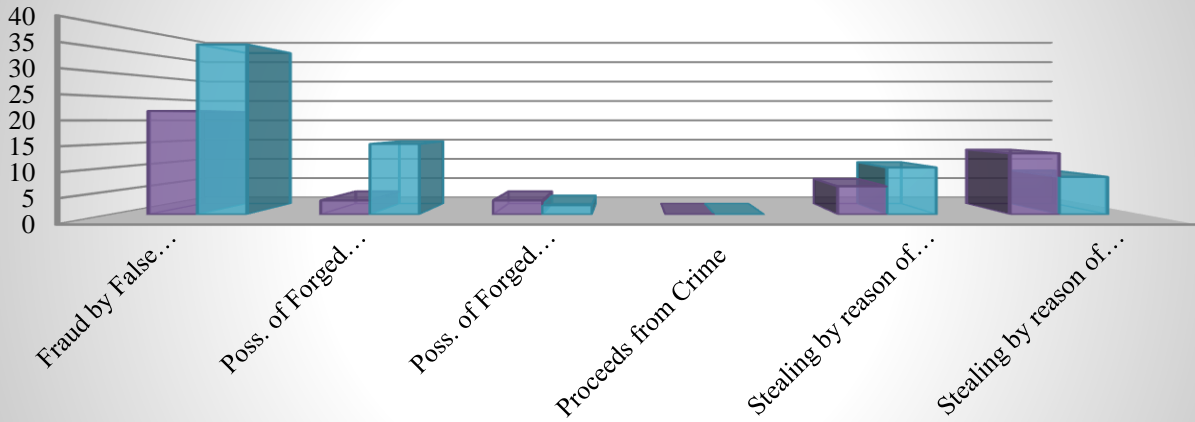
Incident	2021	2020	2019	2018	2017
Bribery	0	0	0	0	0
Extortion	0	2	0	0	2
Falsification of Accounts	0	1	0	0	0
Forgery	1	0	0	3	3
Fraud by False Pretences	36	22	25	20	5
Possession of Forged Currency Notes	15	3	0	6	5
Possession of Forged Documents	2	3	3	6	0
Proceeds from Crime	0	0	0	5	0
Stealing by reason of employment	10	6	5	18	11
Stealing by reason of service	8	13	22	18	18
Uttering Forged Currency Notes	5	0	0	1	0
Uttering Forged Documents	0	0	0	1	0
<b>Sub-Total</b>	<b>76</b>	<b>50</b>	<b>55</b>	<b>78</b>	<b>44</b>

### Financial Crimes November 2021



	2017	2018	2019	2020	2021
Financial Crimes	44	78	55	50	76

### Financial Crimes November 2021 Vs. 2020



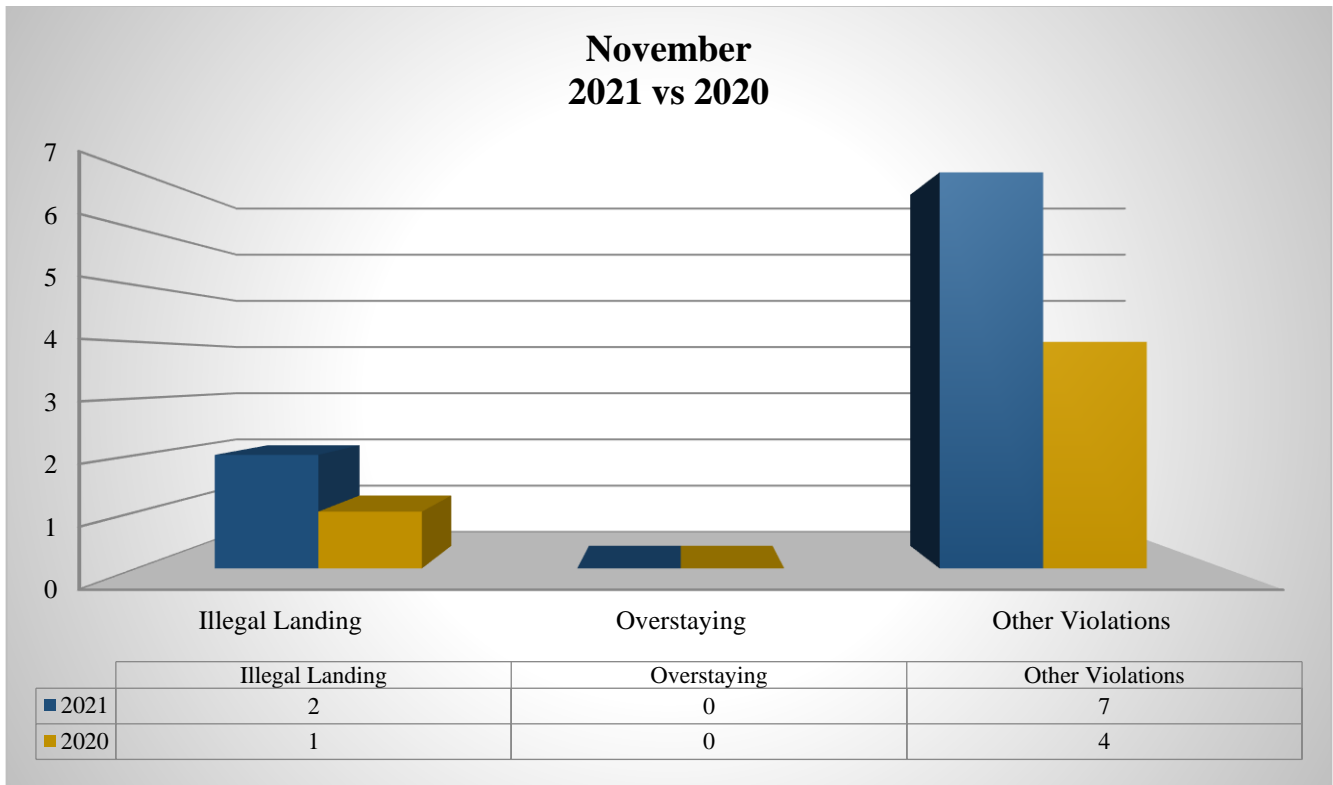
	Fraud by False Pretences	Poss. of Forged Currency Notes	Poss. of Forged Documents	Proceeds from Crime	Stealing by reason of employment	Stealing by reason of service
2020	22	3	3	0	6	13
2021	36	15	2	0	10	8

*N.B. These are preliminary figures and are subject to change. Research and Policy Branch, RBPF.*

**Immigration Violations  
November  
2021 vs 2020**

Category	2021	2020	% Change
Illegal Landing	2	1	100
Overstaying	0	0	0
Other Violation	7	4	75

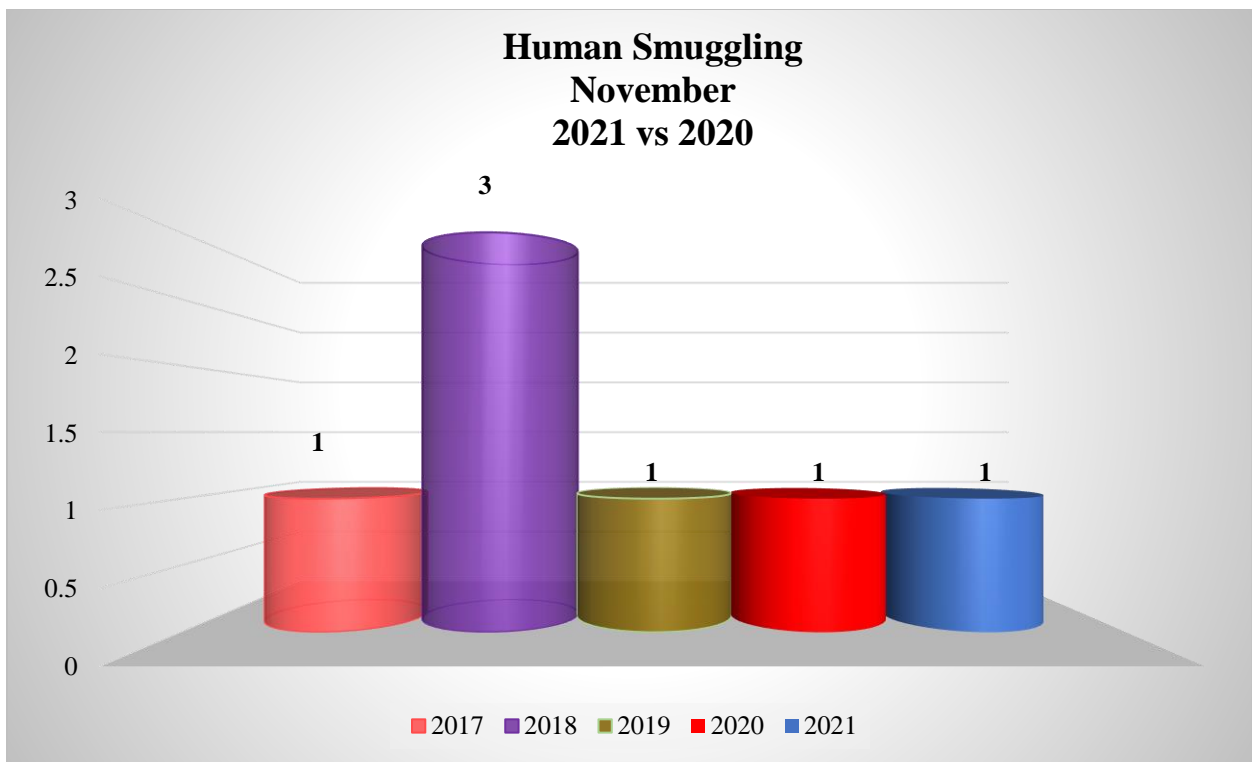
Incident	2021	2020	2019	2018	2017
Illegal Landing	2	1	2	0	0
Overstaying	0	0	0	0	0
Other Violation	7	4	3	3	3



**Human Smuggling  
November  
2021 vs 2020**

Category	2021	2020	% Change
Trafficking in Persons	1	1	0

Incident	2021	2020	2019	2018	2017
Trafficking in Persons	1	1	1	3	1





**Traffic Incidents– All Bahamas  
November 2021 vs 2020**

<b>Fixed Penalty Notices – All Bahamas</b>			
<b>Category</b>	<b>2021</b>	<b>2020</b>	<b>% CHANGE</b>
Fixed Penalty Notices	1,710	2,846	<b>-40</b>

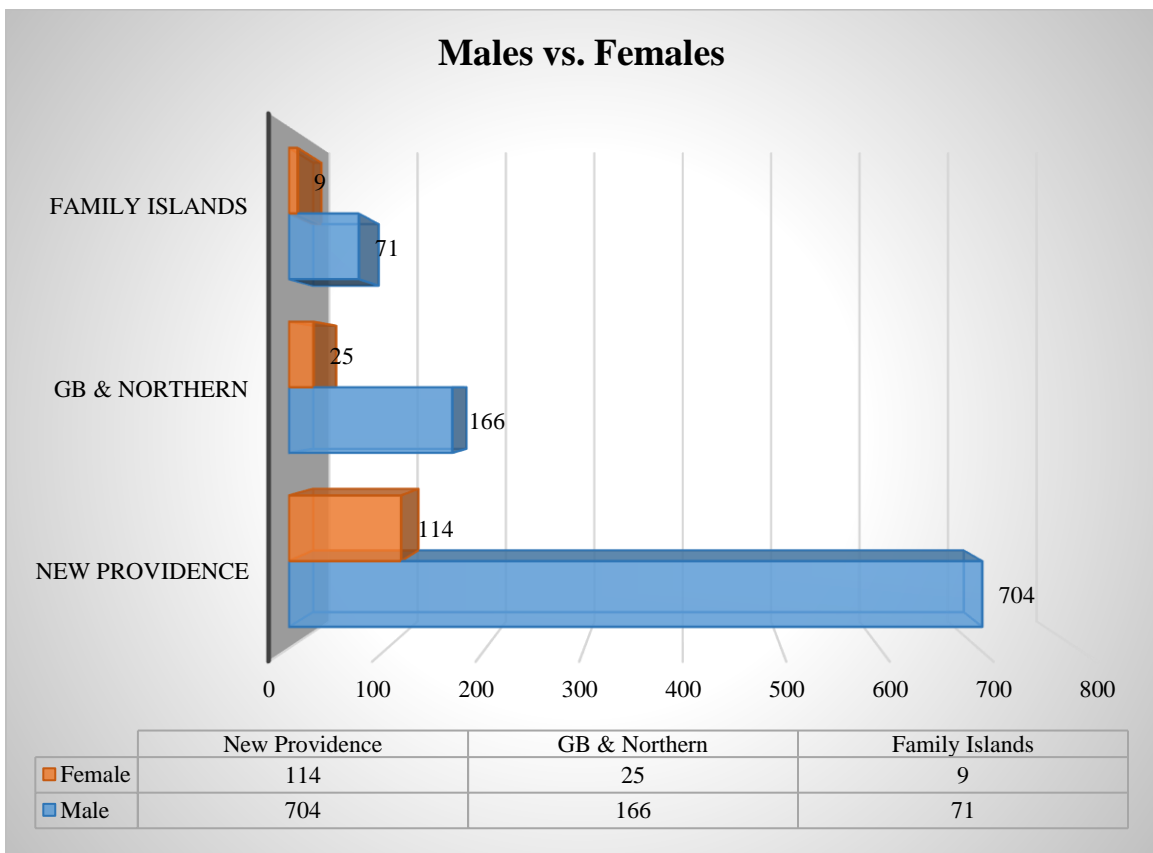
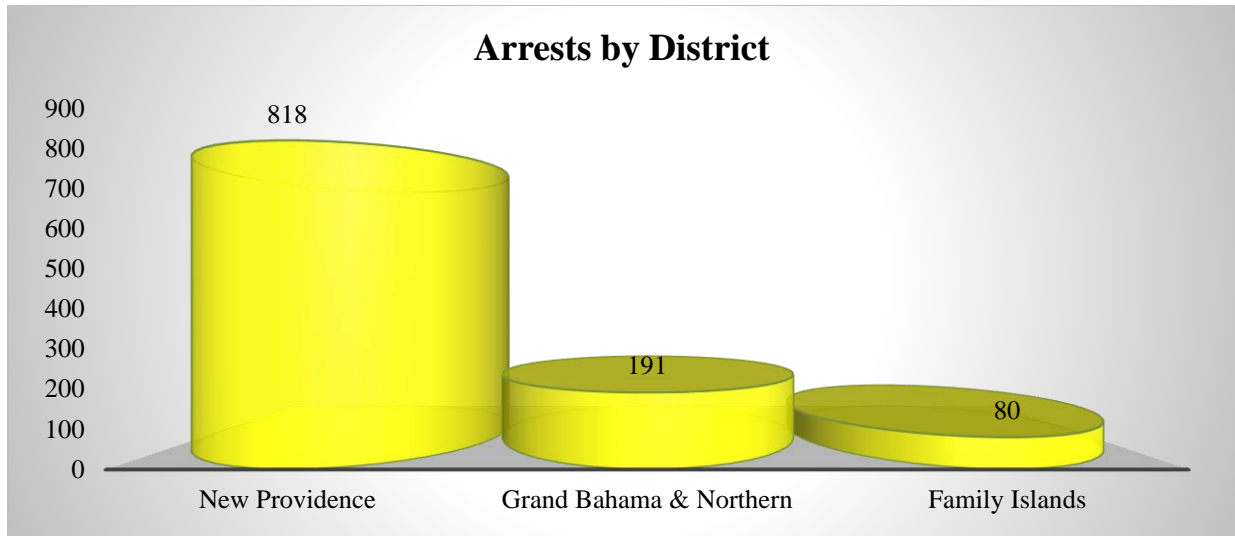
<b>Road Accident Reports</b>			
<b>Category</b>	<b>2021</b>	<b>2020</b>	<b>% CHANGE</b>
Fatal Accidents	4	4	<b>0</b>
Damage only	469	475	<b>-1</b>
Hit & Run	71	101	<b>-30</b>
Minor Injuries	162	134	<b>21</b>
Serious Injuries	15	6	<b>150</b>

<b>Victims of Fatal Accidents</b>			
<b>Category</b>	<b>2021</b>	<b>2020</b>	<b>% CHANGE</b>
Fatal Crash Victims	4	3	<b>33</b>

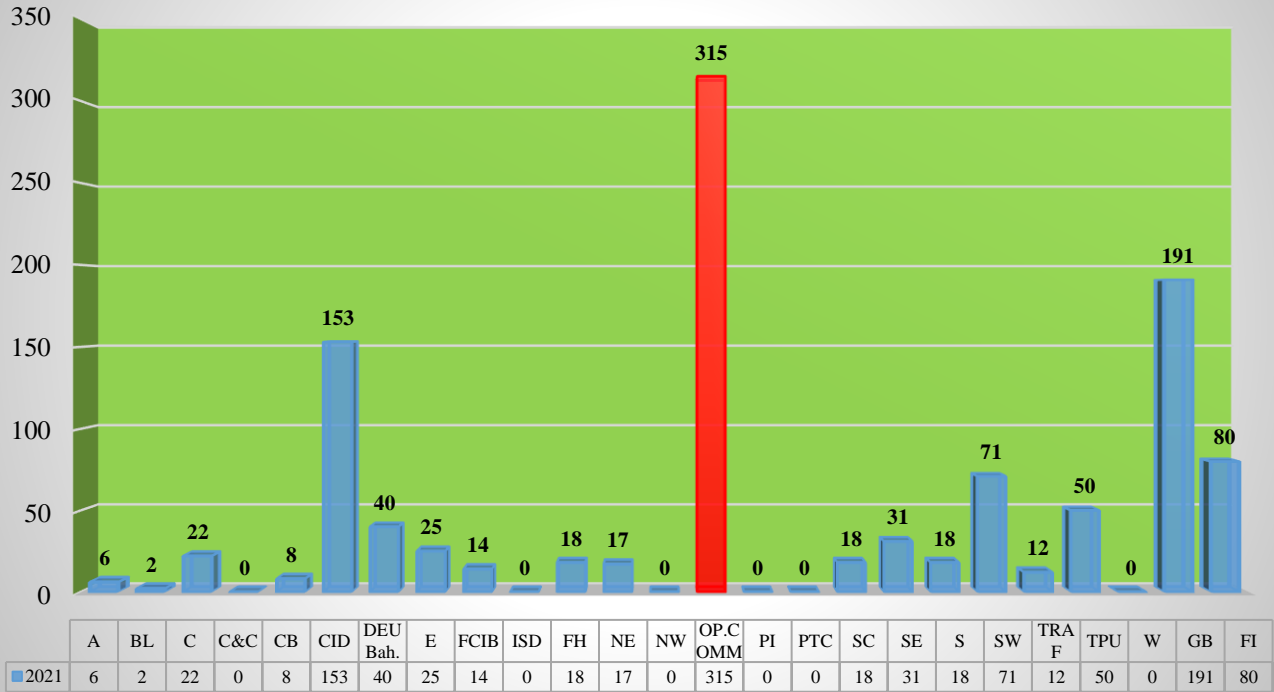
<b>Road Accident Reports by District</b>				
<b>Accident Type</b>	<b>New Providence</b>	<b>Grand Bahama</b>	<b>Family Islands</b>	<b>Total</b>
Fatality	1	2	1	<b>4</b>
Damage only	366	79	24	<b>469</b>
Hit & Run	58	10	3	<b>71</b>
Minor Injuries	133	19	10	<b>162</b>
Serious Injuries	2	9	4	<b>15</b>

## Persons Arrested

For period in review, the police arrested 1,089 persons for various major and minor offences throughout the Commonwealth of The Bahamas. **New Providence** accounted for 818 or 75% of all persons arrested, **Grand Bahama & the Northern Bahamas** accounted for 191 or 18%, and the **Family Islands District** accounted for 80 or 7%. Males accounted for 941 or 86% of arrests, and females accounted for the remaining 148 or 14% of arrests.



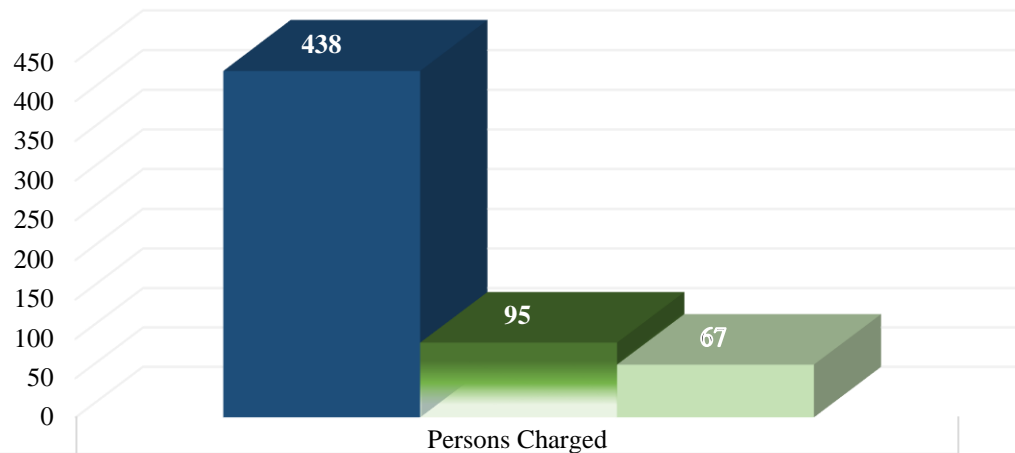
## Arrests - Policing Division



## Persons Charged

For the period in review, the police charged 600 persons for various major and minor offences throughout the Commonwealth of The Bahamas. **New Providence** accounted for 438 or 73% of all persons charged, **Grand Bahama and the Northern Bahamas** accounted for 95 or 16%, and the **Family Islands District** accounted for 67 or 11%. Males accounted for 471 or 78% of persons charged, and females accounted for the remaining 129 or 22% of persons charged.

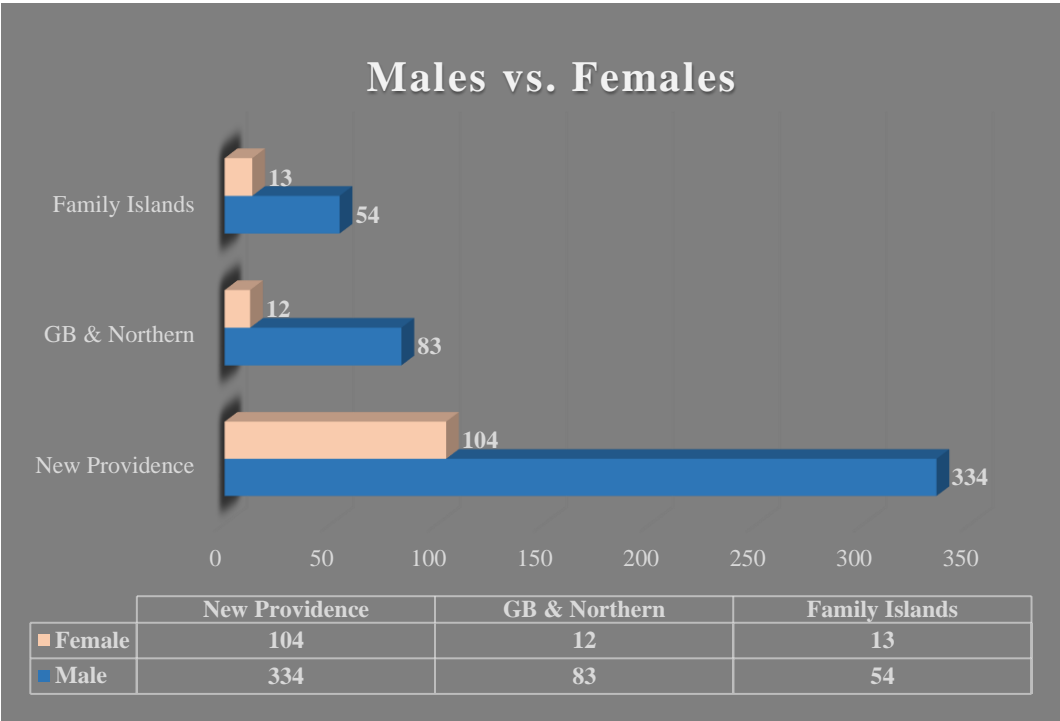
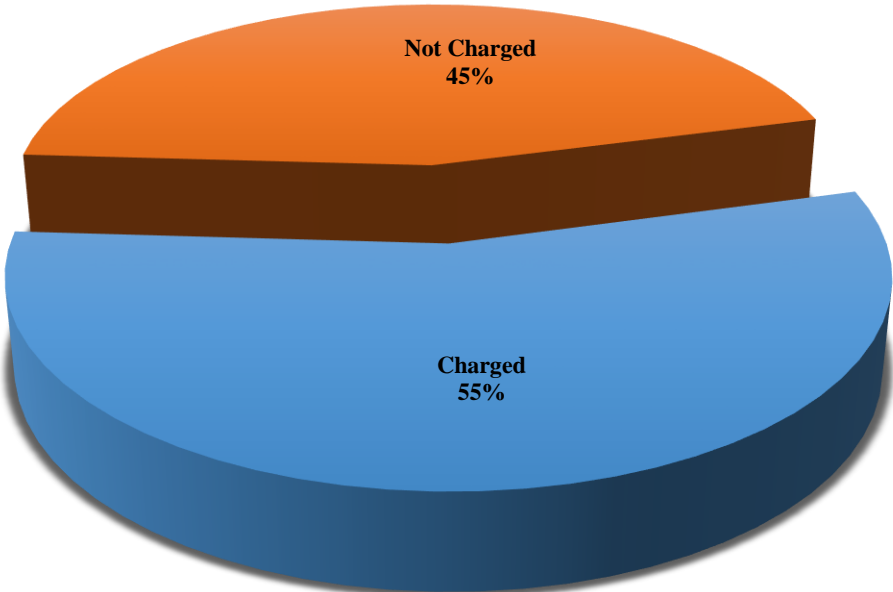
## Charged - District



■ New Providence	438
■ GB & Northern	95
■ Family Islands	67

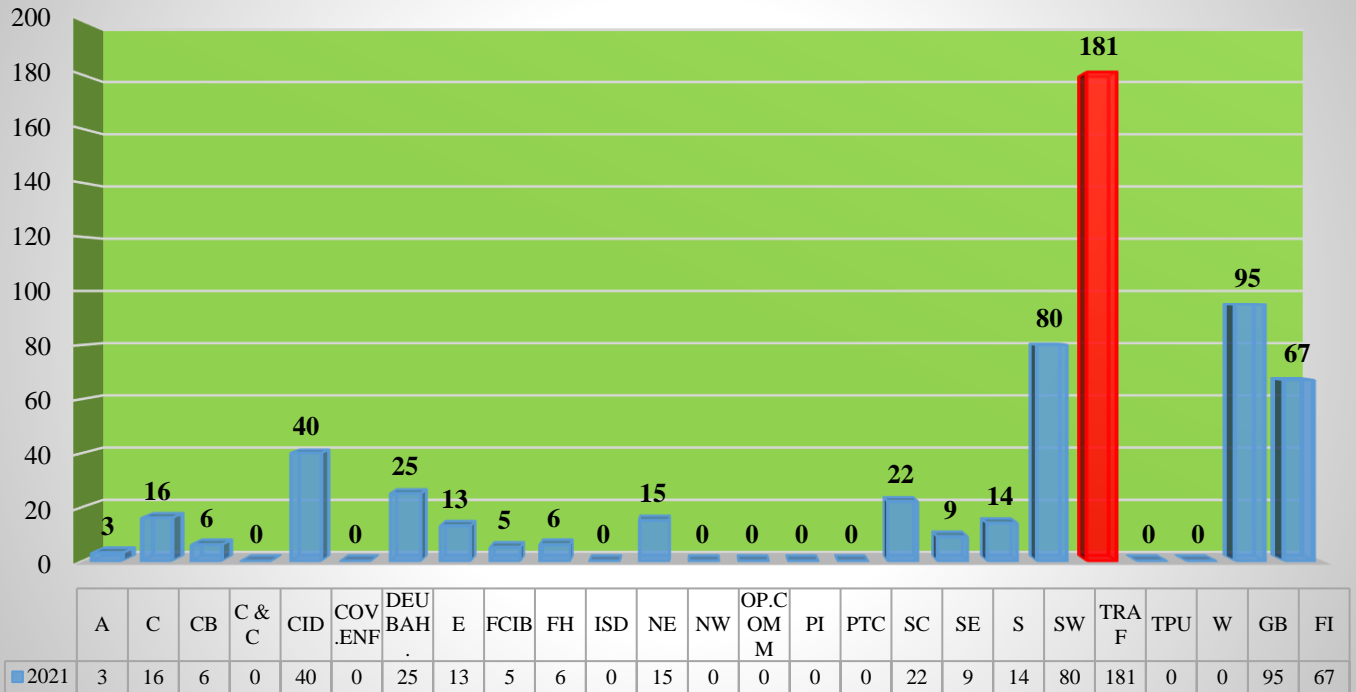
The period in review, there were 1,089 persons arrested, of which 55% or 600 suspects were charged before the Court.

### Persons Charged



*N.B. These are preliminary figures and are subject to change. Research and Policy Branch, RBPF.*

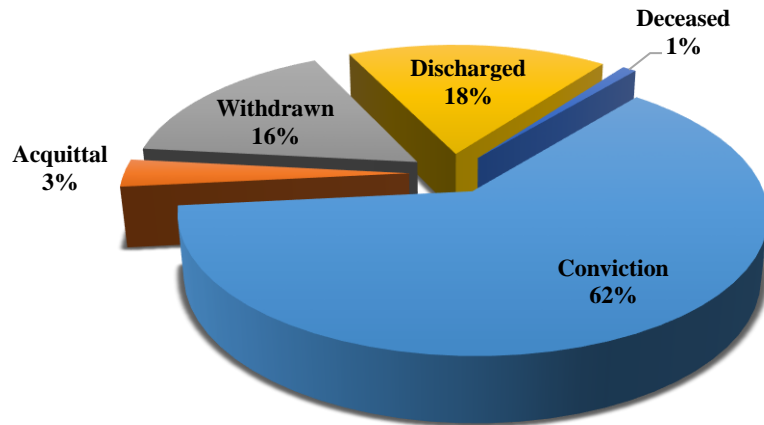
## Charged - Policing Division



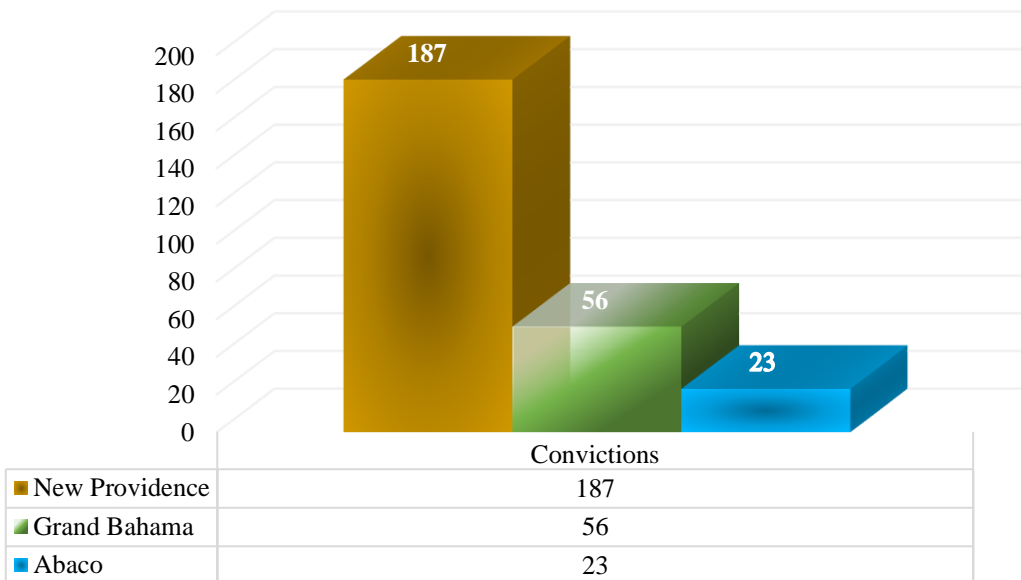
## Court Case Disposition

For the period in review, there were 266 convictions in the Magistrates Court, 14 acquittals, 4 deaths, 74 matters were discharged, and 69 matters were withdrawn by the virtual complainant.

## Case Disposition



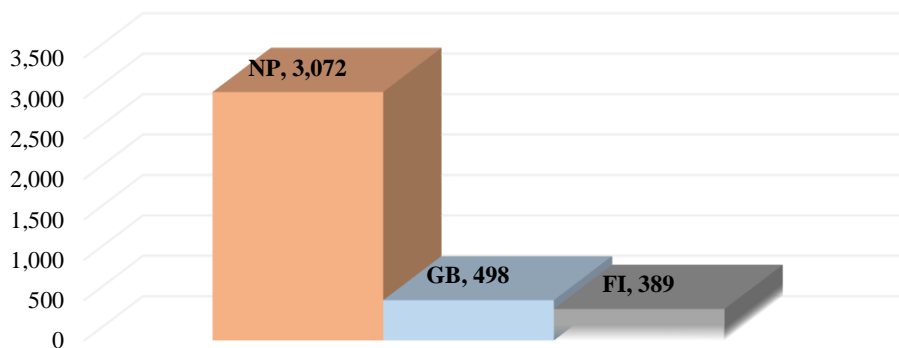
### Convictions

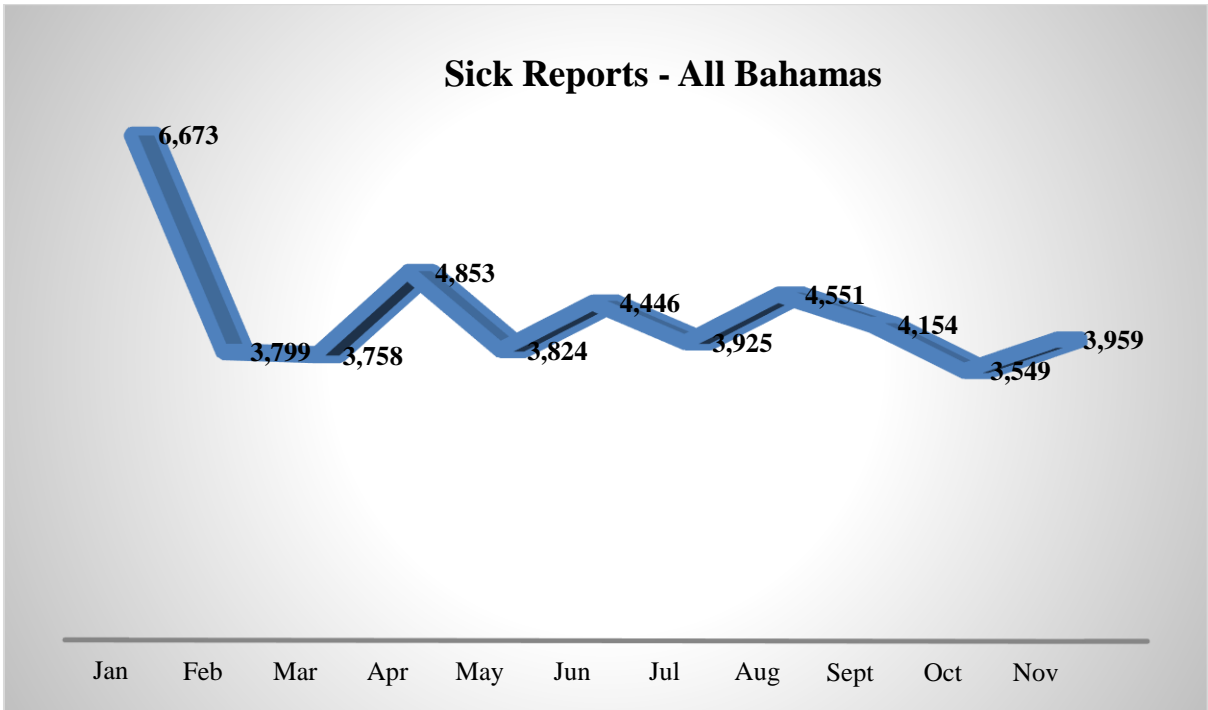


### Productivity Loss

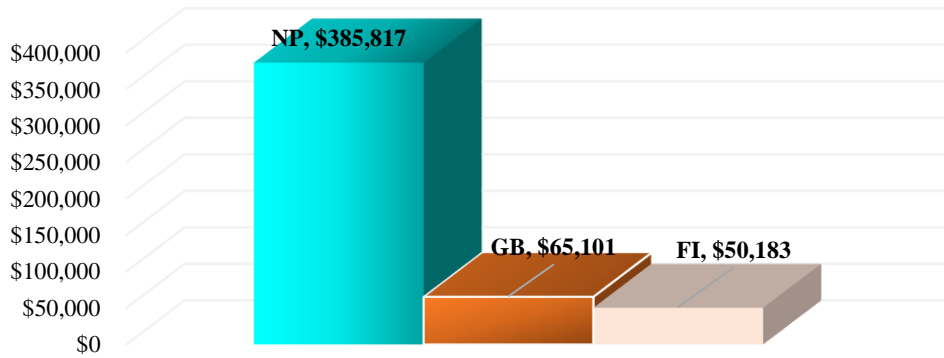
For the period in review, the Organization accounted for 3,959 sick days at an estimated loss of \$500K. Police Officers on industrial leave accounted for 579 or 15% of the overall sick days. The contracted ranks accounted for \$430K or 86% of all productivity losses due to sick reports. The New Providence District accounted for \$386K or 77% of the overall productivity losses with Grand Bahama District and the Family Islands District accounting for 13% and 10% respectively.

### Sick Days by District

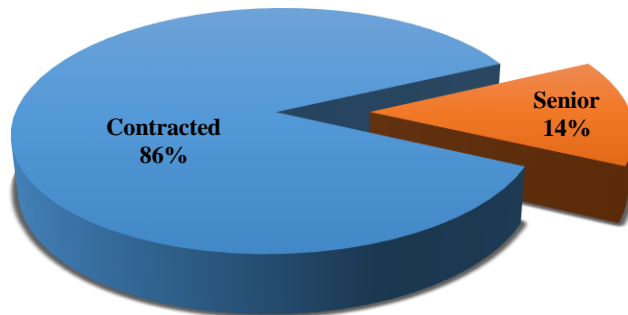




### Sick Reports - Productivity Loss by District

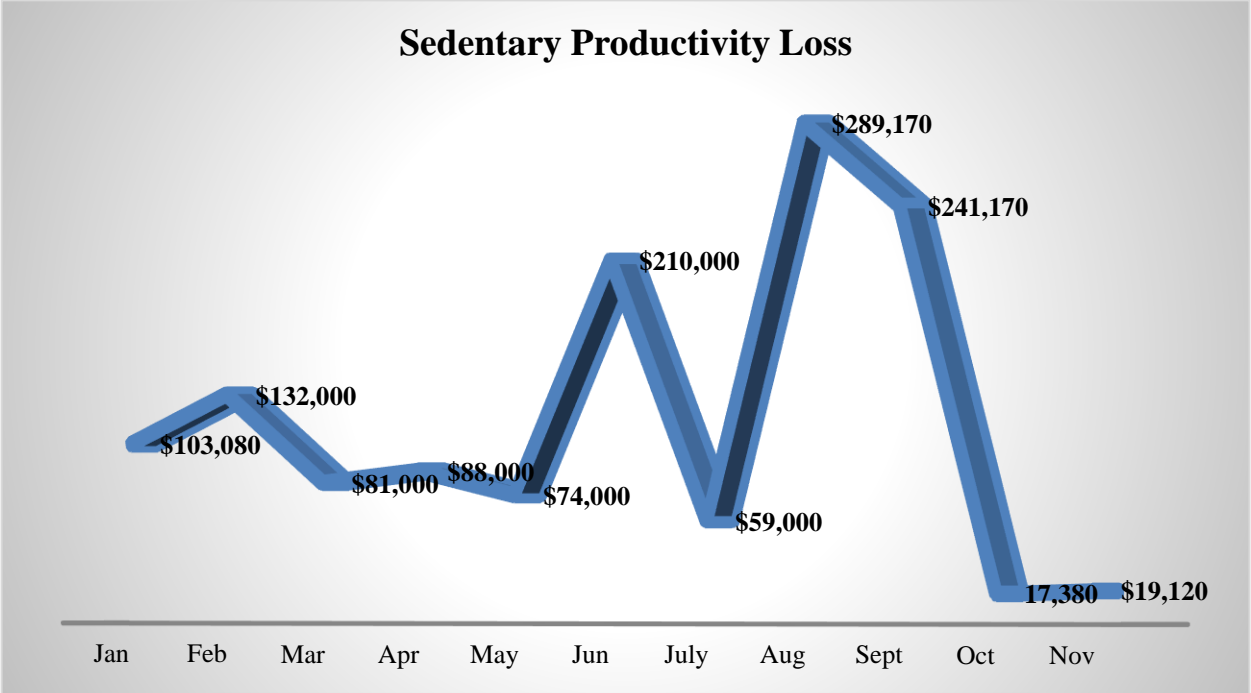
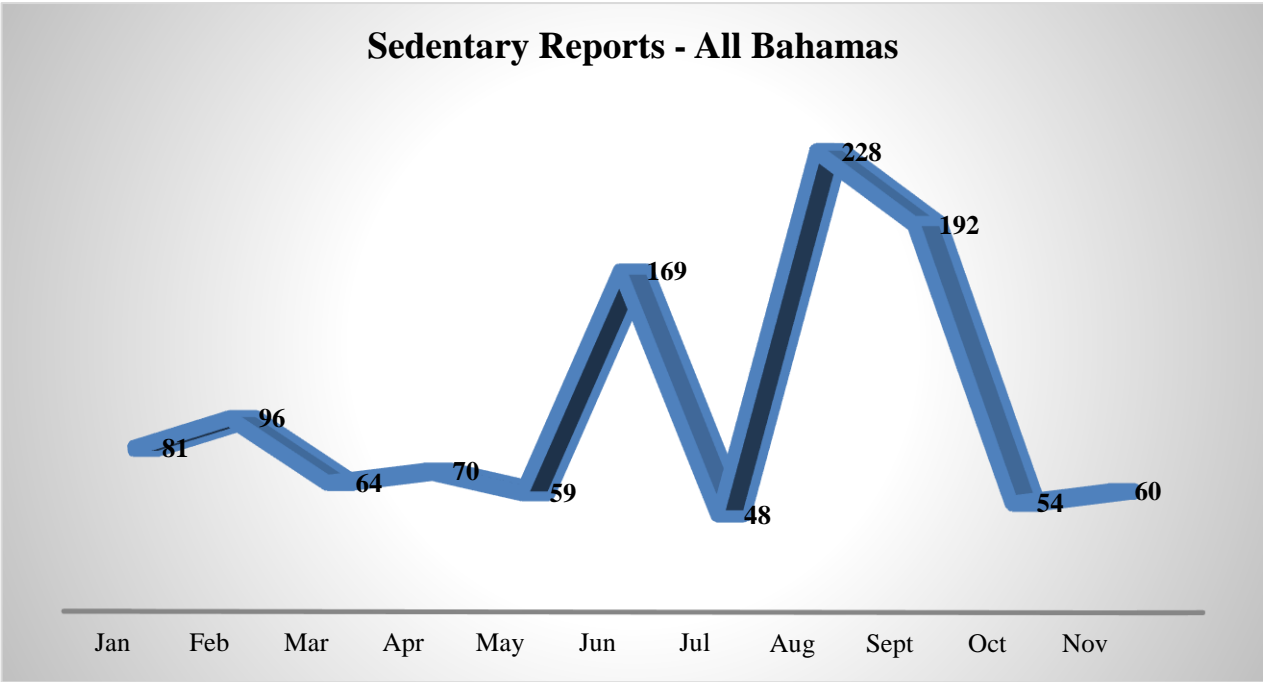


### Productivity Loss by Rank - All Bahamas



*N.B. These are preliminary figures and are subject to change. Research and Policy Branch, RBPF.*

For the period in review, 60 officers were on 4 hour sedentary duties accounting for an estimated loss of \$19k.



*N.B. These are preliminary figures and are subject to change. Research and Policy Branch, RBPF.*



