

Royal Bahamas Police Force

Creating Safer Communities



DECEMBER 2021

NATIONWIDE CRIME STATISTICS

TABLE OF CONTENTS

Nationwide Crime Analysis July 2021 vs 2020	3
Nationwide Crime Statistics July 2021 vs 2020	5
Murder	6
Sexual Offences	8
Armed Robbery	9
Housebreakings.....	12
Stealing from Vehicle	14
Stolen Vehicle.....	14
New Providence District Reported Crime Statistics.....	19
New Providence District Divisional Breakdown	20
Airport Division Breakdown 2021 vs 2020 (NP).....	21
Cable Beach Division Breakdown 2021 vs 2020 (NP).....	22
Central Division Breakdown 2021 vs 2020 (NP).....	23
Eastern Division Breakdown 2021 vs 2020 (NP).....	24
FoxHill Division Breakdown 2021 vs 2020 (NP).....	25
Northeastern Division Breakdown 2021 vs 2020 (NP).....	26
Northwestern Division Breakdown 2021 vs 2020 (NP).....	27
Paradise Island Division Breakdown 2021 vs 2020 (NP).....	28
South Central Division Breakdown 2021 vs 2020 (NP).....	29
Southeastern Division Breakdown 2021 vs 2020 (NP).....	30
Southern Division Breakdown 2021 vs 2020 (NP).....	31
Southwestern Division Breakdown 2021 vs 2020 (NP).....	32
Western Division Breakdown 2021 vs 2020 (NP).....	33
Grand Bahama & Northern Bahamas District Reported Crime Statistics.....	33
Grand Bahama & Northern Bahamas District Divisional Breakdown	34
Airport Division Breakdown 2021 vs 2020 (GB & Northern Bahamas).....	36
Central Division Breakdown 2021 vs 2020 (GB & Northern Bahamas).....	37
Eight Mile Rock Division Breakdown 2021 vs 2020 (GB & Northern Bahamas).....	38
Northeastern Division Breakdown 2021 vs 2020 (GB & Northern Bahamas).....	39
Southwestern Division Breakdown 2021 vs 2020 (GB & Northern Bahamas).....	40
West-End Division Breakdown 2021 vs 2020 (GB & Northern Bahamas).....	41
Abaco Division Breakdown 2021 vs 2020 (GB & Northern Bahamas).....	42
Bimini Division Breakdown 2021 vs 2020 (GB & Northern Bahamas).....	43

Family Islands District Reported Crime Statistics.....	43
Family Islands District Divisional Breakdown.....	44
Acklins Division Breakdown 2021 vs 2020 (FI).....	46
Andros Division Breakdown 2021 vs 2020 (FI)	47
Berry Island Division Breakdown 2021 vs 2020 (FI).....	48
Cat Island Division Breakdown 2021 vs 2020 (FI).....	49
Eleuthera Division Breakdown 2021 vs 2020 (FI).....	50
Exuma Division Breakdown 2021 vs 2020 (FI).....	51
Inagua Division Breakdown 2021 vs 2020 (FI).....	52
Long Island Division Breakdown 2021 vs 2020 (FI).....	53
Mayaguana Division Breakdown 2021 vs 2020 (FI).....	54
San Salvador Division Breakdown 2021 vs 2020 (FI).....	55
Detection Rates - All Bahamas.....	55
Detection Rates - All Bahamas.....	56
Cybercrime	57
Crime Scene Investigation.....	57
Illegal Firearm Discovery and Seizure Demographics	57
Dangerous Drugs Discovery, Seizures and Arrests	60
Missing Persons.....	60
Emergency Powers Order (Breach).....	61
Other Police Activities.....	613
Complaints Against Police Officers	64
Fire Calls – All Bahamas.....	65
Miscellaneous Incidents.....	66
Domestic Related Cases	67
Gender Based Violence Matters	69
Police-Involved Shootings.....	70
Suicide Related Incidents	71
Drowning Incidents	72
Sudden Death - Natural Causes	73
Financial Crimes.....	74
Immigration Violations.....	76
Human Smuggling.....	77
Traffic Incidents.....	78
Persons Arrested	79

Persons Charged	80
Court Case Disposition	82
Productivity Loss	83

Nationwide Crime Analysis

December 2021 vs 2020

Preliminary figures for December 2001 indicate that major crimes decreased by 8% with 384 cases, compared to 417 over the same period in 2020. There were regional decreases at rates of 7% and 39% in New Providence and on the Family Islands respectively, when compared to the same period in 2020. There was a 4% regional increase in the Grand Bahama District, when compared to the same period in 2020.

Crimes against the person decreased by 29%, with 79 incidents, compared to 112 over the same period in 2020. There were regional decreases at rates of 31% in New Providence and 14% in Grand Bahama. However, the Family Islands crime remain unchanged for December 2021 and 2020. Crimes against the property remain unchanged for the same period in 2021 and 2020. There was a regional decrease of 41% on the Family Islands. However, there were regional increases of 4% in New Providence and 6% in Grand Bahama.

Homicides increased by 20% with 12 incidents, compared to 10 over the same period in 2020. There were 11 murders in New Providence, and 1 in Grand Bahamas with an overall solvency rate of 50%. Victims between the ages of 18 and 35 represented 64% of all homicides. Undetermined was the most common motive for murder representing 92%. Based on preliminary figures, homicides were more likely to occur on a Thursday than any other day of the week. Homicides were more prevalent in the **South Central Division**, accounting for 25% of the overall total. Fatal gunshot wounds remain the leading cause of death for homicides, accounting for 11 incidents.

Armed Robberies decreased by 34% with 40 incidents, compared to 61 over the same period in 2020. Armed robberies occurred mostly between the hours of 7pm and 9pm. Based on preliminary figures, armed robberies were more likely to occur on a Thursday than any other day of the week. Armed robberies were more prevalent in the **Northeastern Division** for the month of December accounting for 23% of incidents. Most armed robberies occurred at business establishments, at the street level and at residences respectively. Firearms continue to be the weapon of choice for the commission of armed robberies.

Robberies decreased by 62%, with 5 incidents compared to 13 over the same period in 2020. Robberies were more prevalent in the **Southern Division** accounting for 40% of the overall total. Based on preliminary figures, robberies were more likely to occur on a Saturday than any other day of the week.

Stolen vehicles increased by 22% with 33 incidents, compared to 27 over the same period in 2020. **Nissans** and **Hondas** were the most targeted vehicles of choice, representing 42% and 30% respectively of all vehicles stolen. Most vehicles were stolen from the owner's residence. Stolen Vehicle were mostly reported in the **Central Division**, accounting for 15% of the overall total. Twenty-one percent of stolen vehicles were recovered for the month of December.

Stealing from vehicles increased by 24%, with 73 incidents, compared to 59 over the same period in 2020. The most frequent items stolen included electronics, cash and personal effects. Nissan Notes and Honda Fit were mostly targeted. Based on preliminary figures, stealing from vehicles were more likely to occur on Friday than any other day of the week. Stealing from Vehicle cases were mostly reported in the **Northwestern** and **Southeastern Divisions**, accounting for 25% of reported cases.

Housebreakings decreased by 56 %, with 34 incidents, compared to 77 over the same period in 2020. For the month of December, **New Providence District** accounted for 20 or 59% of housebreakings, most of which occurred in the **Southwestern division** accounting for 12% of cases. **Grand Bahama**, including **Abaco and Bimini**, accounted for 10 or 29% of housebreakings. The **Family Islands District** accounted for the remaining 4 or 12%, most of which occurred in Eleuthera. Based on preliminary figures, housebreakings were more likely to occur on Tuesday than any other day of the week.

Shopbreakings increased by 50%, with 63 incidents compared to 42 over the same period in 2020. **New Providence District** accounted for 43 or 68% of shopbreakings, most of which occurred in the **Central Division** with 9 incidents. **Grand Bahama** including **Abaco and Bimini**, accounted for 13 or 21% of shopbreakings, most of which occurred in the **Central and Southwestern Divisions**, accounting for 46% of cases. The **Family Islands District** accounted for the remaining 7 or 11%, which occurred in **Andros, Eleuthera** and **Exuma**. Based on preliminary figures, shopbreakings were more likely to occur on a Thursdays than any other day of the week.

For the period in review, a total of 16 **firearms** and 200 rounds of ammunition were discovered and seized throughout the Commonwealth of The Bahamas. As a result, 16 persons were charged with possession of illegal firearms. Additionally, **ShotSpotter** detected 76 gunshot incidents, consisting of 57 multiple shots, 13 single shot incidents and 6 probable shots, totaling 363 rounds discharged.

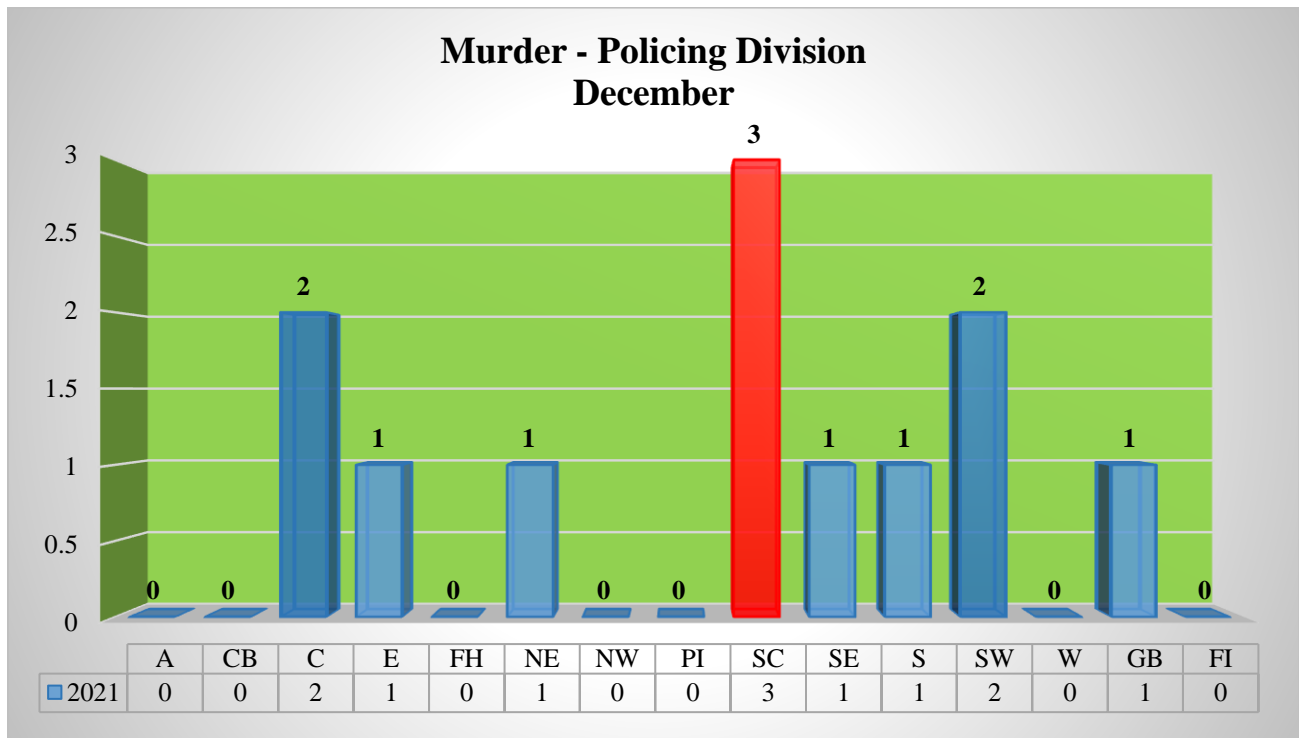
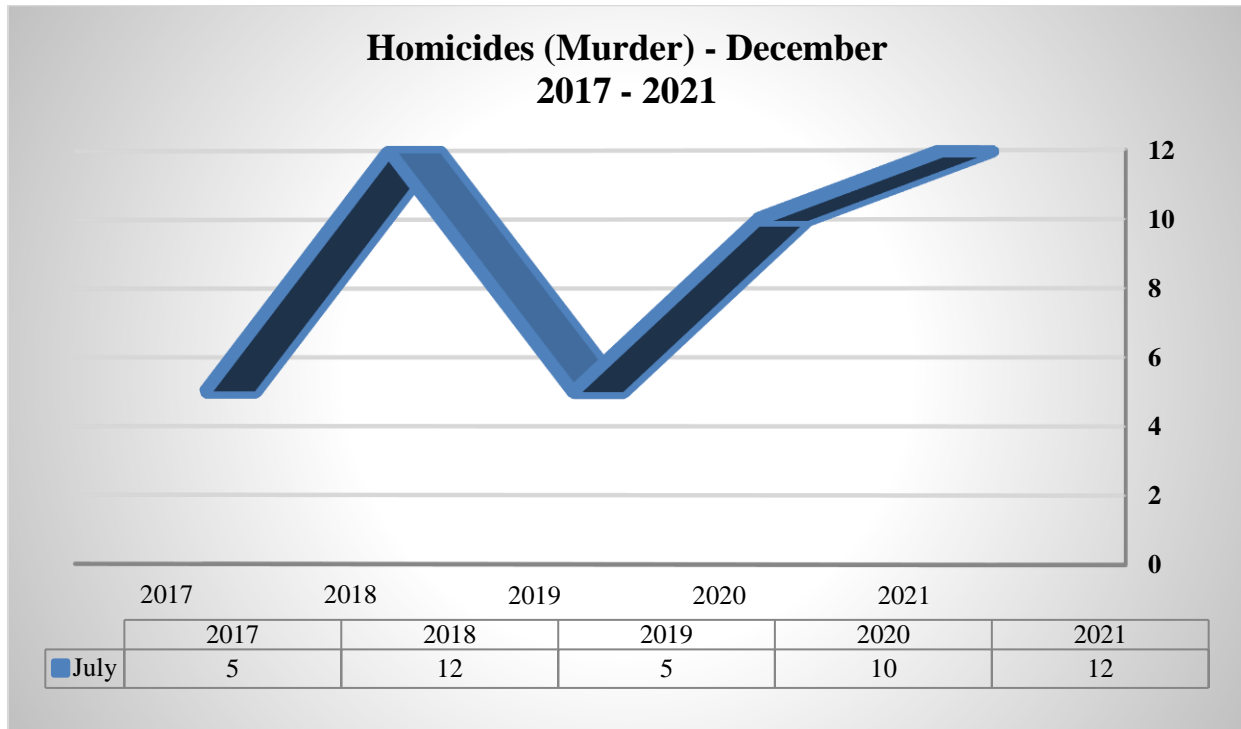
There were 7 breaches to the Emergency Powers Orders. Furthermore, officers of the Royal Bahamas Police Force conducted 1,623 field check patrols, 51 road checks and executed 1 search warrant throughout the Commonwealth of The Bahamas. As a result of these efforts, 958 persons were arrested for various major and minor offences. Of this number, 31% or 300 suspects were charged before the Court. There were 107 convictions in the Magistrates Court, 4 acquittals, 3 deaths, 67 matters were discharged and 13 matters were withdrawn by the virtual complainant.

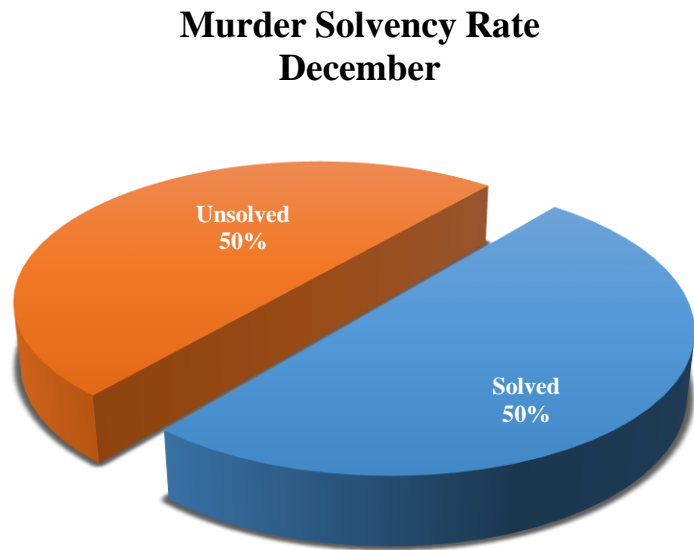
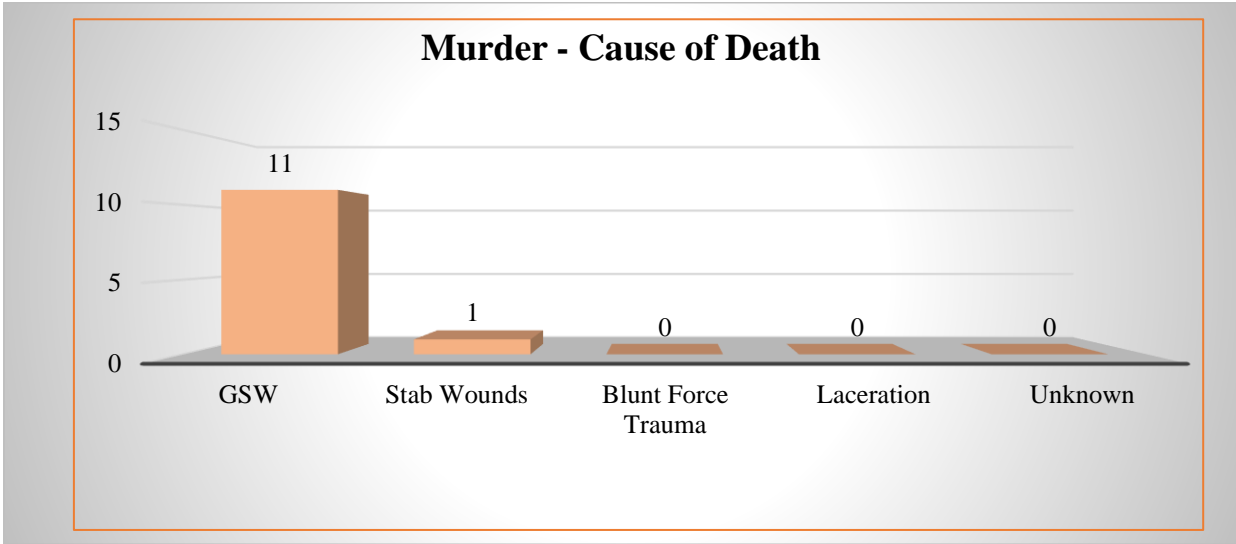
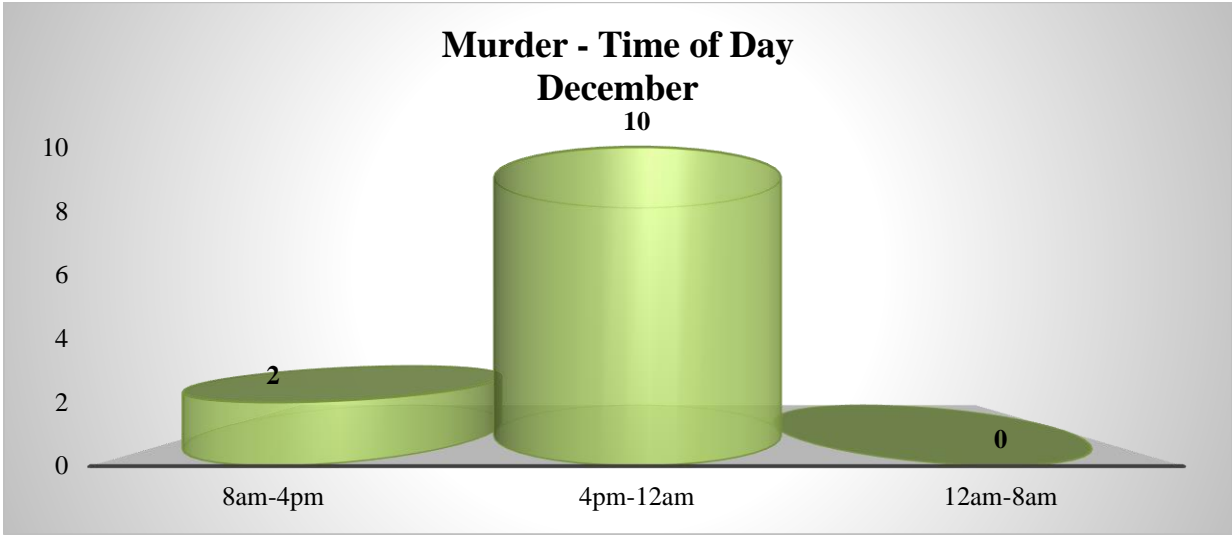
Nationwide Crime Statistics
All Bahamas
December
2021 vs 2020

Crimes Against the Person	2021	2020	% CHANGE
Murder	12	10	20
Attempted Murder	8	6	33
Manslaughter	0	1	n/a
Rape	2	1	100
Attempted Rape	2	0	n/a
Unlawful Sexual Intercourse	8	18	-56
Armed Robbery	40	61	-34
Robbery	5	13	-62
Attempted Robbery	2	2	0
Sub-Total	79	112	-29
Crimes Against the Property	2021	2020	% CHANGE
Burglary	8	4	100
Housebreaking	34	77	-56
Shopbreaking	63	42	50
Stealing	94	96	-2
Stealing from Vehicle	73	59	24
Stolen Vehicle	33	27	22
Sub-Total	305	305	0
Total	384	417	-8

Murder

In 2021, murders for December increased by 20% with 12 cases compared to 10 over the same period in 2020.

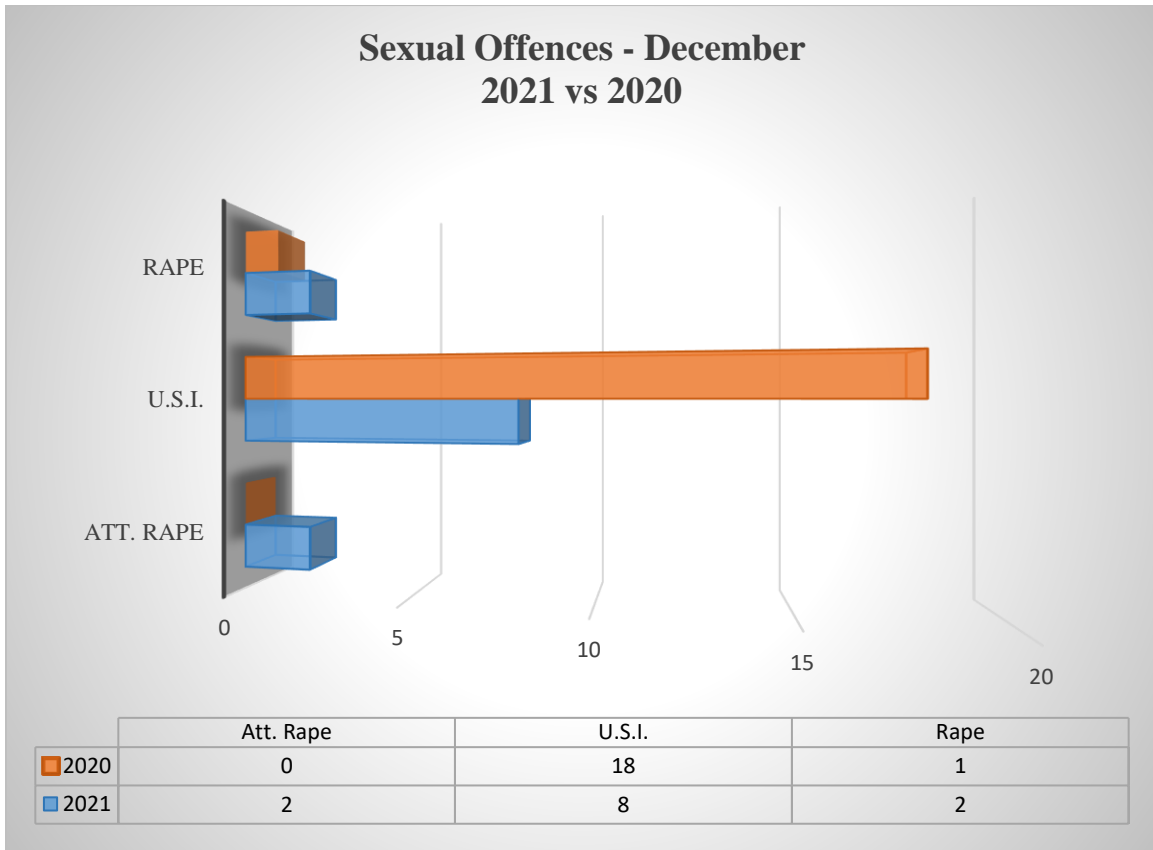




N.B. These are preliminary figures and are subject to change. Research and Policy Branch, RBPF.

Sexual Offences

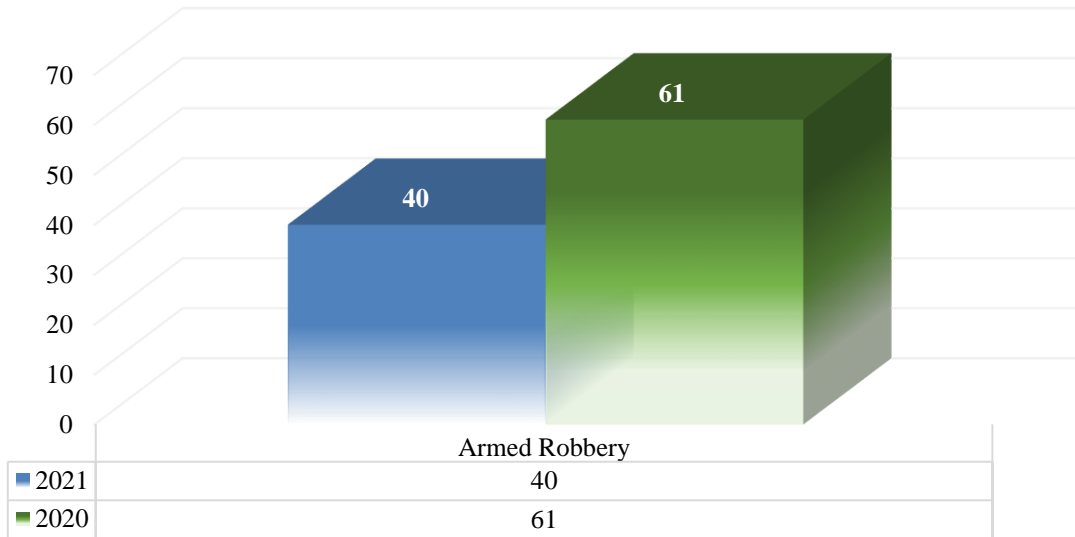
For the month of December, reports of sexual offences decreased by 37% with 12 incidents, compared to 19 over the same period in 2020. These offences include rape, unlawful sexual intercourse and attempted rape. (N.B. Unlawful sexual intercourse includes incest).



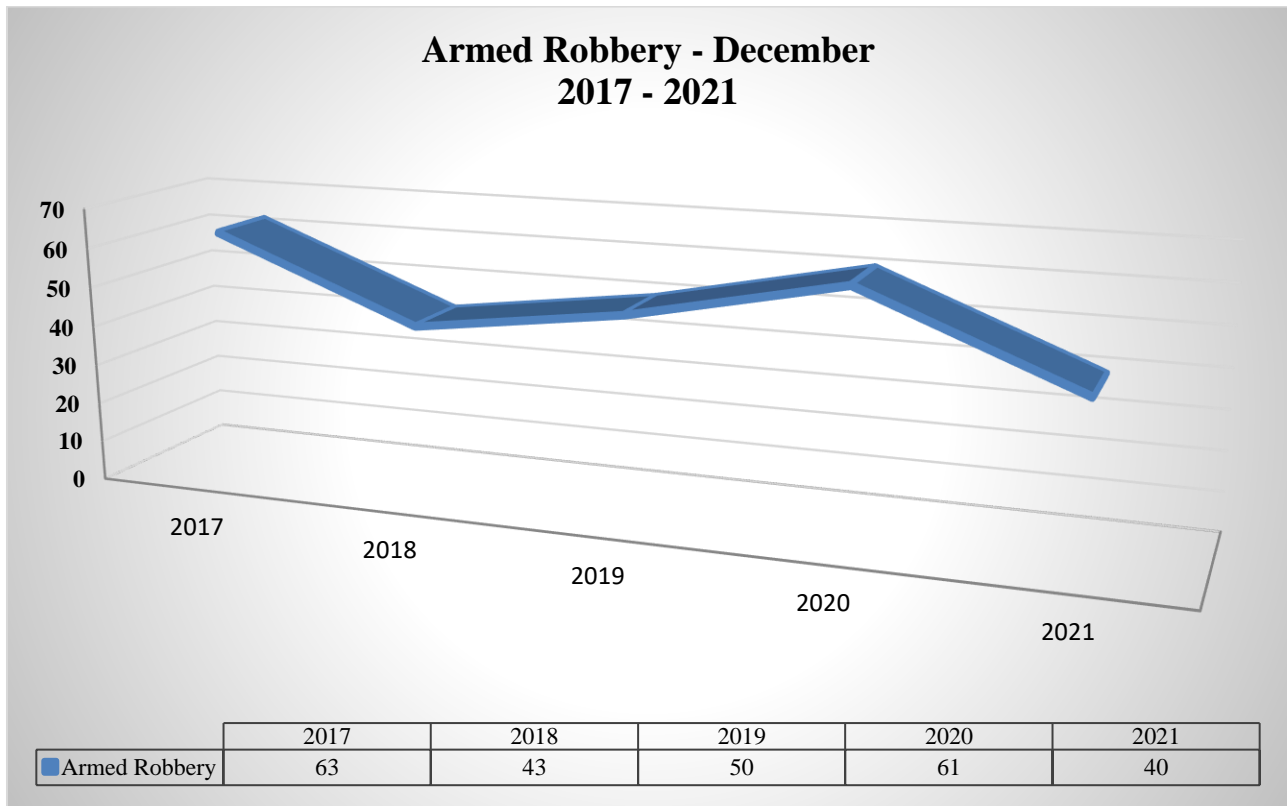
Armed Robbery

For the period in review, armed robberies decreased by 34% with 40 incidents, compared to 61 in 2020.

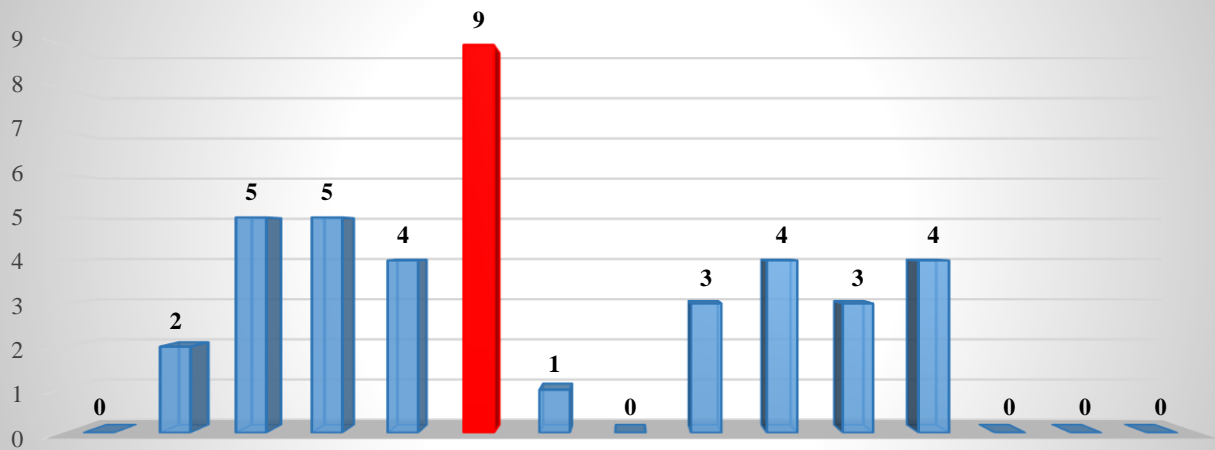
Armed Robbery - December December 2021 vs 2020



Armed Robbery - December 2017 - 2021

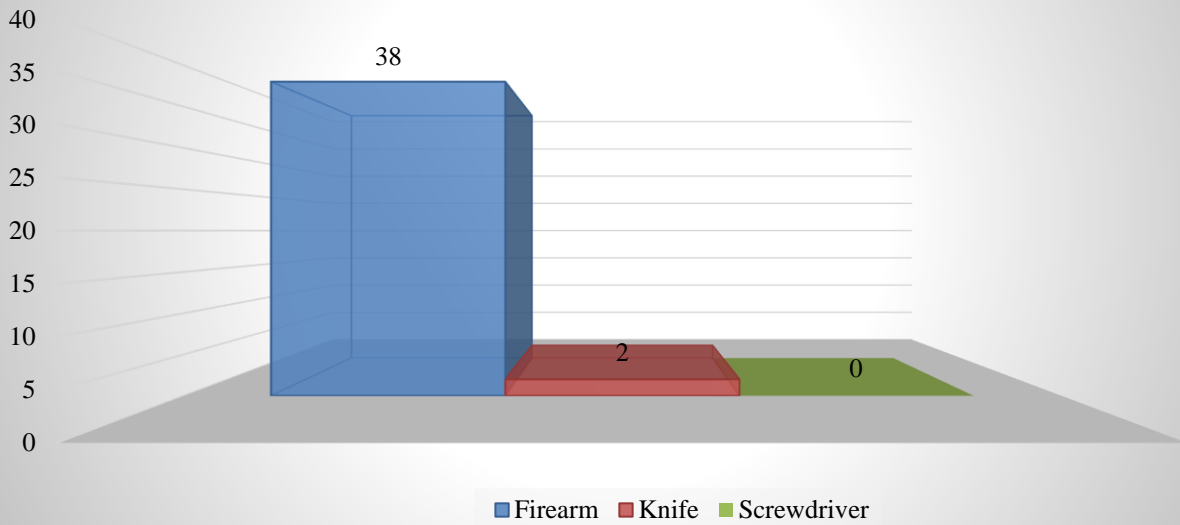


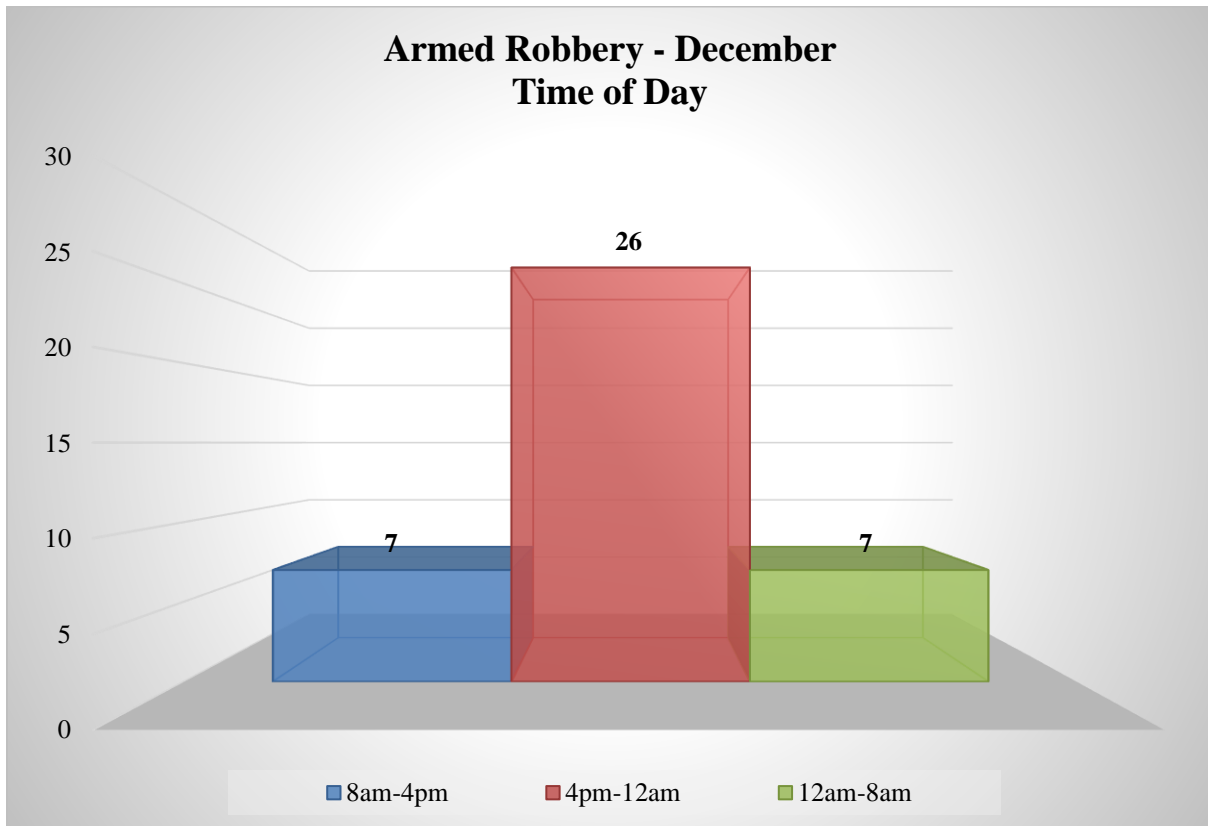
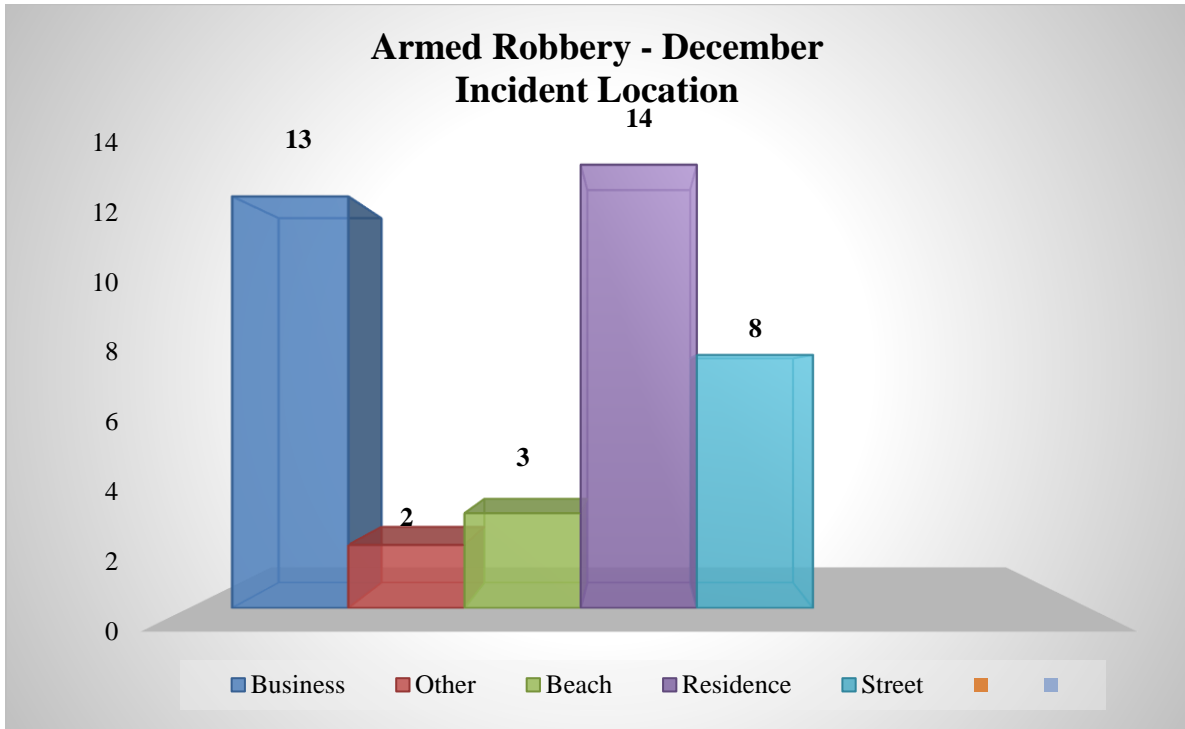
Armed Robbery - Police Division December 2021



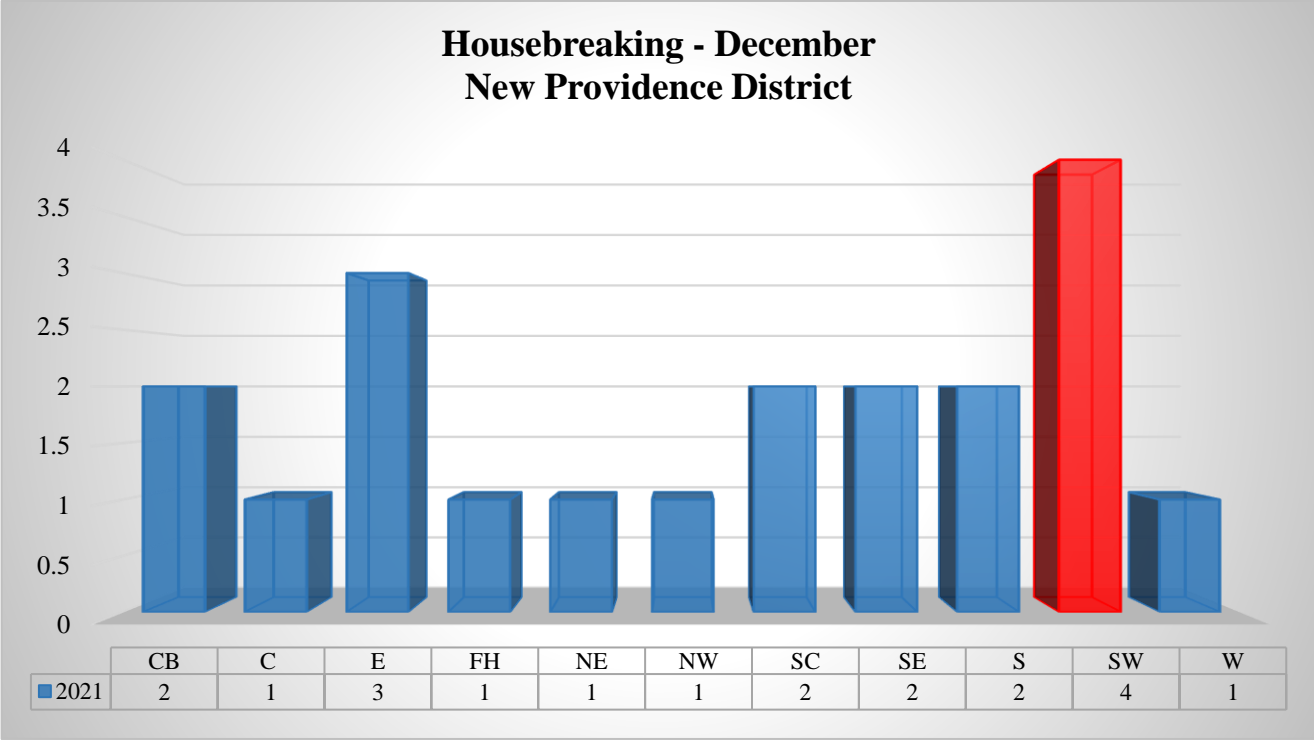
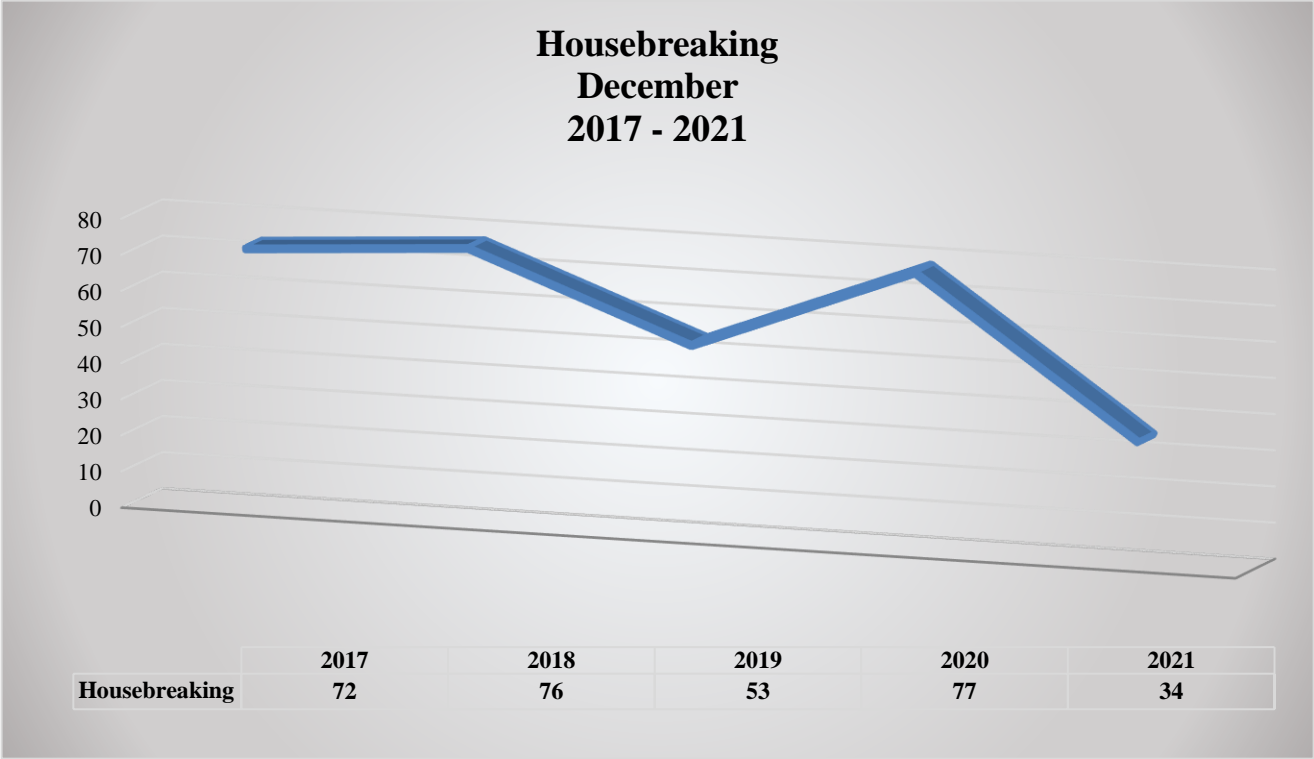
	A	CB	C	E	FH	NE	NW	PI	SC	SE	S	SW	W	GB	FI
2021	0	2	5	5	4	9	1	0	3	4	3	4	0	0	0

Armed Robbery - Weapon Used December 2021



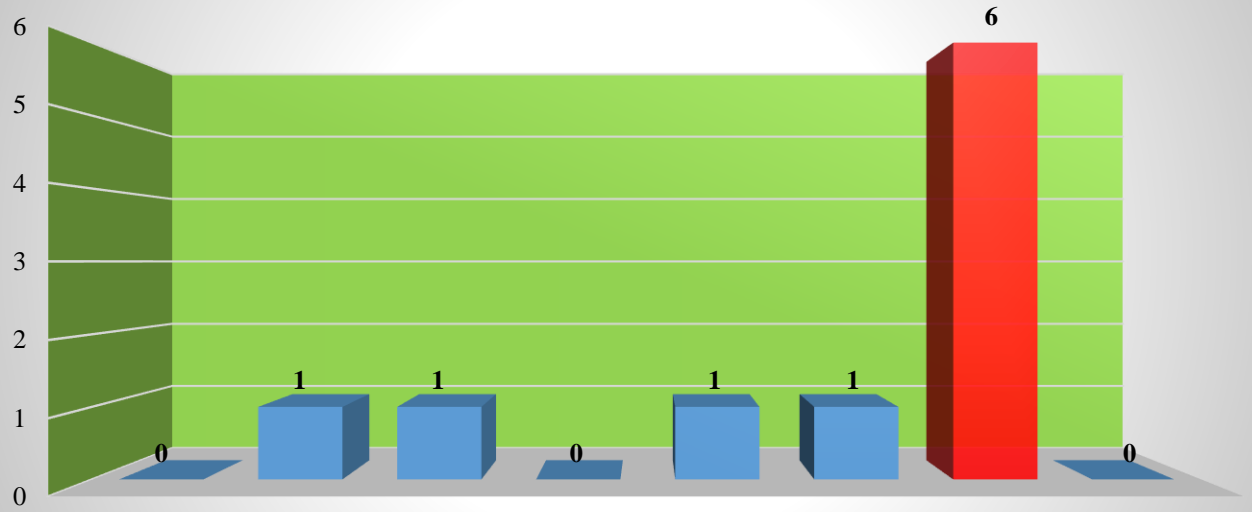


For the month of December, housebreakings decreased by 56% with 34 incidents, compared to 77 over the same period in 2020. Based on preliminary figures, housebreakings were more likely to occur on a Tuesday than any other day of the week.



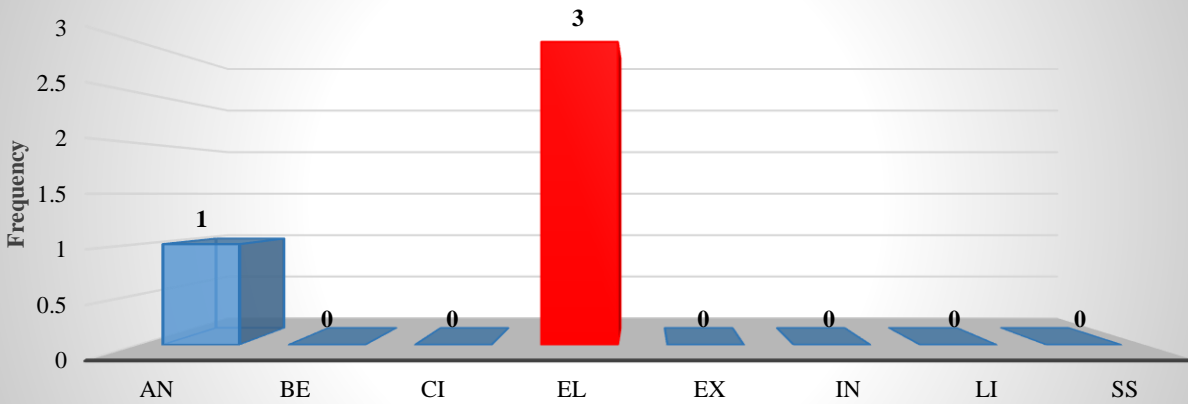
N.B. These are preliminary figures and are subject to change. Research and Policy Branch, RBPF.

Housebreaking - December Grand Bahama District



	A	C	EMR	NE	SW	WE	AB	BI
2021	0	1	1	0	1	1	6	0

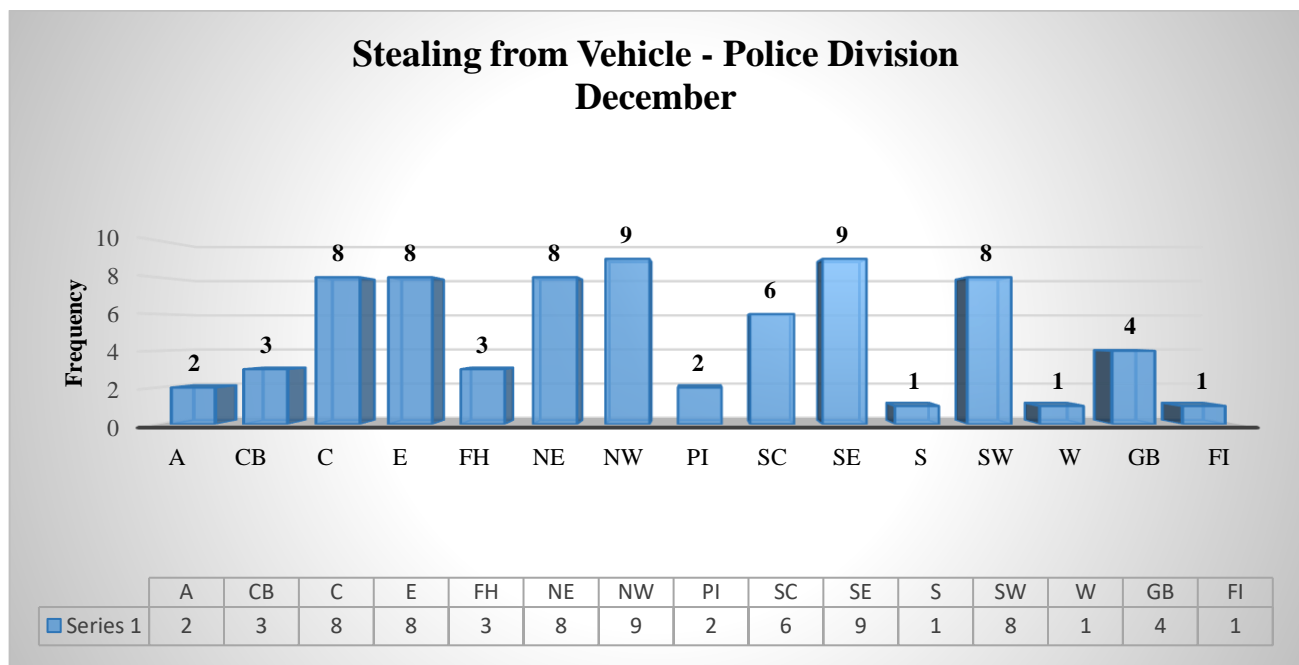
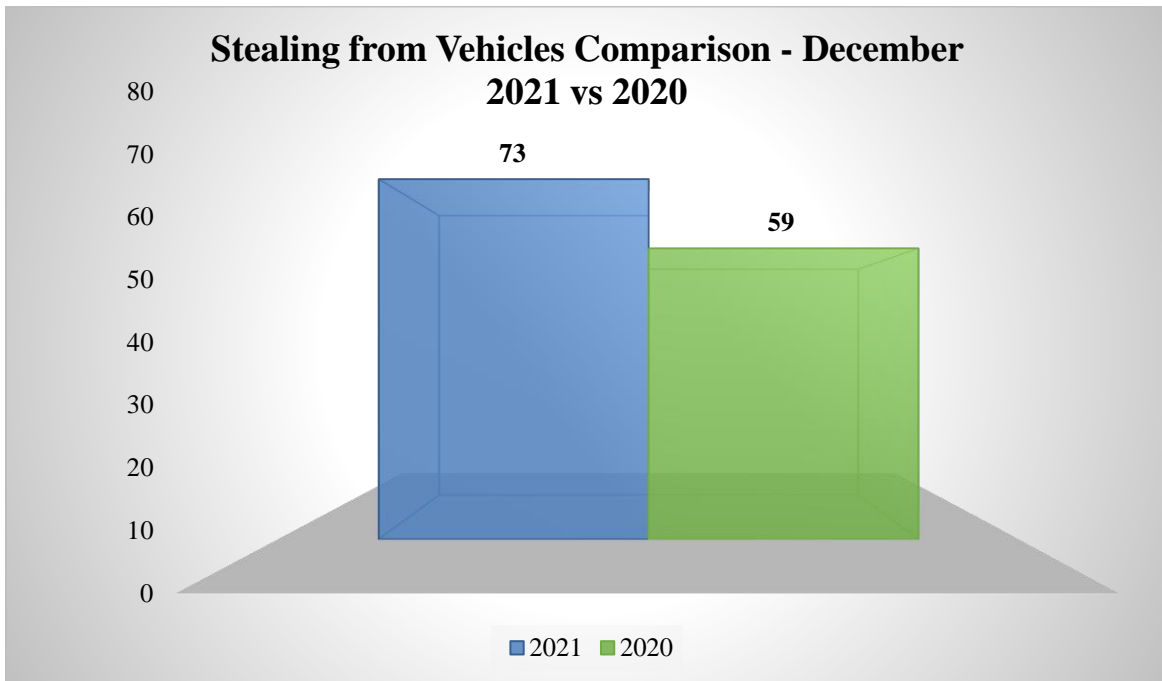
Housebreaking - December 2021 Family Islands District



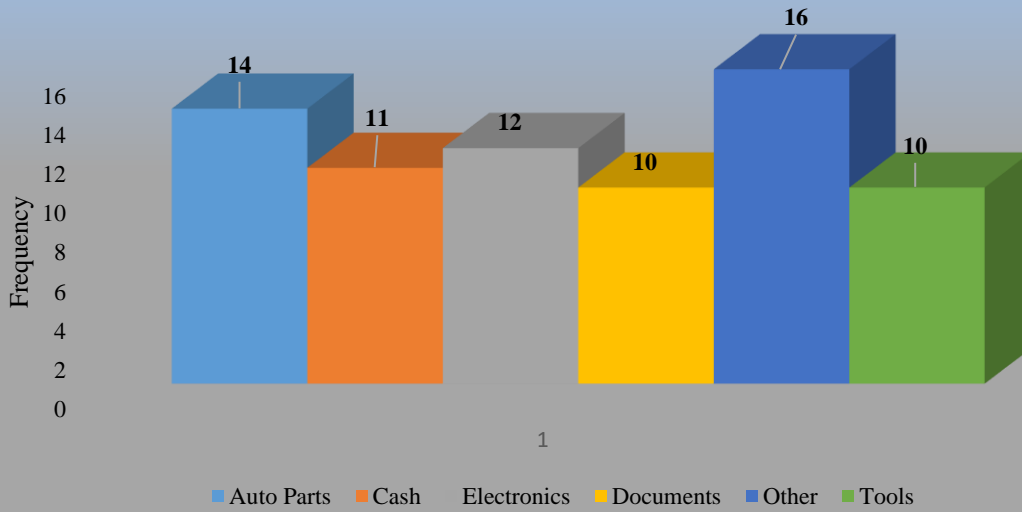
	AN	BE	CI	EL	EX	IN	LI	SS
2021	1	0	0	3	0	0	0	0

Stealing from Vehicle

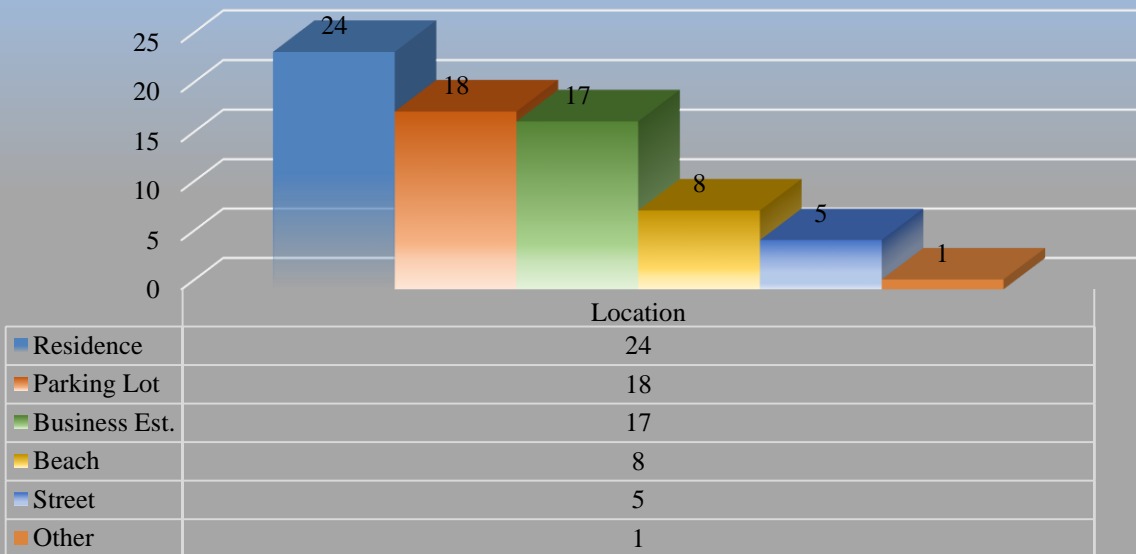
For the month of December, stealing from a vehicle increased by 24% with 73 incidents, compared to 59 over the same period in 2020. Items of choice stolen from vehicles mostly consisted of electronics, auto parts, cash and personal effects. Residences were the most targeted areas for this crime representing 33% of stealing incidents. Stealing from vehicles mostly occurred with the Northwestern and Southeastern Divisions.



Stealing from Vehicle - Items Stolen December

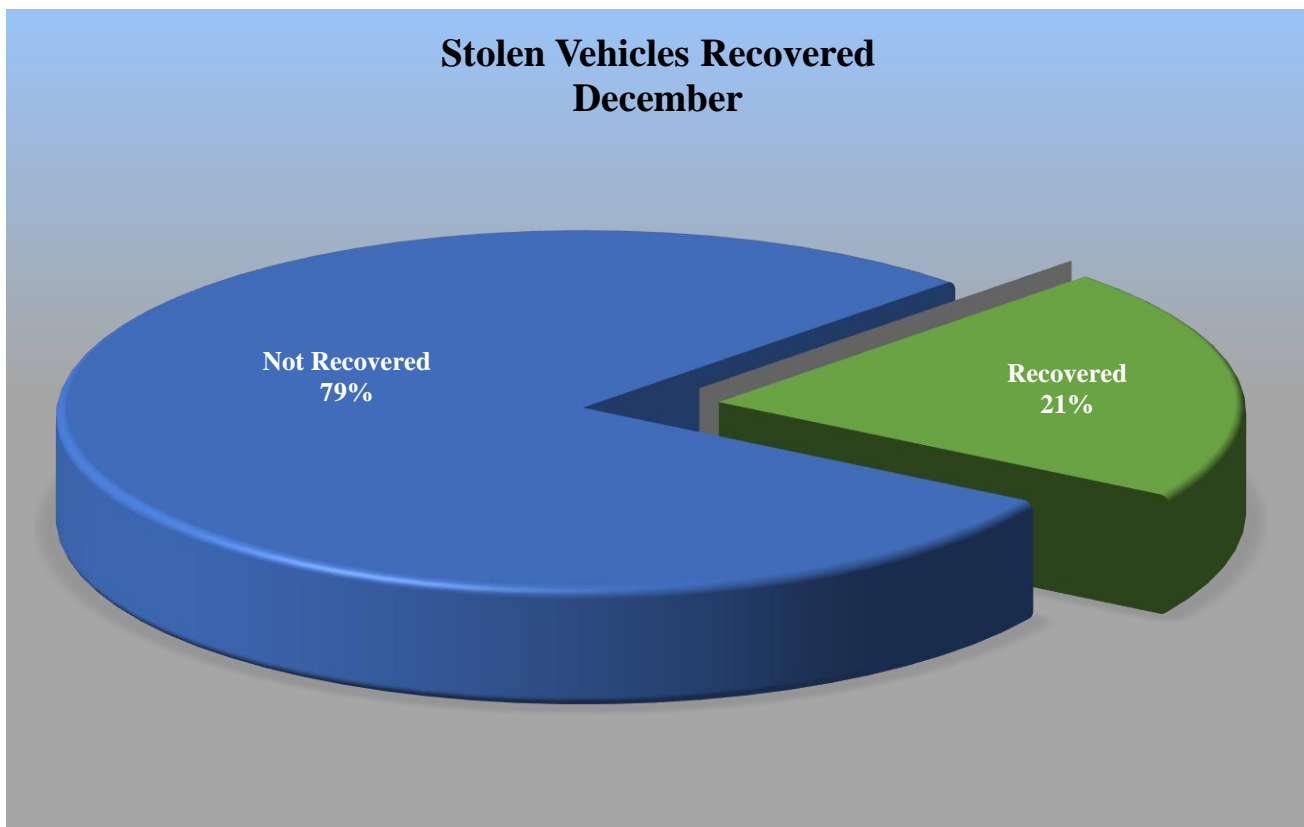


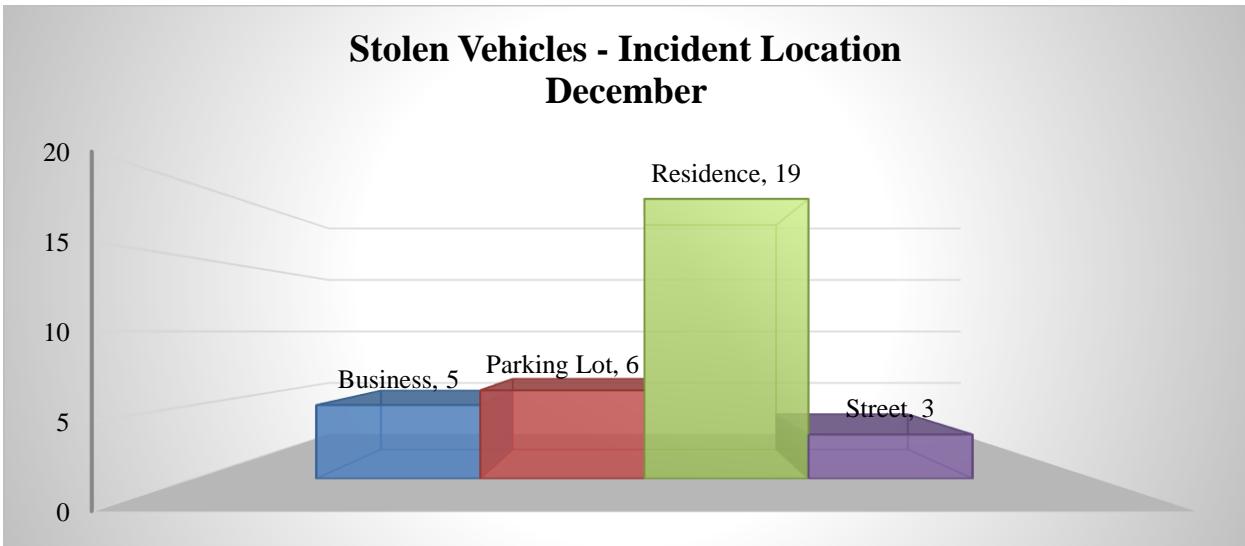
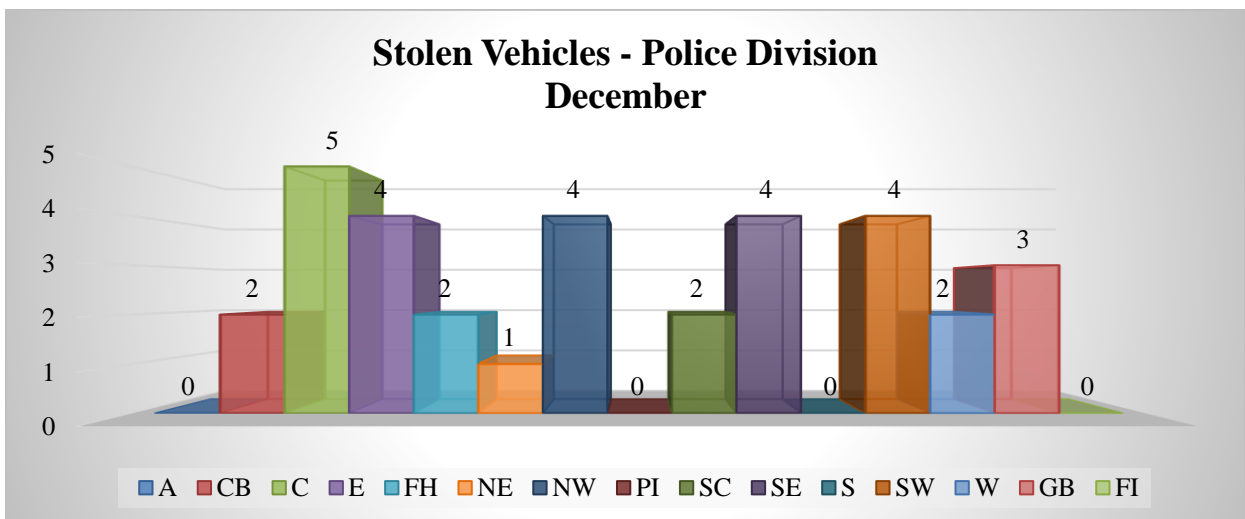
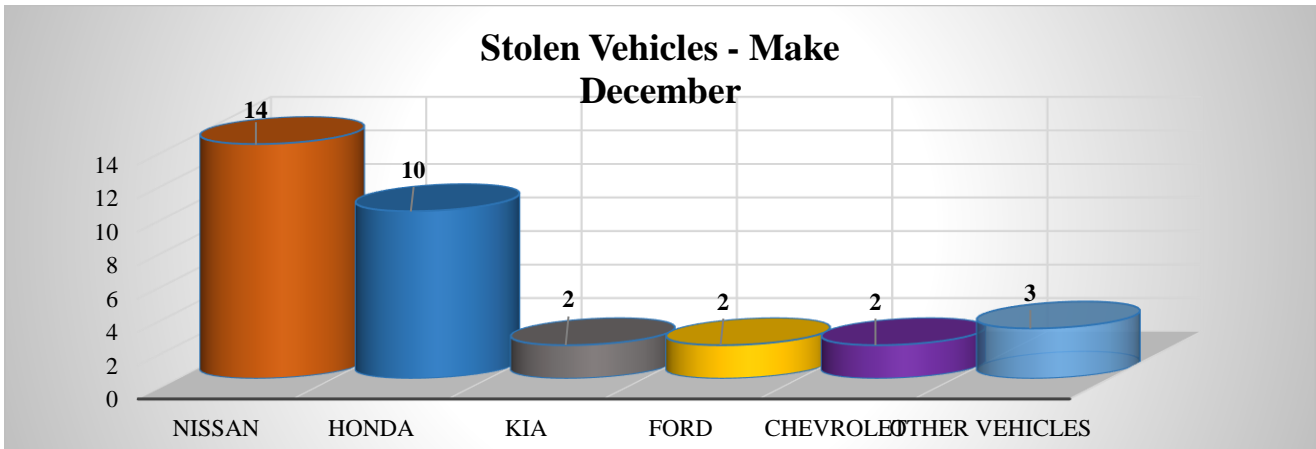
Stealing from Vehicle - Location Type December



Stolen Vehicle

In December, stolen vehicles increased by 22% with 33 incidents, compared to 27 over the same period in 2020. Seven or 21% of vehicles stolen for the month were recovered.





**National Reported Crimes
New Providence District
December
2021 vs 2020**

Crimes Against the Person	2021	2020	% CHANGE
Murder	10	10	0
Attempted Murder	3	6	-50
Manslaughter	0	0	0
Rape	2	0	n/a
Attempted Rape	2	0	n/a
Unlawful Sexual Intercourse	7	16	-56
Armed Robbery	40	58	-31
Robbery	5	12	-58
Attempted Robbery	2	2	0
Sub-Total	71	104	-32
Crimes Against the Property	2021	2020	% CHANGE
Burglary	7	3	133
Housebreaking	20	48	-58
Shopbreaking	43	26	65
Stealing	65	68	-4
Stealing from Vehicle	68	55	24
Stolen Vehicle	30	23	30
Sub-Total	233	223	4
Total	304	327	-7

**National Reported Crimes
New Providence District Breakdown
December
2021**

Crimes Against the Person	A	CB	C	E	FH	NE	NW	PI	SC	SE	S	SW	W	Total
Murder	0	0	2	1	0	1	0	0	3	1	1	1	0	10
Attempted Murder	0	0	0	0	0	0	0	0	0	0	2	1	0	3
Manslaughter	0	0	0	0	0	0	0	0	0	0	0	0	0	0
Rape	0	0	0	0	0	1	0	0	0	0	0	1	0	2
Attempted Rape	0	0	0	0	0	0	0	0	2	0	0	0	0	2
Unlawful Sex	0	0	1	0	0	0	1	0	1	1	1	2	0	7
Armed Robbery	0	2	5	5	4	9	1	0	3	4	3	4	0	40
Robbery	0	0	0	0	0	0	0	0	1	1	2	1	0	5
Attempted Robbery	0	0	0	0	0	0	0	0	0	1	0	0	1	2
Sub Total	0	2	8	6	4	11	2	0	10	8	9	10	1	71
Crimes Against the Property	A	CB	C	E	FH	NE	NW	PI	SC	SE	S	SW	W	Total
Burglary	0	0	0	1	0	0	0	0	2	2	0	0	2	7
Housebreaking	0	2	1	3	1	1	1	0	2	2	2	4	1	20
Shopbreaking	0	0	9	1	1	8	3	0	7	3	3	7	1	43
Stealing	0	4	8	2	4	5	5	1	3	9	4	15	5	65
Stealing from Vehicle	2	3	8	8	3	8	9	2	6	9	1	8	1	68
Stolen Vehicle	0	2	5	4	2	1	4	0	2	4	0	4	2	30
Sub Total	2	11	31	19	11	23	22	3	22	29	10	38	12	233
TOTAL	2	13	39	25	15	34	24	3	32	37	19	48	13	304

**National Reported Crimes
New Providence District
Airport Division
December
2021 vs 2020**

Crimes Against the Person	2021	2020	% CHANGE
Murder	0	0	0
Attempted Murder	0	0	0
Manslaughter	0	0	0
Rape	0	0	0
Attempted Rape	0	0	0
Unlawful Sexual Intercourse	0	0	0
Armed Robbery	0	0	0
Robbery	0	0	0
Attempted Robbery	0	0	0
Sub-Total	0	0	0
Crimes Against the Property	2021	2020	% CHANGE
Burglary	0	0	0
Housebreaking	0	0	0
Shopbreaking	0	0	0
Stealing	0	0	0
Stealing from Vehicle	2	0	n/a
Stolen Vehicle	0	0	0
Sub-Total	2	0	n/a
Total	2	0	n/a

**National Reported Crimes
New Providence District
Cable Beach Division
December
2021 vs 2020**

Crimes Against the Person	2021	2020	% CHANGE
Murder	0	0	0
Attempted Murder	0	0	0
Manslaughter	0	0	0
Rape	0	0	0
Attempted Rape	0	0	0
Unlawful Sexual Intercourse	0	0	0
Armed Robbery	2	0	n/a
Robbery	0	1	n/a
Attempted Robbery	0	0	0
Sub-Total	2	1	100
Crimes Against the Property	2021	2020	% CHANGE
Burglary	0	0	0
Housebreaking	2	8	-75
Shopbreaking	0	0	0
Stealing	4	2	100
Stealing from Vehicle	3	9	-67
Stolen Vehicle	2	2	0
Sub-Total	11	21	-48
Total	13	22	-41

**National Reported Crimes
New Providence District
Central Division
December
2021 vs 2020**

Crimes Against the Person	2021	2020	% CHANGE
Murder	2	0	n/a
Attempted Murder	0	0	0
Manslaughter	0	0	0
Rape	0	0	0
Attempted Rape	0	0	0
Unlawful Sexual Intercourse	1	0	n/a
Armed Robbery	5	2	150
Robbery	0	0	0
Attempted Robbery	0	0	0
Sub-Total	8	2	300
Crimes Against the Property	2021	2020	% CHANGE
Burglary	0	0	0
Housebreaking	1	1	0
Shopbreaking	9	6	50
Stealing	8	2	300
Stealing from Vehicle	8	5	60
Stolen Vehicle	5	0	n/a
Sub-Total	31	14	121
Total	39	16	144

**National Reported Crimes
New Providence District
Eastern Division
December
2021 vs 2020**

Crimes Against the Person	2021	2020	% CHANGE
Murder	1	0	n/a
Attempted Murder	0	0	0
Manslaughter	0	0	0
Rape	0	0	0
Attempted Rape	0	0	0
Unlawful Sexual Intercourse	0	0	0
Armed Robbery	5	1	400
Robbery	0	1	n/a
Attempted Robbery	0	1	n/a
Sub-Total	6	3	100
Crimes Against the Property	2021	2020	% CHANGE
Burglary	1	1	0
Housebreaking	3	8	-63
Shopbreaking	1	3	-67
Stealing	2	8	-75
Stealing from Vehicle	8	4	100
Stolen Vehicle	4	0	n/a
Sub-Total	19	24	-21
Total	25	27	-7

**National Reported Crimes
New Providence District
Fox Hill Division
December
2021 vs 2020**

Crimes Against the Person	2021	2020	% CHANGE
Murder	0	0	0
Attempted Murder	0	1	n/a
Manslaughter	0	0	0
Rape	0	0	0
Attempted Rape	0	0	0
Unlawful Sexual Intercourse	0	0	0
Armed Robbery	4	3	33
Robbery	0	0	0
Attempted Robbery	0	0	0
Sub-Total	4	4	0
Crimes Against the Property	2021	2020	% CHANGE
Burglary	0	0	0
Housebreaking	1	0	n/a
Shopbreaking	1	0	n/a
Stealing	4	5	-20
Stealing from Vehicle	3	1	200
Stolen Vehicle	2	0	n/a
Sub-Total	11	6	83
Total	15	10	50

**National Reported Crimes
New Providence District
Northeastern Division
December
2021 vs 2020**

Crimes Against the Person	2021	2020	% CHANGE
Murder	1	1	0
Attempted Murder	0	0	0
Manslaughter	0	0	0
Rape	1	0	n/a
Attempted Rape	0	0	0
Unlawful Sexual Intercourse	0	3	n/a
Armed Robbery	9	12	-25
Robbery	0	1	n/a
Attempted Robbery	0	1	n/a
Sub-Total	11	18	-39
Crimes Against the Property	2021	2020	% CHANGE
Burglary	0	1	-100
Housebreaking	1	4	-75
Shopbreaking	8	5	60
Stealing	5	7	-29
Stealing from Vehicle	8	8	0
Stolen Vehicle	1	3	-67
Sub-Total	23	28	-18
Total	34	46	-26

**National Reported Crimes
New Providence District
Northwestern Division
December
2021 vs 2020**

Crimes Against the Person	2021	2020	% CHANGE
Murder	0	0	0
Attempted Murder	0	0	0
Manslaughter	0	0	0
Rape	0	0	0
Attempted Rape	0	0	0
Unlawful Sexual Intercourse	1	3	-67
Armed Robbery	1	2	-50
Robbery	0	2	n/a
Attempted Robbery	0	0	0
Sub-Total	2	7	-71
Crimes Against the Property	2021	2020	% CHANGE
Burglary	0	1	n/a
Housebreaking	1	1	0
Shopbreaking	3	3	0
Stealing	5	3	67
Stealing from Vehicle	9	2	350
Stolen Vehicle	4	1	300
Sub-Total	22	11	100
Total	24	18	33

**National Reported Crimes
New Providence District
Paradise Island Division
December
2021 vs 2020**

Crimes Against the Person	2021	2020	% CHANGE
Murder	0	0	0
Attempted Murder	0	0	0
Manslaughter	0	0	0
Rape	0	0	0
Attempted Rape	0	0	0
Unlawful Sexual Intercourse	0	2	n/a
Armed Robbery	0	0	0
Robbery	0	0	0
Attempted Robbery	0	0	0
Sub-Total	0	2	n/a
Crimes Against the Property	2021	2020	% CHANGE
Burglary	0	0	0
Housebreaking	0	0	0
Shopbreaking	0	0	0
Stealing	1	1	0
Stealing from Vehicle	2	1	100
Stolen Vehicle	0	1	n/a
Sub-Total	3	3	0
Total	3	5	-40

**National Reported Crimes
New Providence District
South Central Division
December
2021 vs 2020**

Crimes Against the Person	2021	2020	% CHANGE
Murder	3	0	n/a
Attempted Murder	0	1	n/a
Manslaughter	0	0	0
Rape	0	0	0
Attempted Rape	2	0	n/a
Unlawful Sexual Intercourse	1	0	n/a
Armed Robbery	3	7	-57
Robbery	1	3	-67
Attempted Robbery	0	0	0
Sub-Total	10	11	-9
Crimes Against the Property	2021	2020	% CHANGE
Burglary	2	0	n/a
Housebreaking	2	5	-60
Shopbreaking	7	3	133
Stealing	3	8	-63
Stealing from Vehicle	6	1	500
Stolen Vehicle	2	3	-33
Sub-Total	22	20	10
Total	32	31	3

**National Reported Crimes
New Providence District
Southeastern Division
December
2021 vs 2020**

Crimes Against the Person	2021	2020	% CHANGE
Murder	1	2	-50
Attempted Murder	0	1	n/a
Manslaughter	0	0	0
Rape	0	0	0
Attempted Rape	0	0	0
Unlawful Sexual Intercourse	1	0	n/a
Armed Robbery	4	9	-56
Robbery	1	3	-67
Attempted Robbery	1	0	n/a
Sub-Total	8	15	-47
Crimes Against the Property	2021	2020	% CHANGE
Burglary	2	0	n/a
Housebreaking	2	6	-67
Shopbreaking	3	1	200
Stealing	9	5	80
Stealing from Vehicle	9	11	-18
Stolen Vehicle	4	2	100
Sub-Total	29	25	16
Total	37	40	-8

**National Reported Crimes
New Providence District
Southern Division
December
2021 vs 2020**

Crimes Against the Person	2021	2020	% CHANGE
Murder	1	5	-80
Attempted Murder	2	1	100
Manslaughter	0	0	0
Rape	0	0	0
Attempted Rape	0	0	0
Unlawful Sexual Intercourse	1	4	-75
Armed Robbery	3	14	-79
Robbery	2	0	n/a
Attempted Robbery	0	0	0
Sub-Total	9	24	-63
Crimes Against the Property	2021	2020	% CHANGE
Burglary	0	0	0
Housebreaking	2	3	-33
Shopbreaking	3	2	50
Stealing	4	6	-33
Stealing from Vehicle	1	4	-75
Stolen Vehicle	0	2	-100
Sub-Total	10	17	-41
Total	19	41	-54

**National Reported Crimes
New Providence District
Southwestern Division
December
2021 vs 2020**

Crimes Against the Person	2021	2020	% CHANGE
Murder	1	2	-50
Attempted Murder	1	1	0
Manslaughter	0	0	0
Rape	1	0	n/a
Attempted Rape	0	0	0
Unlawful Sexual Intercourse	2	2	0
Armed Robbery	4	8	-50
Robbery	1	1	0
Attempted Robbery	0	0	0
Sub-Total	10	14	-29
Crimes Against the Property	2021	2020	% CHANGE
Burglary	0	0	0
Housebreaking	4	7	-43
Shopbreaking	7	1	600
Stealing	15	14	7
Stealing from Vehicle	8	8	0
Stolen Vehicle	4	6	-33
Sub-Total	38	36	6
Total	48	50	-4

**National Reported Crimes
New Providence District
Western Division
December
2021 vs 2020**

Crimes Against the Person	2021	2020	% CHANGE
Murder	0	0	0
Attempted Murder	0	1	n/a
Manslaughter	0	0	0
Rape	0	0	0
Attempted Rape	0	0	0
Unlawful Sexual Intercourse	0	2	n/a
Armed Robbery	0	0	0
Robbery	0	0	0
Attempted Robbery	1	0	n/a
Sub-Total	1	3	-67
Crimes Against the Property	2021	2020	% CHANGE
Burglary	2	0	n/a
Housebreaking	1	5	-80
Shopbreaking	1	2	-50
Stealing	5	7	-29
Stealing from Vehicle	1	1	0
Stolen Vehicle	2	3	-33
Sub-Total	12	18	-33
Total	13	21	-38

National Reported Crimes
Grand Bahama & Northern Bahamas District (Abaco & Bimini)
December
2021 vs 2020

Crimes Against the Person	2021	2020	% CHANGE
Murder	2	0	n/a
Attempted Murder	5	0	n/a
Manslaughter	0	1	n/a
Rape	0	1	n/a
Attempted Rape	0	0	0
Unlawful Sexual Intercourse	0	1	n/a
Armed Robbery	0	3	n/a
Robbery	0	1	n/a
Attempted Robbery	0	0	0
Sub-Total	7	7	0
Crimes Against the Property	2021	2020	% CHANGE
Burglary	0	1	n/a
Housebreaking	10	19	-47
Shopbreaking	13	6	117
Stealing	23	17	35
Stealing from Vehicle	4	3	33
Stolen Vehicle	3	4	-25
Sub-Total	53	50	6
Total	60	57	5

**National Reported Crimes
Grand Bahama & Northern Bahamas District (Abaco & Bimini) Breakdown
December
2021**

Crimes Against the Person	A	C	EMR	NE	SW	WE	AB GBNB	BI GBNB	Total
Murder	0	0	0	0	1	0	0	0	1
Attempted Murder	0	2	1	0	0	1	1	0	5
Manslaughter	0	0	0	0	0	0	0	0	0
Rape	0	0	0	0	0	0	0	0	0
Attempted Rape	0	0	0	0	0	0	0	0	0
Unlawful Sex	0	0	0	0	0	0	0	0	0
Armed Robbery	0	0	0	0	0	0	0	0	0
Robbery	0	0	0	0	0	0	0	0	0
Attempted Robbery	0	0	0	0	0	0	0	0	0
Sub Total	0	2	1	0	1	1	1	0	6
Crimes Against the Property	A	C	EMR	NE	SW	WE	AB	BI	Total
Burglary	0	0	0	0	0	0	0	0	0
Housebreaking	0	1	1	0	1	1	6	0	10
Shopbreaking	0	3	2	2	3	0	2	1	13
Stealing	0	2	2	2	7	0	8	2	23
Stealing from Vehicle	0	0	0	0	2	0	2	0	4
Stolen Vehicle	0	2	0	0	0	0	1	0	3
Sub Total	0	8	5	4	13	1	19	3	53
TOTAL	0	10	6	4	14	2	20	3	59

**National Reported Crimes
Grand Bahama & Northern Bahamas District (Abaco & Bimini)
Airport Division
December
2021 vs 2020**

Crimes Against the Person	2021	2020	% CHANGE
Murder	0	0	0
Attempted Murder	0	0	0
Manslaughter	0	0	0
Rape	0	0	0
Attempted Rape	0	0	0
Unlawful Sexual Intercourse	0	0	0
Armed Robbery	0	0	0
Robbery	0	0	0
Attempted Robbery	0	0	0
Sub-Total	0	0	0
Crimes Against the Property	2021	2020	Total
Burglary	0	0	0
Housebreaking	0	0	0
Shopbreaking	0	1	n/a
Stealing	0	0	0
Stealing from Vehicle	0	0	0
Stolen Vehicle	0	0	0
Sub-Total	0	1	n/a
Total	0	1	n/a

**National Reported Crimes
Grand Bahama & Northern Bahamas District (Abaco & Bimini)
Central Division
December
2021 vs 2020**

Crimes Against the Person	2021	2020	% CHANGE
Murder	0	0	0
Attempted Murder	2	0	n/a
Manslaughter	0	0	0
Rape	0	0	0
Attempted Rape	0	0	0
Unlawful Sexual Intercourse	0	0	0
Armed Robbery	0	0	0
Robbery	0	0	0
Attempted Robbery	0	0	0
Sub-Total	2	0	n/a
Crimes Against the Property	2021	2020	Total
Burglary	0	0	0
Housebreaking	1	0	n/a
Shopbreaking	3	4	-25
Stealing	2	1	100
Stealing from Vehicle	0	2	n/a
Stolen Vehicle	2	1	100
Sub-Total	8	8	0
Total	10	8	25

**National Reported Crimes
Grand Bahama & Northern Bahamas District (Abaco & Bimini)
Eight Mile Rock Division
December
2021 vs 2020**

Crimes Against the Person	2021	2020	% CHANGE
Murder	0	0	0
Attempted Murder	1	0	n/a
Manslaughter	0	0	0
Rape	0	1	n/a
Attempted Rape	0	0	0
Unlawful Sexual Intercourse	0	0	0
Armed Robbery	0	0	0
Robbery	0	0	0
Attempted Robbery	0	0	0
Sub-Total	1	1	0
Crimes Against the Property	2021	2020	% CHANGE
Burglary	0	0	0
Housebreaking	1	10	-90
Shopbreaking	2	0	n/a
Stealing	2	2	0
Stealing from Vehicle	0	0	0
Stolen Vehicle	0	0	0
Sub-Total	5	12	-58
Total	6	13	-54

**National Reported Crimes
Grand Bahama & Northern Bahamas District (Abaco & Bimini)
Northeastern Division
December
2021 vs 2020**

Crimes Against the Person	2021	2020	% CHANGE
Murder	0	0	0
Attempted Murder	0	0	0
Manslaughter	0	0	0
Rape	0	0	0
Attempted Rape	0	0	0
Unlawful Sexual Intercourse	0	0	0
Armed Robbery	0	0	0
Robbery	0	0	0
Attempted Robbery	0	0	0
Sub-Total	0	0	0
Crimes Against the Property	2021	2020	% CHANGE
Burglary	0	0	0
Housebreaking	0	0	0
Shopbreaking	2	0	n/a
Stealing	2	3	-33
Stealing from Vehicle	0	0	0
Stolen Vehicle	0	0	0
Sub-Total	4	3	33
Total	4	3	33

**National Reported Crimes
Grand Bahama & Northern Bahamas District (Abaco & Bimini)
Southwestern Division
December
2021 vs 2020**

Crimes Against the Person	2021	2020	% CHANGE
Murder	2	0	n/a
Attempted Murder	0	0	0
Manslaughter	0	0	0
Rape	0	0	0
Attempted Rape	0	0	0
Unlawful Sexual Intercourse	0	0	0
Armed Robbery	0	0	0
Robbery	0	0	0
Attempted Robbery	0	0	0
Sub-Total	2	0	n/a
Crimes Against the Property	2021	2020	Total
Burglary	0	1	n/a
Housebreaking	1	0	n/a
Shopbreaking	3	0	n/a
Stealing	7	2	250
Stealing from Vehicle	2	1	100
Stolen Vehicle	0	1	-100
Sub-Total	13	5	160
Total	15	5	200

**National Reported Crimes
Grand Bahama & Northern Bahamas District (Abaco & Bimini)
West End Division
December
2021 vs 2020**

Crimes Against the Person	2021	2020	% CHANGE
Murder	0	0	0
Attempted Murder	1	0	n/a
Manslaughter	0	0	0
Rape	0	0	0
Attempted Rape	0	0	0
Unlawful Sexual Intercourse	0	0	0
Armed Robbery	0	0	0
Robbery	0	0	0
Attempted Robbery	0	0	0
Sub-Total	1	0	n/a
Crimes Against the Property	2021	2020	% CHANGE
Burglary	0	0	0
Housebreaking	1	0	n/a
Shopbreaking	0	0	0
Stealing	0	0	0
Stealing from Vehicle	0	0	0
Stolen Vehicle	0	0	0
Sub-Total	1	0	n/a
Total	2	0	n/a

**National Reported Crimes
Grand Bahama & Northern Bahamas District (Abaco & Bimini)
Abaco Division
December
2021 vs 2020**

Crimes Against the Person	2021	2020	% CHANGE
Murder	0	0	0
Attempted Murder	1	0	n/a
Manslaughter	0	1	n/a
Rape	0	0	0
Attempted Rape	0	0	0
Unlawful Sexual Intercourse	0	1	n/a
Armed Robbery	0	3	n/a
Robbery	0	1	n/a
Attempted Robbery	0	0	0
Sub-Total	1	6	-83
Crimes Against the Property	2021	2020	% CHANGE
Burglary	0	0	0
Housebreaking	6	8	-25
Shopbreaking	2	1	100
Stealing	8	7	14
Stealing from Vehicle	2	0	n/a
Stolen Vehicle	1	2	-50
Sub-Total	19	18	6
Total	20	24	-17

**National Reported Crimes
Grand Bahama & Northern Bahamas District (Abaco & Bimini)
Bimini Division
December
2021 vs 2020**

Crimes Against the Person	2021	2020	% CHANGE
Murder	0	0	0
Attempted Murder	0	0	0
Manslaughter	0	0	0
Rape	0	0	0
Attempted Rape	0	0	0
Unlawful Sexual Intercourse	0	0	0
Armed Robbery	0	0	0
Robbery	0	0	0
Attempted Robbery	0	0	0
Sub-Total	0	0	0
Crimes Against the Property	2021	2020	% CHANGE
Burglary	0	0	0
Housebreaking	0	1	n/a
Shopbreaking	1	0	n/a
Stealing	2	2	0
Stealing from Vehicle	0	0	0
Stolen Vehicle	0	0	0
Sub-Total	3	3	0
Total	3	3	0

**National Reported Crimes
Family Islands District
(Central & Southern Bahamas)
December
2021 vs 2020**

Crimes Against the Person	2021	2020	% CHANGE
Murder	0	0	0
Attempted Murder	0	0	0
Manslaughter	0	0	0
Rape	0	0	0
Attempted Rape	0	0	0
Unlawful Sexual Intercourse	1	1	0
Armed Robbery	0	0	0
Robbery	0	0	0
Attempted Robbery	0	0	0
Sub-Total	1	1	0
Crimes Against the Property	2021	2020	% CHANGE
Burglary	1	0	n/a
Housebreaking	4	10	-60
Shopbreaking	7	10	-30
Stealing	6	11	-45
Stealing from Vehicle	1	1	0
Stolen Vehicle	0	0	0
Sub-Total	19	32	-41
Total	20	33	-39

**National Reported Crimes
Family Islands District Breakdown
(Central & Southern Bahamas)
December
2021**

Crimes Against Person	AC	AN	BE	CI	EL	EX	IN	LI	M	RC	SS	Total
Murder	0	0	0	0	0	0	0	0	0	0	0	0
Attempted Murder	0	0	0	0	0	0	0	0	0	0	0	0
Manslaughter	0	0	0	0	0	0	0	0	0	0	0	0
Rape	0	0	0	0	0	0	0	0	0	0	0	0
Attempted Rape	0	0	0	0	0	0	0	0	0	0	0	0
Unlawful Sex	0	0	0	0	0	1	0	0	0	0	0	1
Armed Robbery	0	0	0	0	0	0	0	0	0	0	0	0
Robbery	0	0	0	0	0	0	0	0	0	0	0	0
Attempted Robbery	0	0	0	0	0	0	0	0	0	0	0	0
Sub Total	0	0	0	0	0	1	0	0	0	0	0	1
Crimes Against Property	AC	AN	BE	CI	EL	EX	IN	LI	M	RC	SS	Total
Burglary	0	0	0	0	0	1	0	0	0	0	0	1
Housebreaking	0	1	0	0	3	0	0	0	0	0	0	4
Shopbreaking	0	3	0	0	3	1	0	0	0	0	0	7
Stealing	0	1	0	0	0	3	0	2	0	0	0	6
Stealing from Vehicle	0	0	0	0	1	0	0	0	0	0	0	1
Stolen Vehicle	0	0	0	0	0	0	0	0	0	0	0	0
Sub Total	0	5	0	0	7	5	0	2	0	0	0	19
TOTAL	0	5	0	0	7	6	0	2	0	0	0	20

**National Reported Crimes
Family Islands District
Acklins Division
December
2021 vs 2020**

Crimes Against the Person	2021	2020	% CHANGE
Murder	0	0	0
Attempted Murder	0	0	0
Manslaughter	0	0	0
Rape	0	0	0
Attempted Rape	0	0	0
Unlawful Sexual Intercourse	0	0	0
Armed Robbery	0	0	0
Robbery	0	0	0
Attempted Robbery	0	0	0
Sub-Total	0	0	0
Crimes Against the Property	2021	2020	Total
Burglary	0	0	0
Housebreaking	0	0	0
Shopbreaking	0	0	0
Stealing	0	0	0
Stealing from Vehicle	0	0	0
Stolen Vehicle	0	0	0
Sub-Total	0	0	0
Total	0	0	0

**National Reported Crimes
Family Islands District
Andros Division
December
2021 vs 2020**

Crimes Against the Person	2021	2020	% CHANGE
Murder	0	0	0
Attempted Murder	0	0	0
Manslaughter	0	0	0
Rape	0	0	0
Attempted Rape	0	0	0
Unlawful Sexual Intercourse	0	1	n/a
Armed Robbery	0	0	0
Robbery	0	0	0
Attempted Robbery	0	0	0
Sub-Total	0	1	n/a
Crimes Against the Property	2021	2020	Total
Burglary	0	0	0
Housebreaking	1	2	-50
Shopbreaking	3	2	50
Stealing	1	2	-50
Stealing from Vehicle	0	0	0
Stolen Vehicle	0	0	0
Sub-Total	5	6	-17
Total	5	7	-29

**National Reported Crimes
Family Islands District
Berry Islands Division
December
2021 vs 2020**

Crimes Against the Person	2021	2020	% CHANGE
Murder	0	0	0
Attempted Murder	0	0	0
Manslaughter	0	0	0
Rape	0	0	0
Attempted Rape	0	0	0
Unlawful Sexual Intercourse	0	0	0
Armed Robbery	0	0	0
Robbery	0	0	0
Attempted Robbery	0	0	0
Sub-Total	0	0	0
Crimes Against the Property	2021	2020	Total
Burglary	0	0	0
Housebreaking	0	1	n/a
Shopbreaking	0	3	n/a
Stealing	0	1	n/a
Stealing from Vehicle	0	0	0
Stolen Vehicle	0	0	0
Sub-Total	0	5	n/a
Total	0	5	n/a

**National Reported Crimes
Family Islands District
Cat Island Division
December
2021 vs 2020**

Crimes Against the Person	2021	2020	% CHANGE
Murder	0	0	0
Attempted Murder	0	0	0
Manslaughter	0	0	0
Rape	0	0	0
Attempted Rape	0	0	0
Unlawful Sexual Intercourse	0	0	0
Armed Robbery	0	0	0
Robbery	0	0	0
Attempted Robbery	0	0	0
Sub-Total	0	0	0
Crimes Against the Property	2021	2020	% CHANGE
Burglary	0	0	0
Housebreaking	0	0	0
Shopbreaking	0	1	n/a
Stealing	0	0	0
Stealing from Vehicle	0	0	0
Stolen Vehicle	0	0	0
Sub-Total	0	1	n/a
Total	0	1	n/a

**National Reported Crimes
Family Islands District
Eleuthera Division
December
2021 vs 2020**

Crimes Against the Person	2021	2020	% CHANGE
Murder	0	0	0
Attempted Murder	0	0	0
Manslaughter	0	0	0
Rape	0	0	0
Attempted Rape	0	0	0
Unlawful Sexual Intercourse	0	0	0
Armed Robbery	0	0	0
Robbery	0	0	0
Attempted Robbery	0	0	0
Sub-Total	0	0	0
Crimes Against the Property	2021	2020	% CHANGE
Burglary	0	0	0
Housebreaking	3	5	-40
Shopbreaking	3	4	-25
Stealing	0	4	n/a
Stealing from Vehicle	1	1	0
Stolen Vehicle	0	0	0
Sub-Total	7	14	-50
Total	7	14	-50

**National Reported Crimes
Family Islands District
Exuma Division
December
2021 vs 2020**

Crimes Against the Person	2021	2020	% CHANGE
Murder	0	0	0
Attempted Murder	0	0	0
Manslaughter	0	0	0
Rape	0	0	0
Attempted Rape	0	0	0
Unlawful Sexual Intercourse	1	0	n/a
Armed Robbery	0	0	0
Robbery	0	0	0
Attempted Robbery	0	0	0
Sub-Total	1	0	n/a
Crimes Against the Property	2021	2020	% CHANGE
Burglary	1	0	n/a
Housebreaking	0	0	0
Shopbreaking	1	0	n/a
Stealing	3	3	0
Stealing from Vehicle	0	0	0
Stolen Vehicle	0	0	0
Sub-Total	5	3	67
Total	6	3	100

**National Reported Crimes
Family Islands District
Inagua Division
December
2021 vs 2020**

Crimes Against the Person	2021	2020	% CHANGE
Murder	0	0	0
Attempted Murder	0	0	0
Manslaughter	0	0	0
Rape	0	0	0
Attempted Rape	0	0	0
Unlawful Sexual Intercourse	0	0	0
Armed Robbery	0	0	0
Robbery	0	0	0
Attempted Robbery	0	0	0
Sub-Total	0	0	0
Crimes Against the Property	2021	2020	Total
Burglary	0	0	0
Housebreaking	0	1	n/a
Shopbreaking	0	0	0
Stealing	0	0	0
Stealing from Vehicle	0	0	0
Stolen Vehicle	0	0	0
Sub-Total	0	1	n/a
Total	0	1	n/a

**National Reported Crimes
Family Islands District
Long Island Division
December
2021 vs 2020**

Crimes Against the Person	2021	2020	% CHANGE
Murder	0	0	0
Attempted Murder	0	0	0
Manslaughter	0	0	0
Rape	0	0	0
Attempted Rape	0	0	0
Unlawful Sexual Intercourse	0	0	0
Armed Robbery	0	0	0
Robbery	0	0	0
Attempted Robbery	0	0	0
Sub-Total	0	0	0
Crimes Against the Property	2021	2020	% CHANGE
Burglary	0	0	0
Housebreaking	0	0	0
Shopbreaking	0	0	0
Stealing	2	1	100
Stealing from Vehicle	0	0	0
Stolen Vehicle	0	0	0
Sub-Total	2	1	100
Total	2	1	100

**National Reported Crimes
Family Islands District
Mayaguana Division
December
2021 vs 2020**

Crimes Against the Person	2021	2020	% CHANGE
Murder	0	0	0
Attempted Murder	0	0	0
Manslaughter	0	0	0
Rape	0	0	0
Attempted Rape	0	0	0
Unlawful Sexual Intercourse	0	0	0
Armed Robbery	0	0	0
Robbery	0	0	0
Attempted Robbery	0	0	0
Sub-Total	0	0	0
Crimes Against the Property	2021	2020	Total
Burglary	0	0	0
Housebreaking	0	1	n/a
Shopbreaking	0	0	0
Stealing	0	0	0
Stealing from Vehicle	0	0	0
Stolen Vehicle	0	0	0
Sub-Total	0	1	n/a
Total	0	1	n/a

**National Reported Crimes
Family Islands District
San Salvador Division
December
2021 vs 2020**

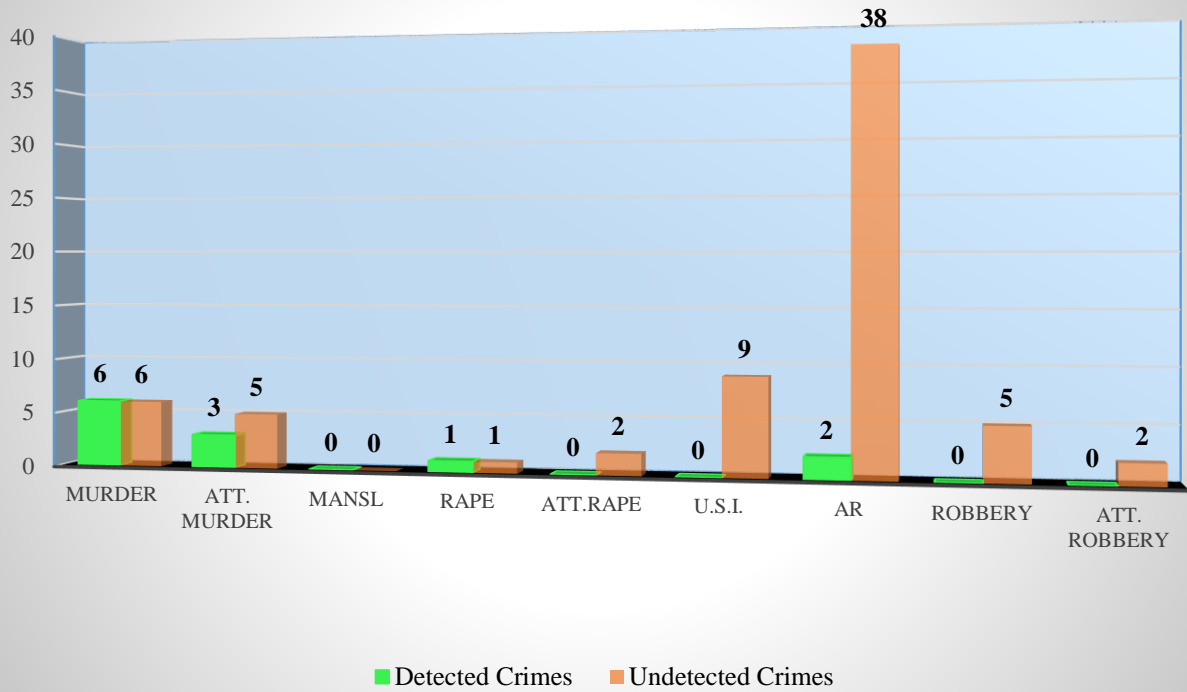
Crimes Against the Person	2021	2020	% CHANGE
Murder	0	0	0
Attempted Murder	0	0	0
Manslaughter	0	0	0
Rape	0	0	0
Attempted Rape	0	0	0
Unlawful Sexual Intercourse	0	0	0
Armed Robbery	0	0	0
Robbery	0	0	0
Attempted Robbery	0	0	0
Sub-Total	0	0	0
Crimes Against the Property	2021	2020	Total
Burglary	0	0	0
Housebreaking	0	0	0
Shopbreaking	0	0	0
Stealing	0	0	0
Stealing from Vehicle	0	0	0
Stolen Vehicle	0	0	0
Sub-Total	0	0	0
Total	0	0	0

Detection Rates - All Bahamas
December
2021 vs 2020

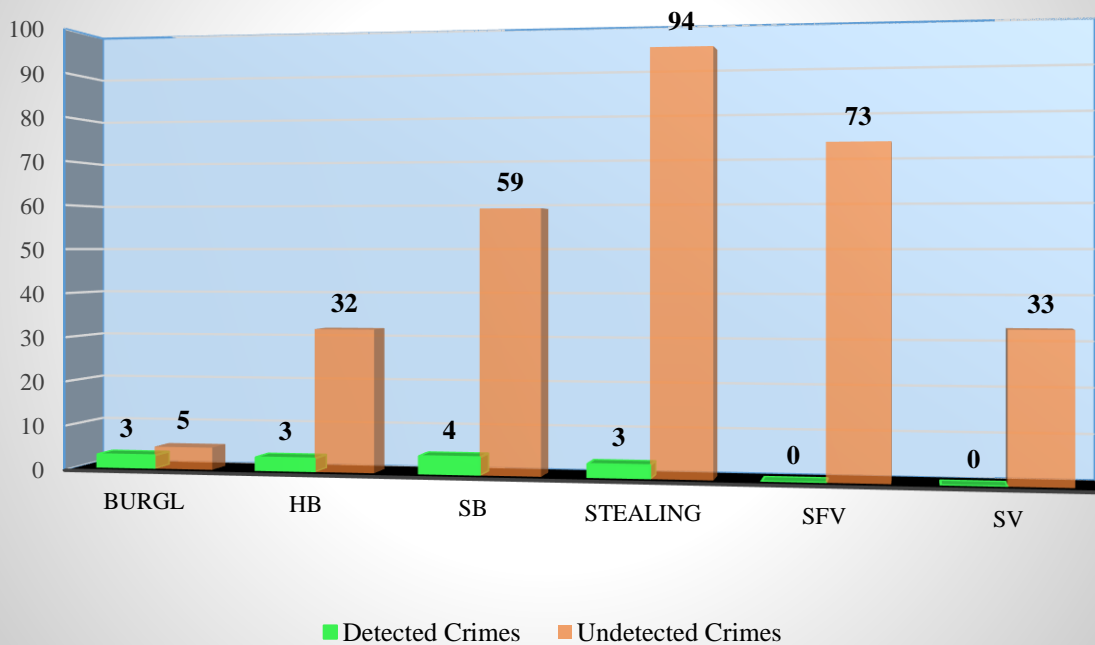
Crimes Against Persons	2021			2020		
	Recorded Crimes	Detected Crimes	Detection Rate (%)	Recorded Crimes	Detected Crimes	Detection Rate (%)
Murder	12	6	50	10	5	50
Attempted Murder	8	3	38	6	6	100
Manslaughter	0	0	0	1	1	100
Rape	2	1	50	1	1	100
Attempted Rape	2	0	0	0	0	0
Unlawful Sexual Intercourse	9	0	0	18	2	11
Armed Robbery	40	2	5	61	9	15
Robbery	5	0	0	13	1	8
Attempted Robbery	2	0	0	2	0	0
Sub Total	80	12	15	112	25	22
Crimes Against Property	Recorded Crimes	Detected Crimes	Detection Rate (%)	Recorded Crimes	Detected Crimes	Detection Rate (%)
Burglary	8	3	38	4	0	0
Housebreaking	35	3	9	77	2	3
Shopbreaking	63	4	6	42	7	17
Stealing	97	3	3	96	10	10
Stealing From Vehicle	73	0	0	59	3	5
Stolen Vehicle	33	0	0	27	1	4
Sub Total	309	13	4	305	23	8
TOTAL	389	25	6	417	48	12

**Detection Rates - All Bahamas
December**

**Crimes Against the Person - Detected Crimes
December**

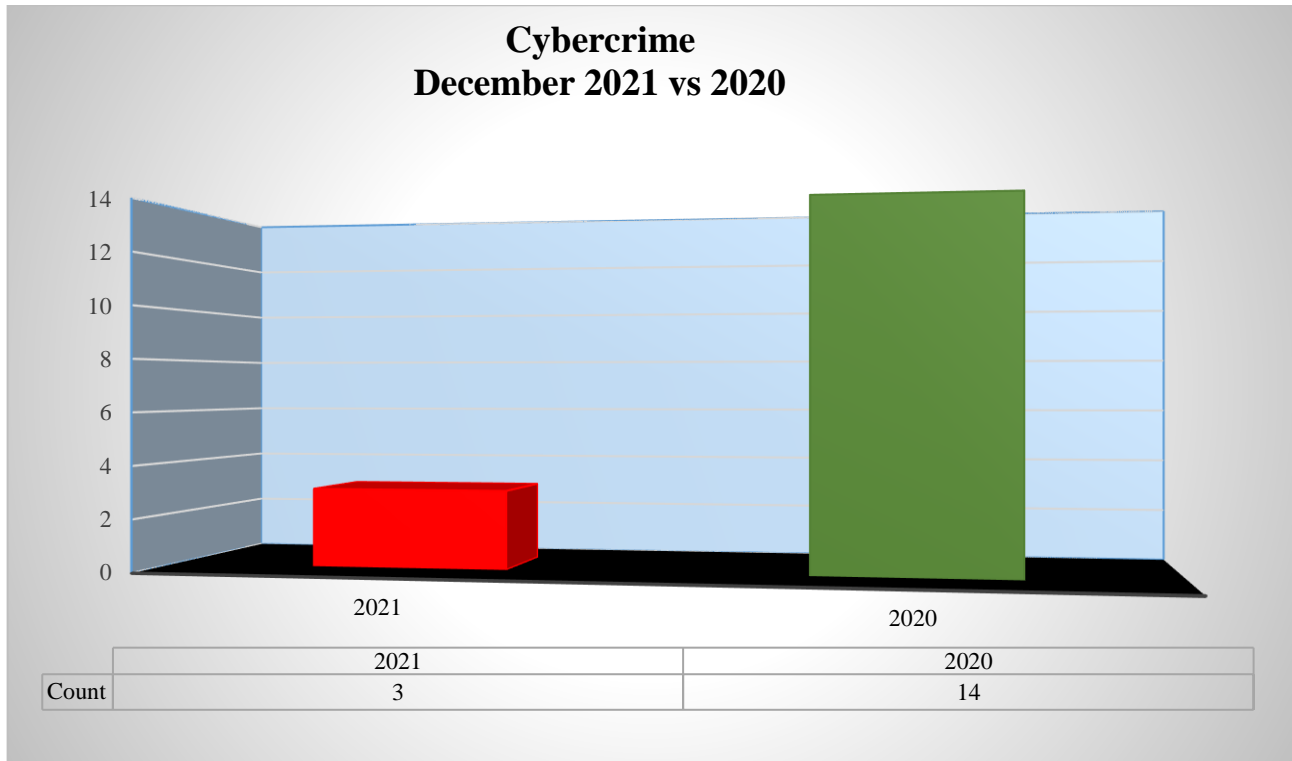


**Crimes Against the Person - Detected Crimes
December**



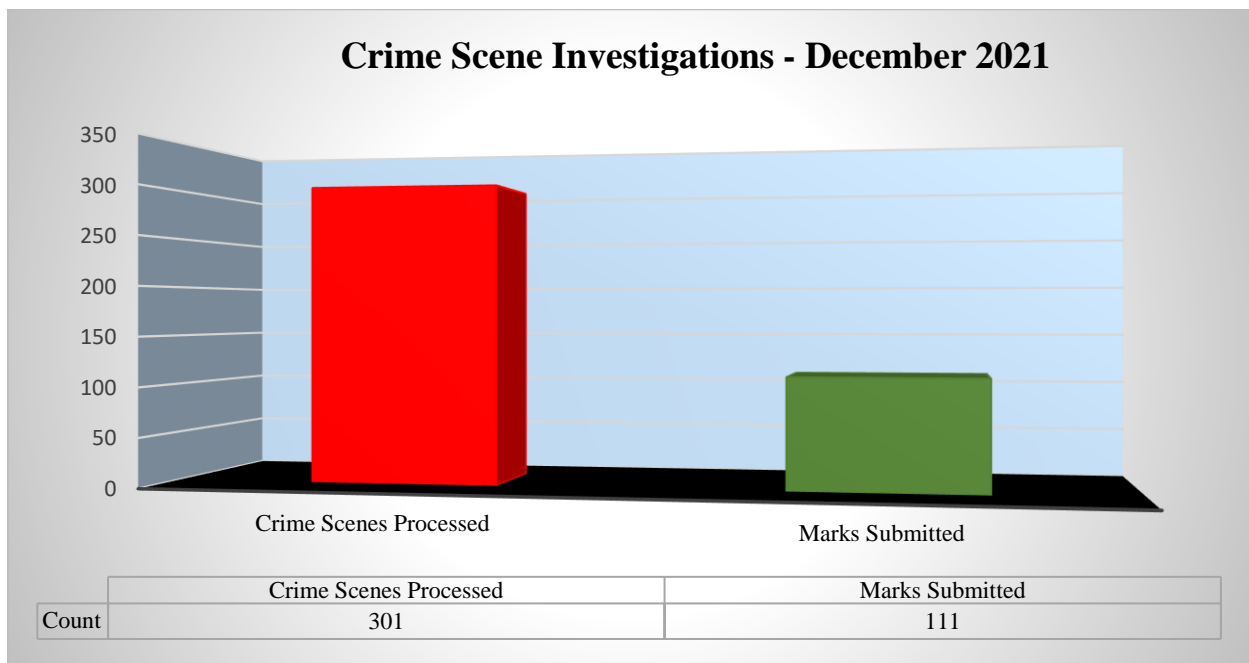
Cybercrime

For the period December 2021, cybercrime decreased by 79% with 3 incidents compared to 14 in 2020. These cases include libel, hacking, extortion, computer misuse, threats and so on.



Crime Scene Investigation

For the period in review, there were 301 crime scenes processed and 111 latent print marks were submitted for evidence.



**Illegal Firearm Discovery and Seizure Demographics
December 2021**

Illegal Firearm Discovery/Seizure - Firearm Type				
Pistol	Revolver	Rifle	Shotgun	Total
12	2	1	1	16

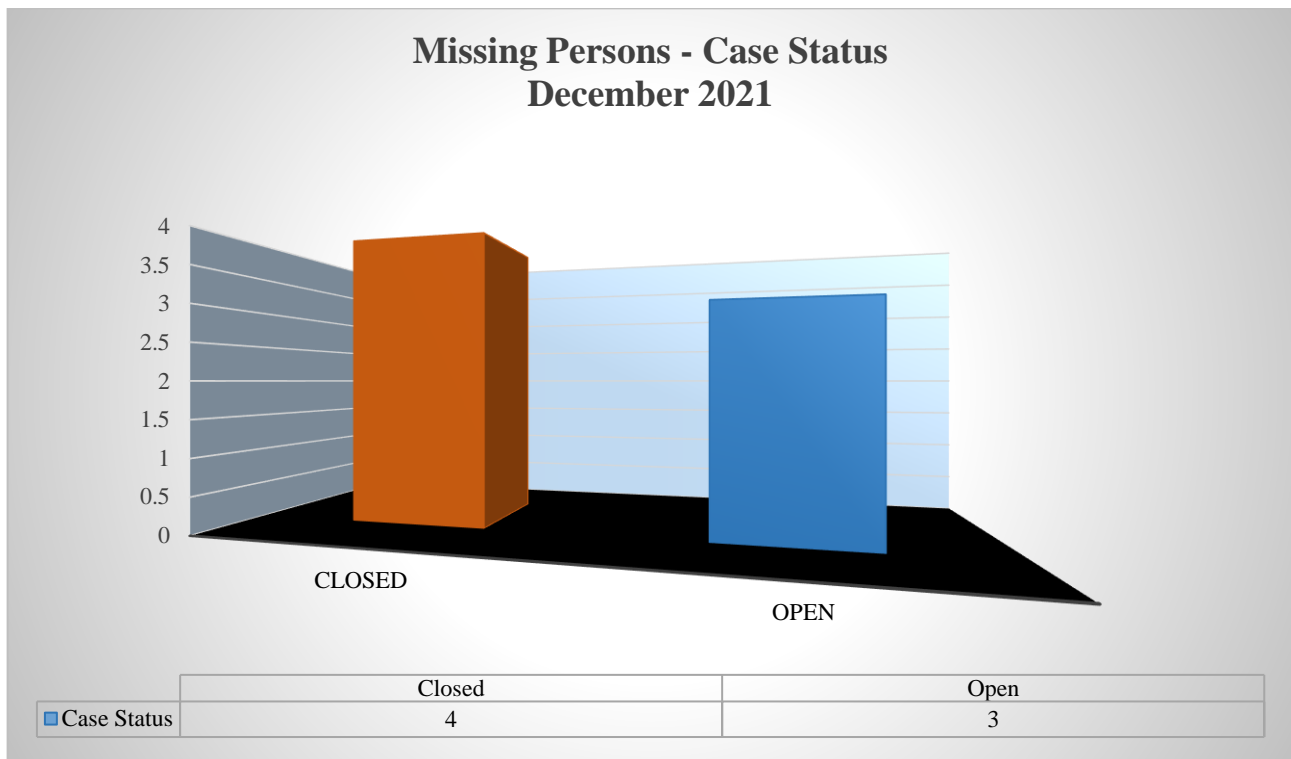
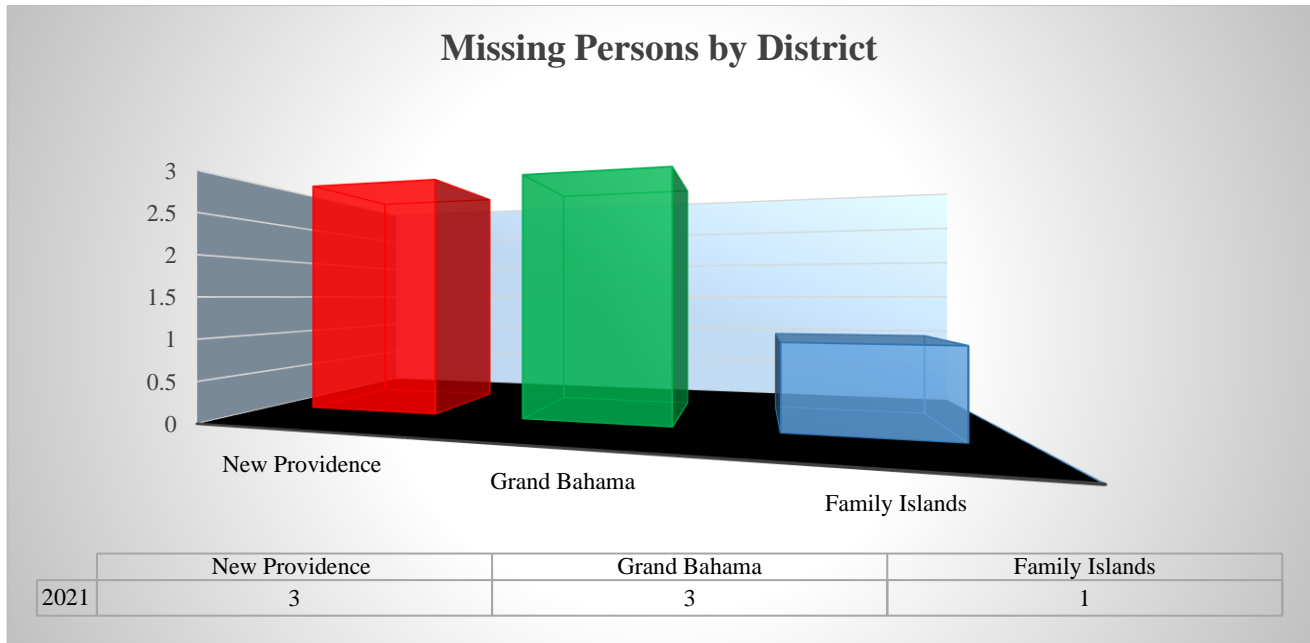
Firearm Discovery/Seizure By Division	
Unit	Firearm
Airport	0
Cable Beach	1
Central	1
Eastern	0
Fox Hill	0
Northeastern	1
Northwestern	2
Paradise Island	0
South Central	1
Southeastern	0
Southern	2
Southwestern	2
Western	1
Central -GB	1
EMR -GB	0
Northeastern -GB	0
Southwestern -GB	1
West End -GB	0
Abaco - GB	1
Bimini	0
Long Island	1
San Salvador	1
Total	16

Dangerous Drugs Discovery, Seizures and Arrests – December- 2021

DECEMBER 2021	TYPE OF DRUGS		GRAND TOTAL		
	COCAINE		3,154.57 lbs.		
	HYDROPONIC MARIJUANA		0.08 lbs		
	MARIJUANA		651.88 lbs		
	HASHISH		0.08 lbs		
	ECSTASY TABLETS		88 tablets		
	COCAINE SEXUAL ENHANCE CAPSULE		0		
	MARIJUANA CIGARETTE		0		
	MARIJUANA GUMMIE		0		
	MARIJUANA BROWNIE		0		
	MARIJUANA OIL		0		
	METANPHETAMINE TABLETS		0		
	TOTAL CASES		79		
	CASES PROSECUTED		64		
	PERSONS ARRESTED		98		
	PERSONS CHARGED		82		
	PERSON ARRESTED	AMOUNT ARRESTED	AMOUNT CHARGE	AMOUNT NOT CHARGED	
	ADULT	94	79	15	
JUVENILE	4	3	1		
Total	98	82	16		

Missing Persons

The Royal Bahamas Police Force investigated 7 reported incidents of missing persons throughout the Commonwealth of the Bahamas for December 2021. A total of 4 cases have been solved and the missing individuals were found. Three cases remain open under investigation.



**Emergency Powers Order
COVID-19 Breaches by District
December 2021**

Emergency Powers Order (Offences)	New Providence	Grand Bahama	Family Islands	Total
Attending social gathering	0	0	0	0
Other Breach	0	0	4	4
Curfew Breach	0	0	0	0
Fail to enforce social distancing	0	0	0	0
Fail to implement sanitizing requirements	0	0	0	0
Failure to carry government ID	0	0	0	0
Failure to social distance	0	0	0	0
Failure to utilize curbside business	0	0	0	0
Failure to wear face mask	0	0	2	2
Hosting social gathering	0	0	0	0
Operating prohibited business	1	0	0	1
Permit person on premises w/o mask	0	0	0	0
Permit person to inside dining	0	0	0	0
Sub Total	1	0	6	7

Other Police Activities
All Bahamas
December
2021 vs 2020

Other Activities	2021	2020	% Change
Police Field Check Patrols	1,623	2,152	-25
Assistance Requested	384	115	234
Persons Searched	395	145	172
Electronic Monitoring Breach	7	8	-13
Breach of Bail – Witness Tampering	0	0	0
Breach of Bail – Fail to sign in	1	0	N/A
Police Stop and Search	157	32	391
Alarm Activation	44	71	-38
Fire Alarms	5	16	-69
Road Checks	51	141	-64
Warrants Executed	1	1	0

Other Community Activities	2021	2020	% Change
Police Escorts	212	152	39
Police Visits	1,183	1,554	-24
School Visits	38	104	-63
Community Policing Initiatives	81	154	-47
COVID 19 Assistance	1	20	-95

**Complaints Against Police Officers
December 2021**

Complaints Against Police Officers	
Case Type	Total
Civilians	28
Police	7
Corruption	0
Total	35

Case Status - Civilian Matters							
Under Investigation	Complaint Withdrawn	Unfounded	Subjudice	Civil Action Advised/ Warning	Compensation	Pending Trial	Total
21	0	4	1	2	0	0	28

Case Status – Internal Matters							
Under Investigation	Discharge / Acquittal	Withdrawn / No Further Action	Resignation	Conviction	Unfounded/ Unsubstantiated/ Insufficient Evidence	Before Tribunal	Total
7	0	0	0	0	0	0	7

Case Status - Corruption Matter				
Under Investigation	Complaint Withdrawn	Unfounded/ Unsubstantiated/ Insufficient Evidence	Before Tribunal	Total
0	0	0	0	0

**Fire Calls – All Bahamas
December 2021 vs 2020**

Fire Calls – All Bahamas			
Type of Call	2021	2020	% Change
Building	20	21	-5
Vehicles	25	42	-40
Bush	6	20	-70
Special Service	3	11	-73
False Alarms	26	37	-30
Boat	2	1	100
Bomb Threat	0	0	0
Electrical	4	6	-33
Rubbish	33	39	-15
Miscellaneous	3	2	50
Total Calls	123	179	-31
Total Estimated Damages	1,107,800	1,727,910	2,835,710,000

Fire Calls - Breakdown			
Category	2021	2020	% Change
Death by Fire	0	0	0
Fire Injuries	1	0	N/A
Investigated Fires	8	0	N/A
Arson Matters	7	3	133
Extrication	2	3	-33
Family Island Fires	0	0	0
Family Island Deaths	0	0	0
Family Island Injuries	0	0	0
Major Fires	2	0	N/A
Accidental Fires	4	2	100
Insured Estimated Damages	1,010,300	1,370,050	2,380,350,000
Uninsured Estimated Damages	190,110	357,860	547,970

**Miscellaneous Incidents
All Bahamas
December
2021 vs 2020**

Miscellaneous Incidents – All Bahamas			
Category	2021	2020	% CHANGE
Alarm Activation	44	71	-38
Assault	130	175	-26
Assault Police Officer	8	11	-27
Attempted Breaking	9	10	-10
Attempted Stealing	10	8	25
Bomb Threat	0	0	N/A
Causing Damage	122	141	-13
Causing Harm	93	91	2
Child Abuse	4	1	300
Child Neglect	2	3	-33
Disturbance	99	102	-2
Gunshot Reports	114	126	-9
Lost Passport	58	93	-37
Loud Music	22	7	214
Stealing from Vehicle (Minor)	69	127	-46
Stealing (Minor)	135	98	38
Sudden Death (Natural Causes)	117	100	17
Threats of Death	89	100	-11
Threats of Harm	79	70	13
Wounding	6	13	-54
TOTAL	1210	1347	-10

Miscellaneous Incidents – Divisional Breakdown
All Bahamas
December 2021

Category	A	CB	C	E	FH	NE	NW	PI	SC	SE	S	SW	W	GB	FI	Total
Alarm Activation	0	1	0	2	0	1	0	3	0	1	2	0	0	30	4	44
Assault	0	0	16	5	9	7	8	7	8	18	10	10	0	11	21	130
Assault Police Officer	0	0	1	0	0	1	2	1	0	0	0	0	0	1	2	8
Attempted Breaking	0	0	1	0	1	2	0	0	1	0	0	1	0	3	0	9
Attempted Stealing	0	1	0	0	0	1	0	0	2	2	0	4	0	0	0	10
Bomb Threat	0	0	0	0	0	0	0	0	0	0	0	0	0	0	0	0
Causing Damage	2	5	12	3	4	9	7	1	10	20	8	14	3	18	6	122
Causing Harm	0	0	5	3	4	6	0	0	8	11	7	7	0	23	19	93
Child Abuse	0	2	0	0	0	0	0	0	0	0	0	0	0	1	1	4
Child Neglect	0	0	0	0	0	0	0	0	1	0	0	1	0	0	0	2
Disturbance	0	0	2	1	2	2	2	4	2	7	4	4	2	45	22	99
Gunshots Report	0	0	5	6	10	25	6	0	18	7	17	11	2	6	1	114
Lost Passport	0	3	3	4	2	1	1	0	4	2	5	8	5	16	4	58
Loud Music	0	2	0	1	0	1	0	0	0	0	0	3	3	9	3	22
Stealing from Vehicle (Minor)	1	5	2	3	2	6	2	0	5	14	3	18	2	6	0	69
Stealing (Minor)	1	5	4	6	5	14	8	4	3	18	9	21	4	15	18	135
Sudden Death (Natural Causes)	0	4	3	7	3	7	1	0	12	12	8	18	3	25	14	117
Threats of Death	0	5	6	4	1	4	6	1	9	15	6	4	0	9	19	89
Threats of Harm	0	2	7	5	2	2	1	2	10	4	4	9	2	9	20	79
Wounding	0	0	2	0	0	1	0	0	1	1	1	0	0	0	0	6
Total	4	35	69	50	45	90	44	23	94	132	84	133	26	227	154	1210

Domestic Related Cases
All Bahamas
December
2021 vs 2020

Domestic Related Cases	2021	2020	% CHANGE
Murder	0	1	n/a
Attempted Murder	0	8	n/a
Assault	50	524	-90
Assault with a deadly weapon	8	88	-91
Assistance Requested	63	538	-88
Causing Damage	20	213	-91
Causing Harm	29	331	-91
Disturbance	10	159	-94
Domestic Reports (General)	42	383	-89
Fighting	1	11	-91
Grievous Harm	0	9	n/a
Harassment	8	39	-79
Shooting	1	0	n/a
Stabbing	3	31	-90
Threat of Arson	0	8	-100
Threat of Harm	4	143	-97
Threat of Death	18	235	-92
Trespassing	1	5	-80
Wounding	0	23	-100
TOTAL	258	2749	-91

**Domestic Related Cases
Divisional Breakdown
December
2021 vs 2020**

Domestic Related Cases	A	CB	C	E	FH	NE	NW	PI	SC	SE	S	SW	W	GB	FI	Total
Murder	0	0	1	1	0	1	1	0	2	1	1	1	0	1	0	10
Attempted Murder	0	0	0	0	0	0	0	0	0	0	0	0	0	0	0	0
Assault	0	0	3	4	6	2	4	4	1	7	4	5	0	6	4	50
Assault with a deadly weapon	0	0	0	0	0	0	0	0	0	1	2	1	0	4	0	8
Assistance Requested	0	1	0	5	0	2	0	0	2	6	7	3	1	19	17	63
Causing Damage	0	1	0	1	0	0	0	0	5	3	3	1	0	2	4	20
Causing Harm	0	0	1	2	3	0	0	0	4	5	0	1	0	10	3	29
Disturbance	0	0	0	0	0	0	0	2	1	0	0	0	0	3	4	10
Domestic Reports	0	2	0	5	0	0	0	0	2	2	0	16	0	9	6	42
Fighting	0	0	0	0	0	0	0	0	0	0	0	1	0	0	0	1
Grievous Harm	0	0	0	0	0	0	0	0	0	0	0	0	0	0	0	0
Harassment	0	0	1	0	1	0	0	1	0	0	1	2	0	1	1	8
Shooting	0	0	0	0	0	0	0	0	0	0	0	1	0	0	0	1
Stabbing	0	0	0	0	0	1	0	0	0	0	0	0	0	1	0	2
Threat of Arson	0	0	0	0	0	0	0	0	0	0	0	0	0	0	0	0
Threat of Harm	0	0	1	0	0	1	0	0	0	0	0	2	0	0	0	4
Threat of Death	0	0	0	0	0	0	1	0	2	2	3	2	0	2	6	18
Trespassing	0	0	0	0	0	0	1	0	0	0	0	0	0	0	0	1
Wounding	0	0	0	0	0	0	0	0	0	0	0	0	0	0	0	0
Total	0	4	7	18	10	4	7	7	19	27	21	36	1	58	45	267

Gender Based Violence
December 1 - 31 2021

	YEAR	2021					2020				
	GENDER	TOTAL MALES	FEMALES			TOTAL	TOTAL MALES	FEMALES			TOTAL
			1-17	18 +	% FEMALES			1-17	18 +	% FEMALES	
Murder	All Bahamas	20	0	0	0	20	3	0	0	0	3
	New Providence	10	0	0	0	10	2	0	0	0	2
	Grand Bahama	9	0	0	0	9	0	0	0	0	0
	Family Island	1	0	0	0	1	1	0	0	0	1
Att Murder	All Bahamas	0	0	0	0	0	0	0	0	0	0
	New Providence	0	0	0	0	0	0	0	0	0	0
	Grand Bahama	0	0	0	0	0	0	0	0	0	0
	Family Island	0	0	0	0	0	0	0	0	0	0
Shooting	All Bahamas	7	0	1	13	8	6	0	0	0	6
	New Providence	7	0	1	13	8	6	0	0	0	6
	Grand Bahama	0	0	0	0	0	0	0	0	0	0
	Family Island	0	0	0	0	0	0	0	0	0	0
Stabbing	All Bahamas	5	0	0	0	5	12	0	2	14	14
	New Providence	5	0	0	0	5	10	0	2	17	12
	Grand Bahama	0	0	0	0	0	1	0	0	0	1
	Family Island	0	0	0	0	0	1	0	0	0	1
Rape	All Bahamas	0	0	3	100	3	0	0	2	100	2
	New Providence	0	0	2	100	2	0	0	1	100	1
	Grand Bahama	0	0	1	0	1	0	0	1	0	1
	Family Island	0	0	0	0	0	0	0	0	0	0
Causing Harm	All Bahamas	52	2	42	46	96	45	0	37	45	82
	New Providence	29	1	30	52	60	18	0	17	49	35
	Grand Bahama	10	1	8	47	19	13	0	13	50	26
	Family Island	13	0	4	24	17	14	0	7	33	21
Threats of Death	All Bahamas	48	2	32	41	82	47	0	39	45	86
	New Providence	34	2	24	43	60	35	0	28	44	63
	Grand Bahama	8	0	3	0	11	7	0	5	42	12
	Family Island	6	0	5	45	11	5	0	6	55	11
Threats of Harm	All Bahamas	51	0	26	34	77	35	0	24	41	59
	New Providence	31	0	20	39	51	21	0	18	46	39
	Grand Bahama	10	0	3	23	13	5	0	2	29	7
	Family Island	10	0	3	23	13	9	0	4	31	13
Possession of Firearm with	All Bahamas	0	0	1	0	1	0	0	0	0	0
	New Providence	0	0	1	0	1	0	0	0	0	0
	Grand Bahama	0	0	0	0	0	0	0	0	0	0
	Family Island	0	0	0	0	0	0	0	0	0	0
Assault with Deadly Weapon	All Bahamas	22	0	6	21	28	15	0	10	40	25
	New Providence	18	0	6	25	24	11	0	9	45	20
	Grand Bahama	2	0	0	0	2	2	0	0	0	2
	Family Island	2	0	0	0	2	2	0	1	33	3

**Police-Involved Shootings
December
2021 vs 2020**

Encounters with Armed Suspects			
Incidents	2021	2020	% CHANGE
Police Involved Shootings	6	3	100

Encounters with Armed Suspects by Division																
Year	A	CB	C	E	FH	NE	NW	PI	SC	SE	S	SW	W	GB	FI	Total
2021	0	0	0	0	0	1	0	0	1	0	0	1	0	3	0	6
2020	0	0	1	0	0	0	0	0	1	1	0	0	0	0	0	3

Status of Victim			
Status	2021	2020	% CHANGE
Deceased	1	1	0
Injured	5	2	150

Suicide Incidents
December
2021 vs 2020

Category	2021	2020	% CHANGE
Suicide	2	3	-33
Attempted Suicide	4	3	33

Category	New Providence	Grand Bahama	Family Island	Total
Suicide	1	1	0	2
Attempted Suicide	3	1	0	4

Suicide by Gender						
Age Range	Males		Females		Total	
	2021	2020	2021	2020	2021	2020
0-17	0	1	0	0	0	1
18-30	0	1	0	0	0	1
31-45	0	1	0	0	0	1
46-60	1	0	0	0	1	0
61 & Older	1	0	0	0	1	0
Unknown	0	0	0	0	0	0
Total	2	3	0	0	2	3

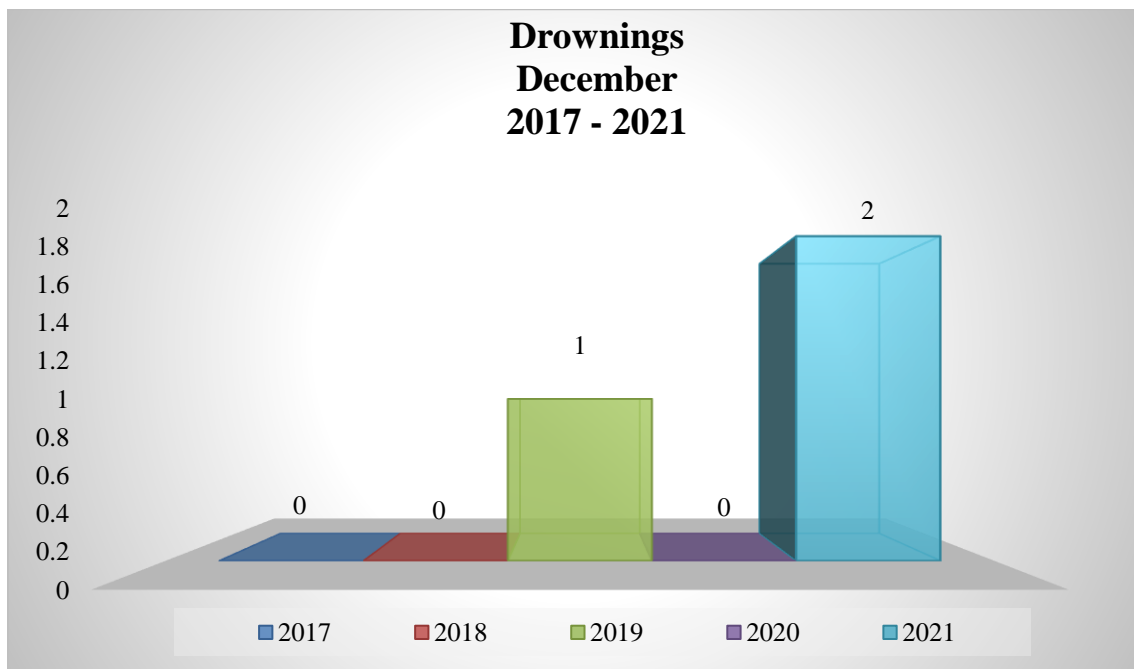
Attempted Suicide by Gender						
Age Range	Males		Females		Total	
	2021	2020	2021	2020	2021	2020
0-17	0	0	0	0	0	0
18-30	2	1	0	0	2	1
31-45	1	2	0	0	1	2
46-60	1	0	0	0	1	0
61 & Older	0	0	0	0	0	0
Unknown	0	0	0	0	0	0
Total	4	3	0	0	4	3

**Drowning Incidents
December
2021 vs 2020**

Category	2021	2020	% Change
Drowning	2	0	0

Category	2021	2020	2019	2018	2017
Drowning	2	0	1	0	0

Drownings by Gender						
Age Range	Males		Females		Total	
	2021	2020	2021	2020	2021	2020
0-17	0	0	0	0	0	0
18-30	0	0	0	0	0	0
31-45	0	0	0	0	0	0
46-60	0	0	0	0	0	0
61 & Older	1	0	0	0	1	0
Unknown*	1	0	0	0	1	0
Total	2	0	0	0	2	0

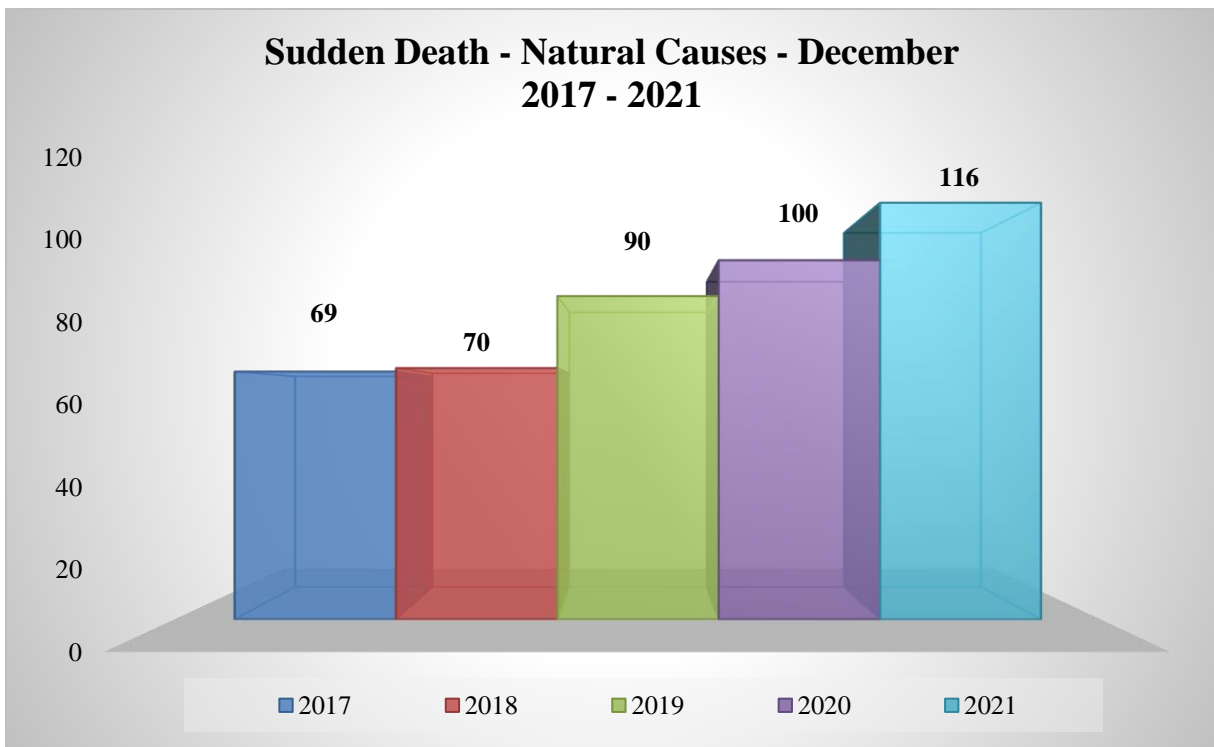


N.B. These are preliminary figures and are subject to change. Research and Policy Branch, RBPF.

**Sudden Death – Natural Causes
December
2017 – 2021**

Incident	2021	2020	% Change
Sudden Death (Natural Causes)	116	100	16

Incident	2021	2020	2019	2018	2017
Sudden Death (Natural Causes)	11	100	90	70	69

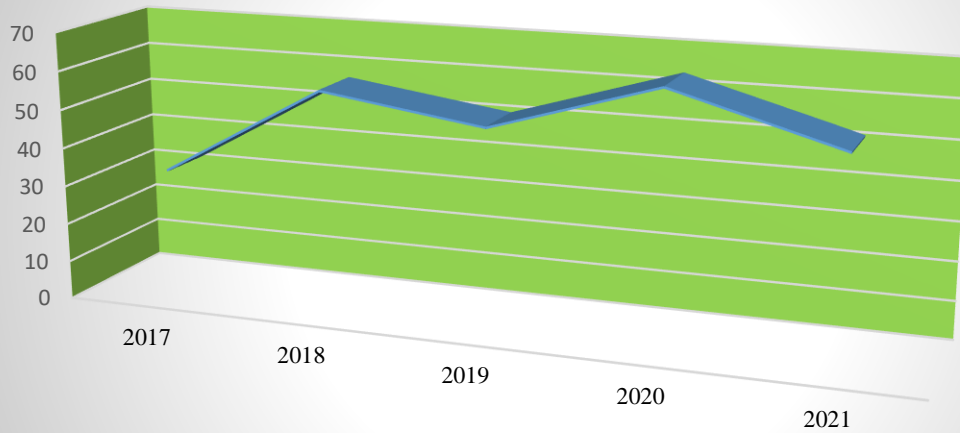


Financial Crimes
December
2021 vs 2020

Incident	2021	2020	% Change
Bribery	0	0	0
Extortion	0	1	n/a
Falsification of Accounts	0	1	n/a
Forgery	1	1	0
Fraud by False Pretences	32	10	220
Possession of Forged Currency Notes	5	13	-32
Possession of Forged Documents	2	6	-67
Proceeds from Crime	0	0	0
Stealing by reason of employment	5	5	0
Stealing by reason of service	4	26	-85
Uttering Forged Currency Notes	3	1	200
Uttering Forged Documents	0	0	0
Sub-Total	52	64	-19

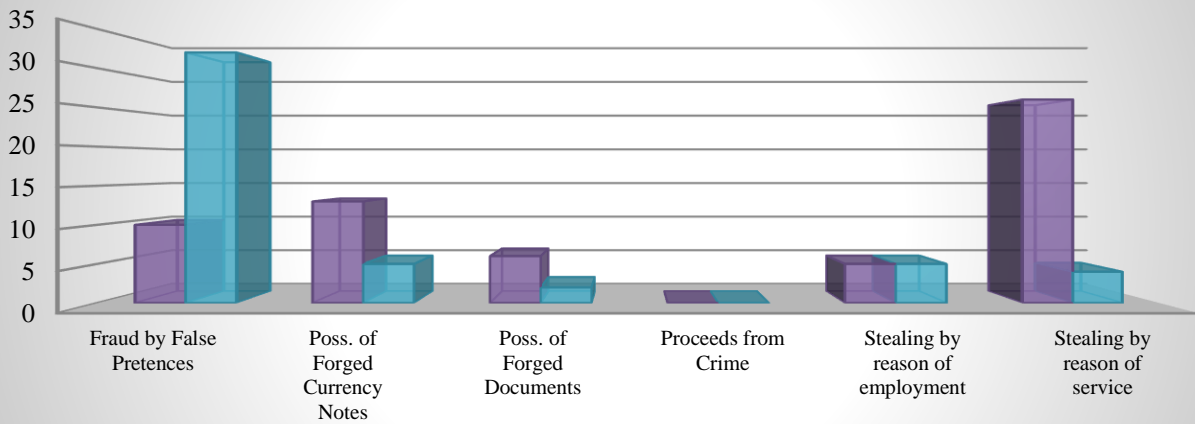
Incident	2021	2020	2019	2018	2017
Bribery	0	0	0	0	1
Extortion	0	1	1	0	1
Falsification of Accounts	0	1	0	0	0
Forgery	1	1	0	1	2
Fraud by False Pretences	32	10	18	22	6
Possession of Forged Currency Notes	5	13	9	5	4
Possession of Forged Documents	2	6	4	1	4
Proceeds from Crime	0	0	0	3	0
Stealing by reason of employment	5	5	5	7	6
Stealing by reason of service	4	26	14	18	9
Uttering Forged Currency Notes	3	1	0	0	0
Uttering Forged Documents	0	0	0	0	0
Sub-Total	52	64	51	57	33

Financial Crimes December 2021



	2017	2018	2019	2020	2021
Financial Crimes	33	57	51	64	52

Financial Crimes December 2021 Vs. 2020

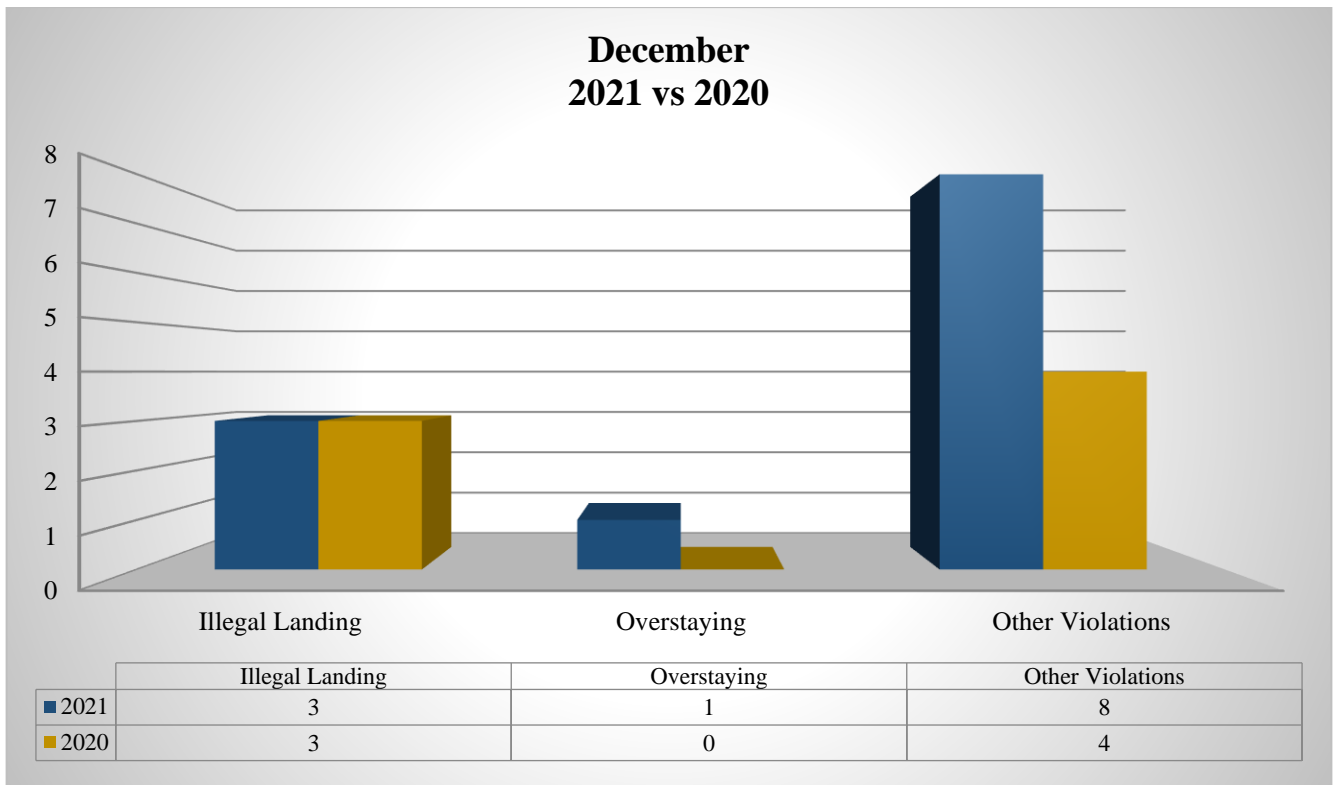


	Fraud by False Pretences	Poss. of Forged Currency Notes	Poss. of Forged Documents	Proceeds from Crime	Stealing by reason of employment	Stealing by reason of service
2020	10	13	6	0	5	26
2021	32	5	2	0	5	4

**Immigration Violations
December
2021 vs 2020**

Category	2021	2020	% Change
Illegal Landing	3	3	0
Overstaying	1	0	N/A
Other Violation	8	4	100

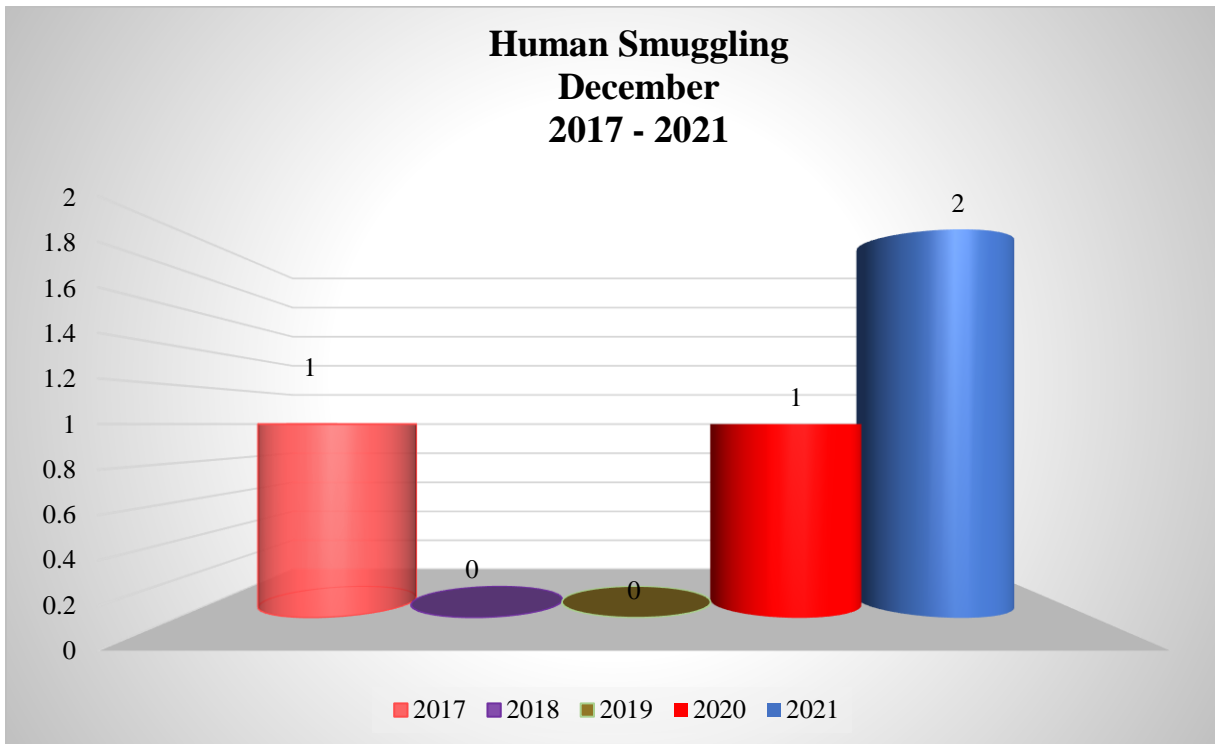
Incident	2021	2020	2019	2018	2017
Illegal Landing	3	3	1	0	0
Overstaying	1	0	5	1	0
Other Violation	8	4	3	1	2



**Human Smuggling
December
2021 vs 2020**

Category	2021	2020	% Change
Trafficking in Persons	2	1	100

Incident	2021	2020	2019	2018	2017
Trafficking in Persons	2	1	0	0	1



**Traffic Incidents – All Bahamas
December 2021 vs 2020**

Fixed Penalty Notices – All Bahamas			
Category	2021	2020	% CHANGE
Fixed Penalty Notices	1488	3,016	-51

Road Accident Reports			
Category	2021	2020	% CHANGE
Fatal Accidents	3	8	-63
Damage only	592	546	8
Hit & Run	110	118	-7
Minor Injuries	188	192	-2
Serious Injuries	15	19	-21

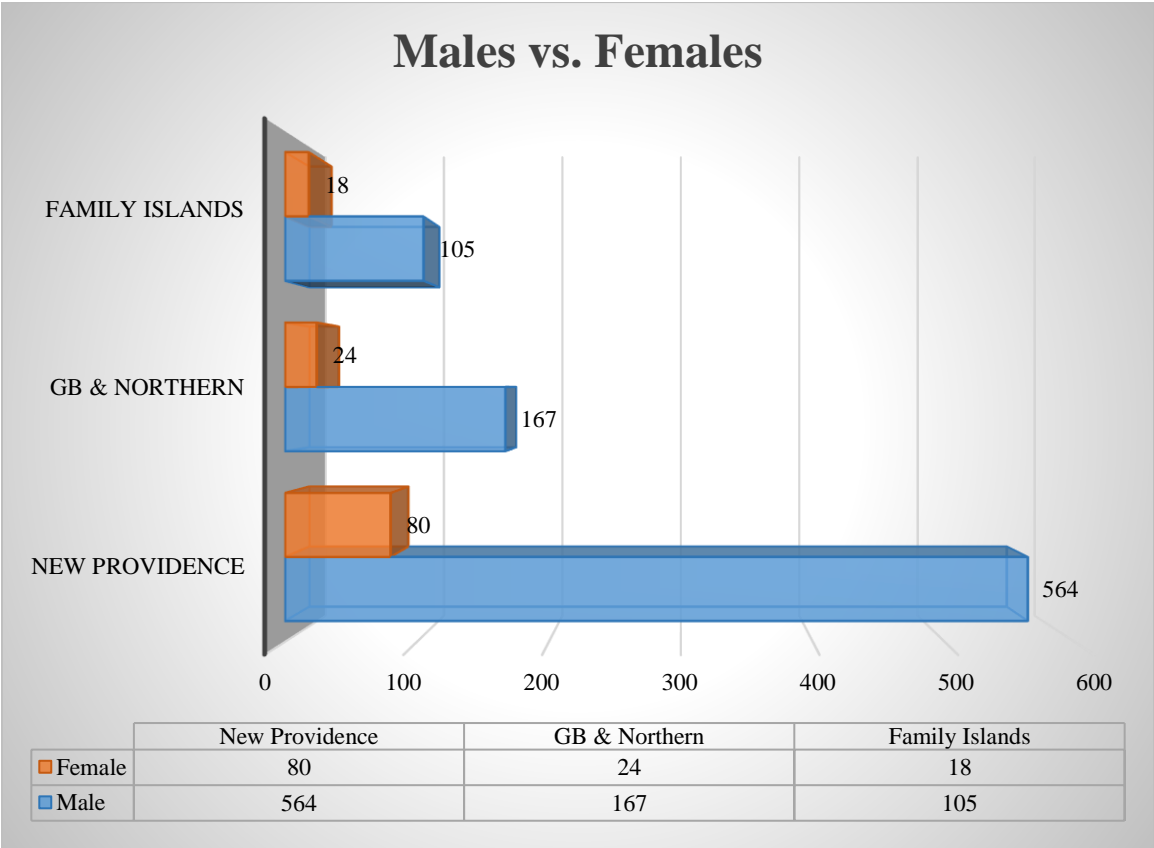
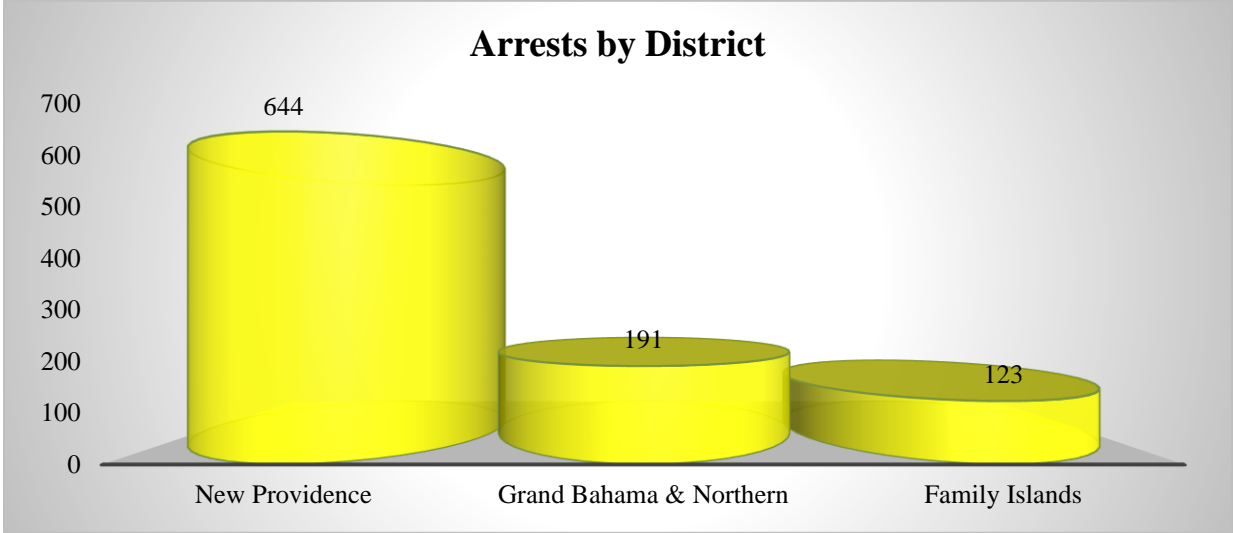
Victims of Fatal Accidents			
Category	2021	2020	% CHANGE
Fatal Crash Victims	3	8	-63

Road Accident Reports by District				
Accident Type	New Providence	Grand Bahama	Family Islands	Total
Fatality	1	2	0	3
Damage only	498	80	24	602
Hit & Run	100	12	3	115
Minor Injuries	150	21	17	188
Serious Injuries	2	4	9	15

Persons Arrested

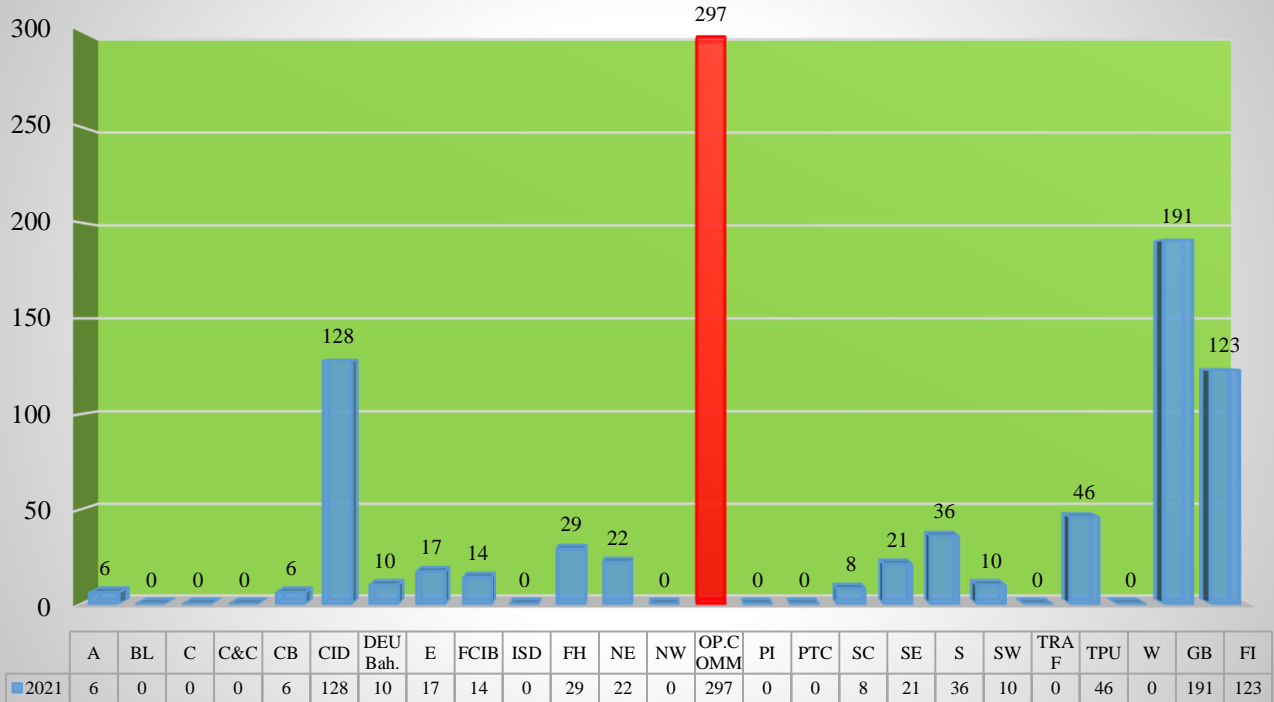
N.B. These are preliminary figures and are subject to change. Research and Policy Branch, RBPF.

For period in review, the police arrested 958 persons for various major and minor offences throughout the Commonwealth of The Bahamas. **New Providence** accounted for 644 or 67% of all persons arrested, **Grand Bahama & the Northern Bahamas** accounted for 191 or 20%, and the **Family Islands District** accounted for 123 or 13%. Males accounted for 836 or 87% of arrests and females accounted for the remaining 122 or 13% of arrests.



N.B. These are preliminary figures and are subject to change. Research and Policy Branch, RBPF.

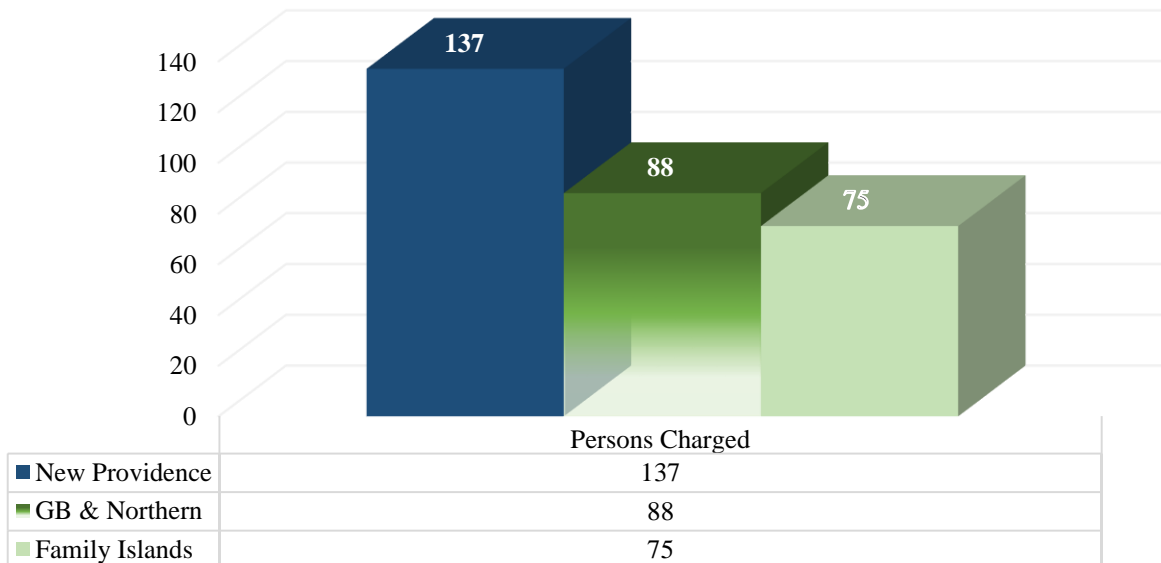
Arrests - Policing Division



Persons Charged

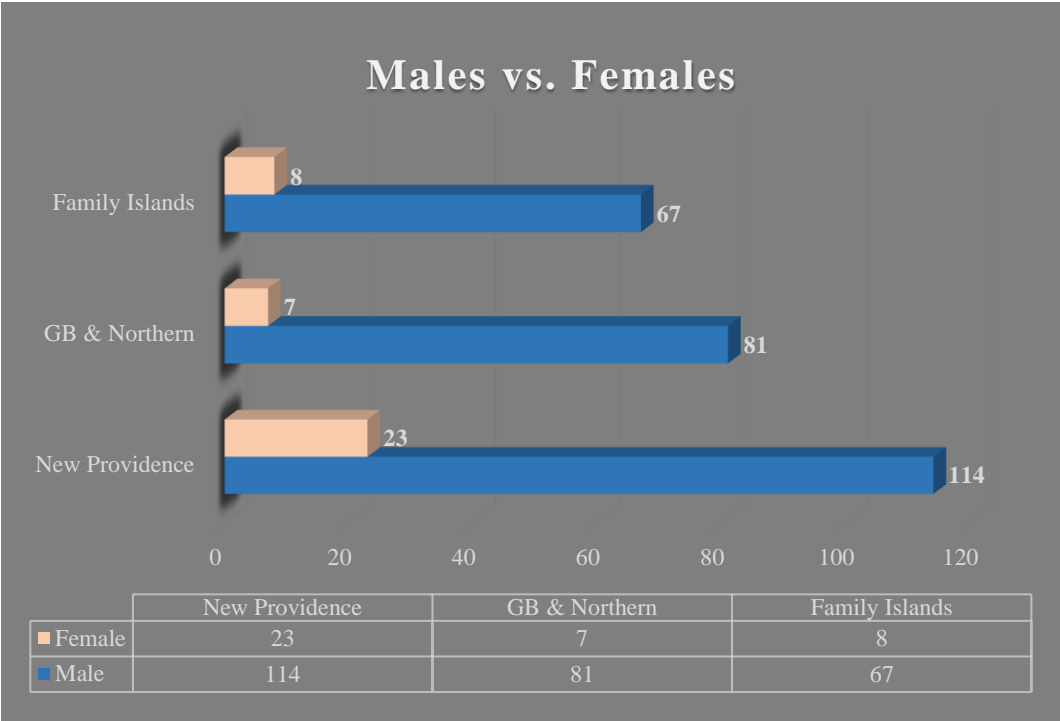
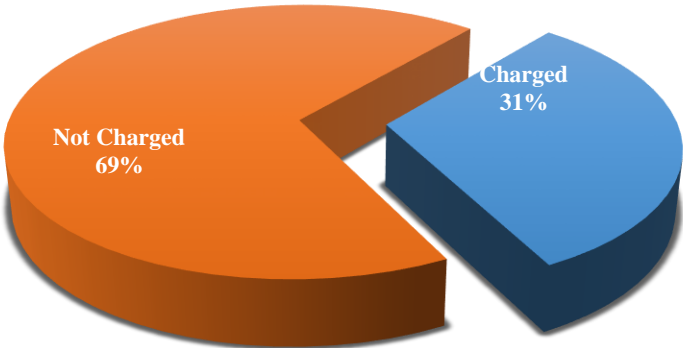
For the period in review, the police charged 300 persons for various major and minor offences throughout the Commonwealth of The Bahamas. **New Providence** accounted for 137 or 46% of all persons charged, **Grand Bahama and the Northern Bahamas** accounted for 88 or 29%, and the **Family Islands District** accounted for 75 or 25%. Males accounted for 262 or 87% of persons charged, and females accounted for the remaining 38 or 13% of persons charged.

Charged - District



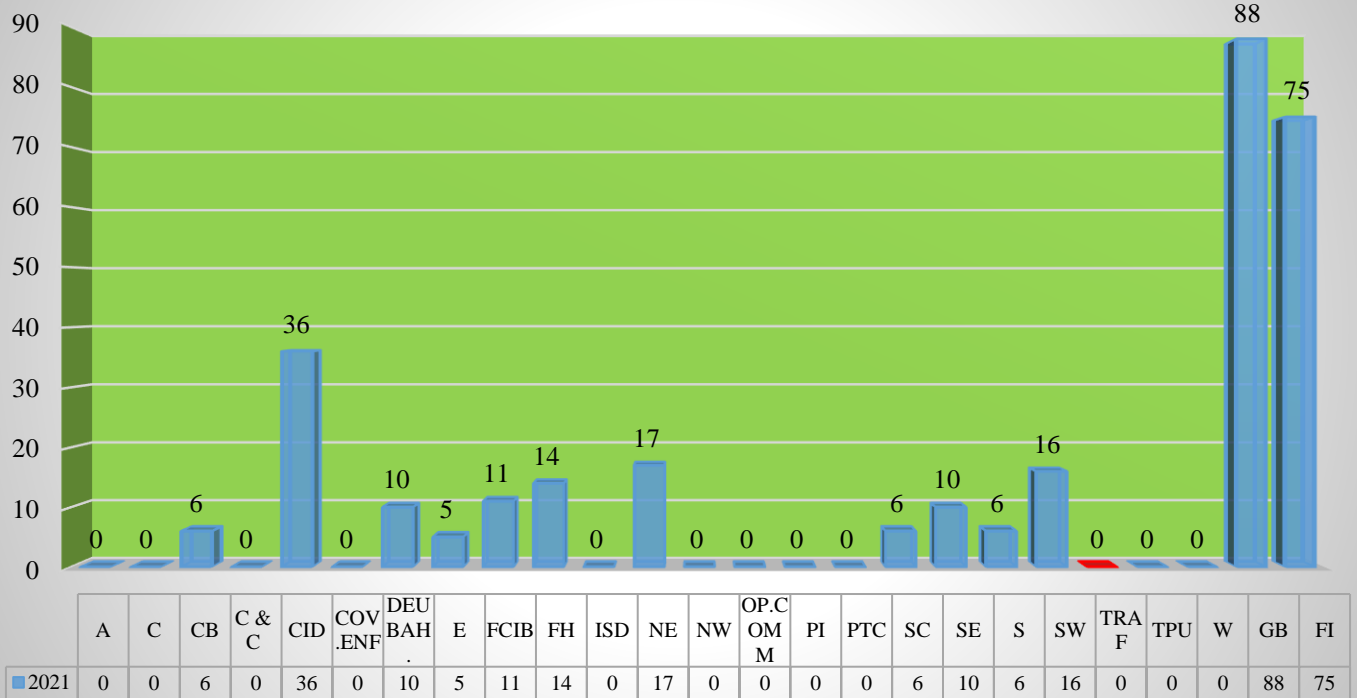
The period in review, there were 957 persons arrested, of which 31% or 300 suspects were charged before the Court.

% Persons Charged



N.B. These are preliminary figures and are subject to change. Research and Policy Branch, RBPF.

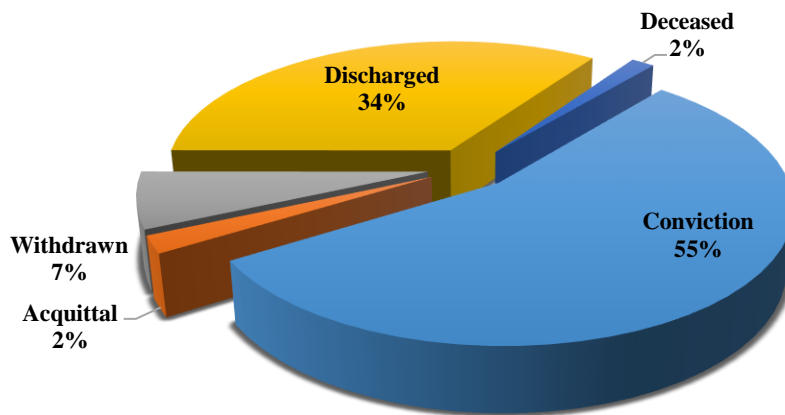
Charged - Policing Division



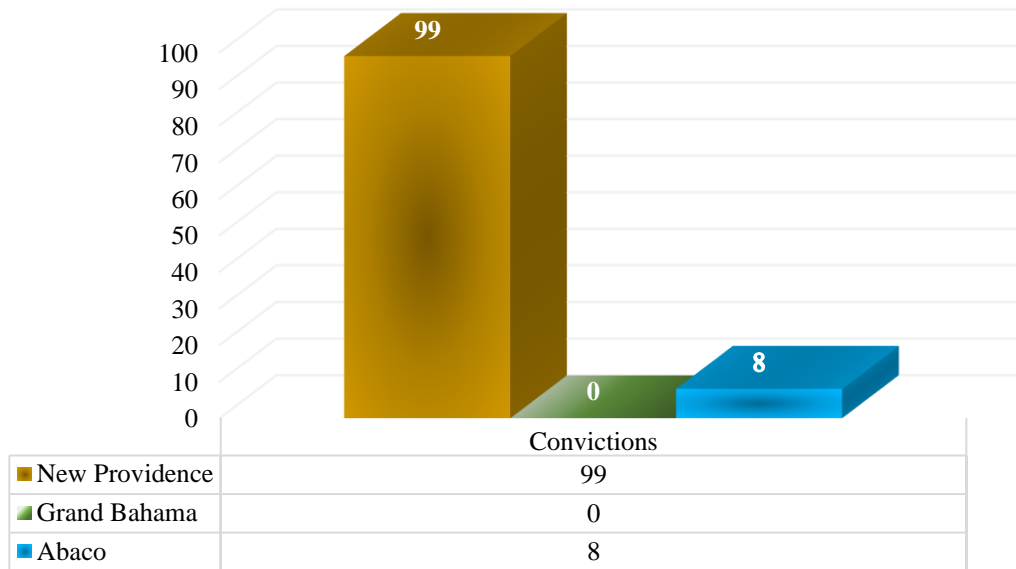
Court Case Disposition

For the period in review, there were 107 convictions in the Magistrates Court, 4 acquittals, 3 deaths, 67 matters were discharged, and 13 matters were withdrawn by the virtual complainant. (GB-N/A)

Case Disposition



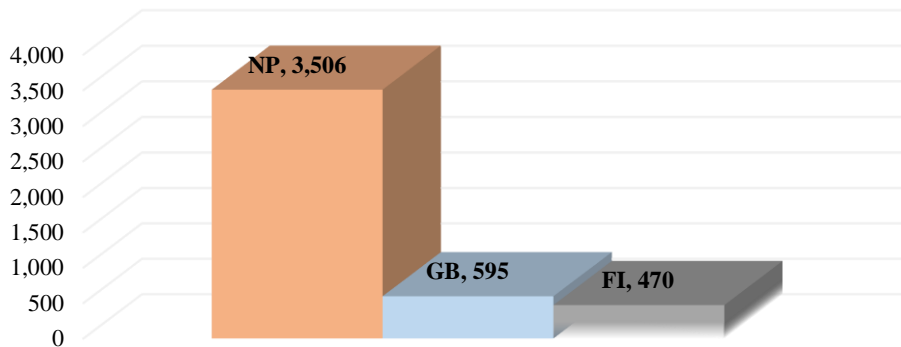
Convictions



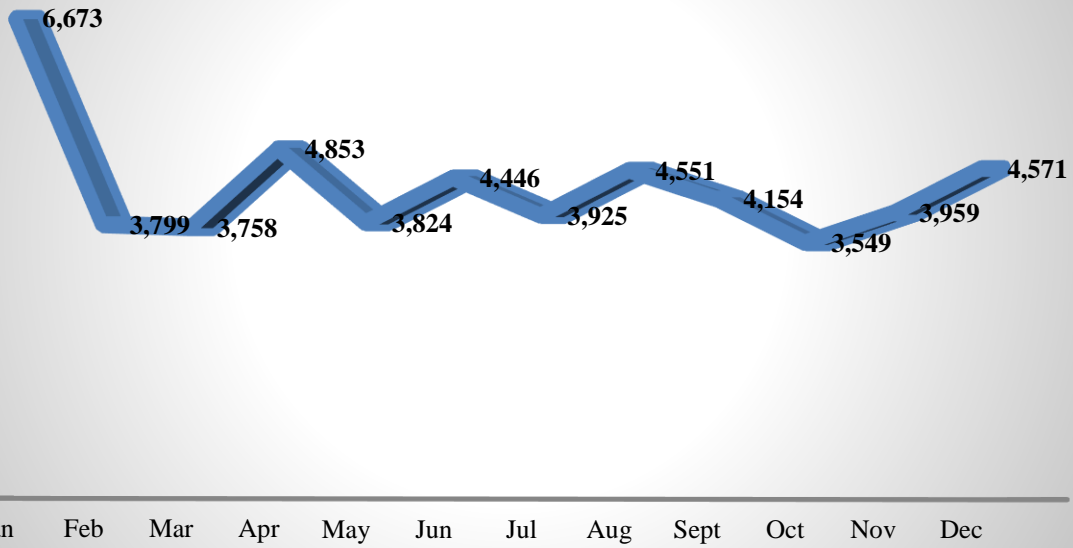
Productivity Loss

For the period in review, the Organization accounted for 4,571 sick days at an estimated loss of \$566K. Police Officers on industrial leave accounted for 940 or 21% of the overall sick days. The contracted ranks accounted for \$508K or 90% of all productivity losses due to sick reports. The New Providence District accounted for \$438K or 77% of the overall productivity losses with Grand Bahama District and the Family Islands District accounting for 12% and 11% respectively.

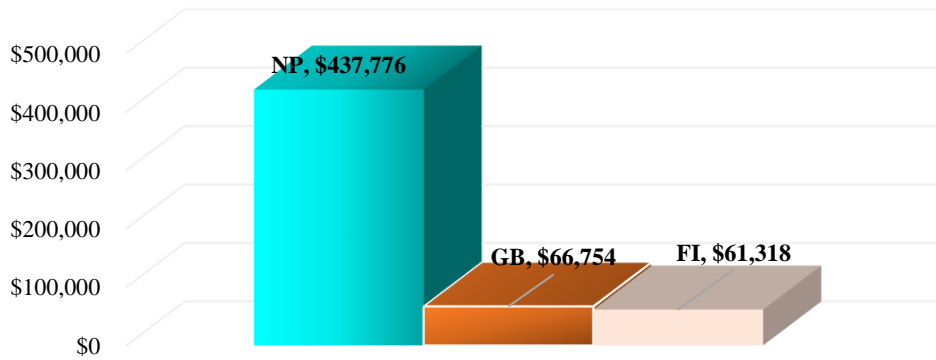
Sick Days by District



Sick Reports - All Bahamas

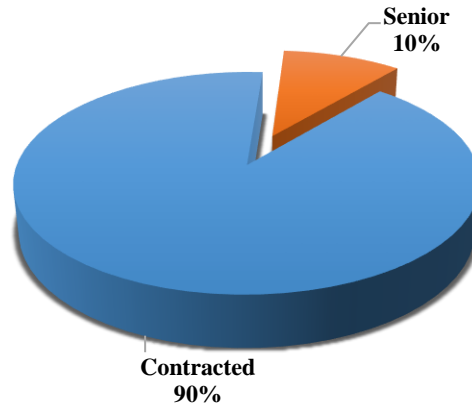


Sick Reports - Productivity Loss by District



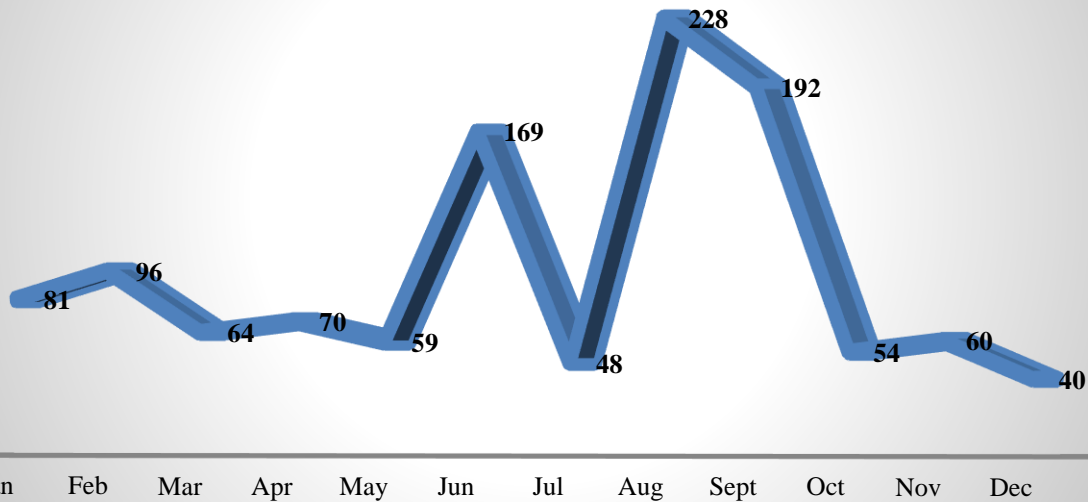
N.B. These are preliminary figures and are subject to change. Research and Policy Branch, RBPF.

Productivity Loss by Rank - All Bahamas



For the period in review, 40 officers were on 4 hour sedentary duties accounting for an estimated loss of \$13K.

Sedentary Reports - All Bahamas



Sedentary Productivity Loss



N.B. These are preliminary figures and are subject to change. Research and Policy Branch, RBPF.